



2022

Oakland County Parks and Recreation

Community Needs Assessment Survey

Findings Report



ETC
INSTITUTE

Contents

Section 1: Executive Summary.....	4
Section 2: Charts and Graphs.....	13
Section 3: Priority Investment Rating	41
Section 4: National Benchmarks.....	49
Section 5: Tabular Data.....	54
Section 6: Open-Ended Responses.....	99
Section 7: Survey Instrument.....	122



Executive Summary

2022 Oakland County Parks Community Needs Assessment Executive Summary

Overview

ETC Institute administered a Community Needs Assessment Survey for Oakland County during the months of summer 2022. The survey will help Oakland County Parks and Recreation Commission plan for future recreation programs and facilities that meet the community's needs and preferences.

Methodology

ETC Institute mailed a survey packet to a random sample of households in Oakland County. Each survey packet contained a cover letter, a copy of the survey, and a postage-paid return envelope. Residents who received the survey were given the option of returning the survey by mail or completing it online at *OaklandCountySurvey.org*.

After the surveys were mailed, ETC Institute followed up by sending text messages and mailing postcards to encourage participation. The text messages and postcards contained a link to the online version of the survey to make it easy for residents to complete the survey. To prevent people who were not residents of Oakland County from participating, everyone who completed the survey online was required to enter their home address prior to submitting the survey. ETC Institute then matched the addresses that were entered online with the addresses that were originally selected for the random sample. If the address from a survey completed online did not match one of the addresses selected for the sample, the online survey was not included in the final database for this report.

The goal was to complete a minimum of 1,000 completed surveys from County residents. The goal was met with 1,048 completed surveys collected. The overall results for the sample of 1,048 households have a precision of at least ± 3.0 at the 95% level of confidence.

This report contains the following:

- Charts showing the overall results of the survey (Section 2)
- Priority Investment Rating (PIR) that identifies priorities for facilities and programs (Section 3)
- Benchmarks comparing Oakland County Results to National Averages (Section 4)
- Tabular data showing the overall results for all questions on the survey (Section 5)
- Responses to open-ended questions (Section 6)
- A copy of the survey instrument (Section 7)

The major findings of the survey are summarized on the following pages.

Oakland County Parks and Facilities Use

Use of Parks and Facilities: Respondents were asked to indicate if their household had used any of the 16 Oakland County parks listed within the past year. The highest number of respondents (45%) visited the Oakland County Farmers Market followed by Independence Oaks (40%). Respondents were then asked to select the four parks their household visits most often. These were the most often used parks:

- Oakland County Farmers Market (38%)
- Independence Oaks (35%)
- Addison Oaks (20%)

Respondents were then asked to indicate how often in the past year their household visited Oakland County parks. The highest number of respondents (40%) visited less than once a month followed by 1-3 times a month (34%). Respondents most often rated the overall condition of parks and facilities as either good (65%) or excellent (19%).

Barriers to Outdoor Recreation Usage: Respondents were asked to assess their level of agreement on 16 statements regarding factors that keep their household from utilizing outdoor recreation spaces more often. Respondents most often agreed (by choosing either “strongly agree” or “agree”) that they don’t have enough information (45%), they don’t like the outdoors (37%), and they don’t have time (34%). Respondents least often agreed that lack of adequate transportation or feeling unwelcome/uncomfortable were barriers to their usage. Most respondents (57%) say there are not sufficient parks and green space areas within a 10-minute walk of their residence but 76% say they have access to those areas within a 15 minute drive.

Parks and Recreation and Resident Partnership

Ways Households Learn about Programs and Activities: Respondents were asked to select all the ways they learned about Oakland County Parks and Recreation. The highest number of respondents received communication via friends, family, and coworkers (56%), Oakland County Parks website (47%), and Facebook (35%).

Level of Satisfaction: Respondents were asked to indicate their level of satisfaction with the overall value from Oakland County Parks and Recreation. Sixty-four percent (64%) of respondents said they were either very satisfied (24%) or somewhat satisfied (40%).

Future of Parks and Recreation: Respondents were asked to rate the importance of 16 potential actions for the future of Oakland Parks and Recreation. The highest number of respondents felt managing freshwater and stormwater resources to protect water quality and reducing flooding was very important (73%). Other actions respondents felt were very important were maintaining roads and park infrastructure (61%) and reducing waste by recycling and composting (60%). Each action had most respondents rating it “important” or “very important”

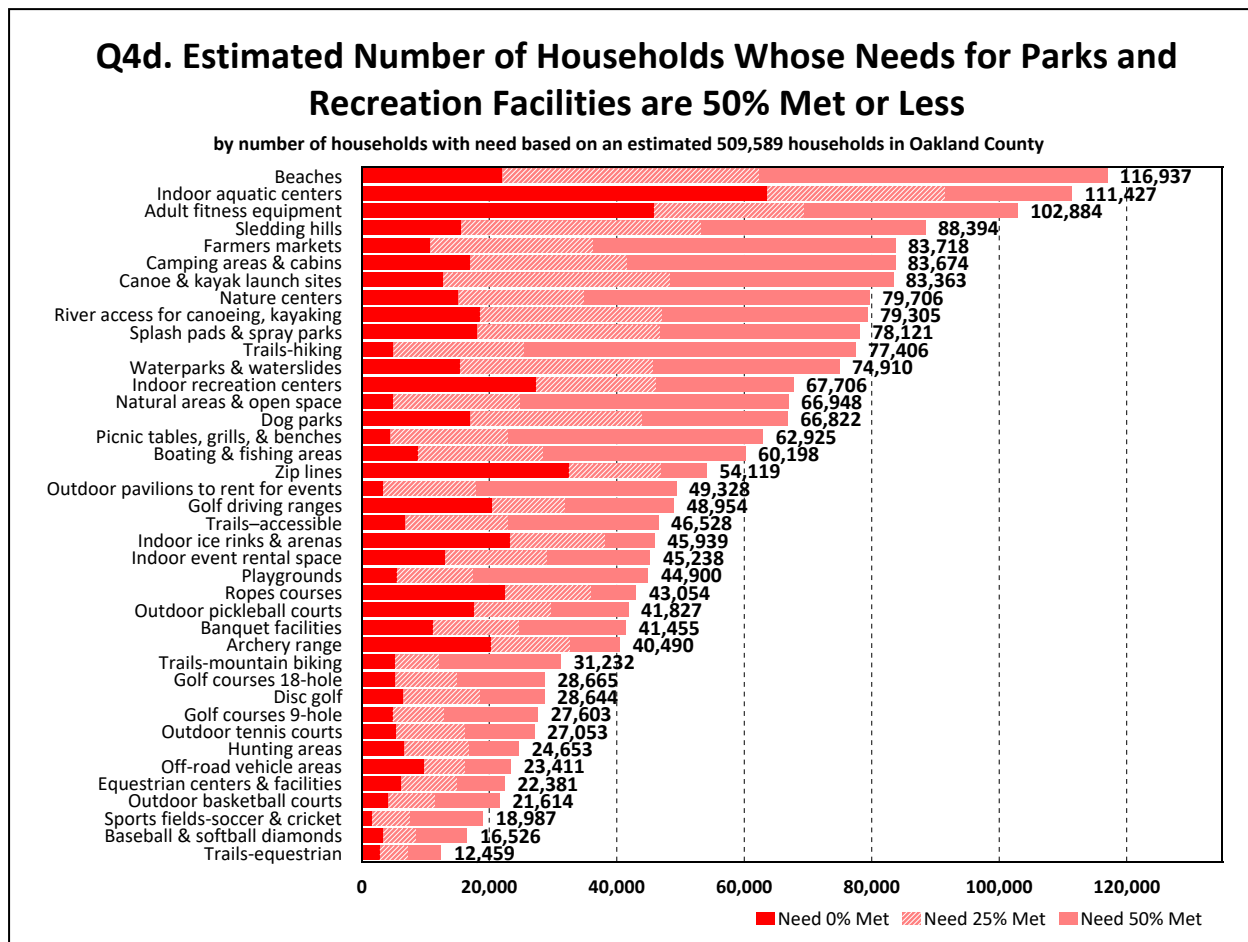
Parks and Recreation Facilities Needs and Priorities

Facility Needs: Respondents were asked to identify if their household had a need for 40 parks and recreation facilities and to rate how well their needs for each were currently being met. Based on this analysis, ETC Institute was able to estimate the number of households in the community that had the greatest “unmet” need for various facilities.

The three parks and recreation facilities/amenities with the highest percentage of households that have an unmet need:

1. Beaches– 116,937 households
2. Indoor aquatic centers – 111,427households
3. Adult fitness equipment – 102,884 households

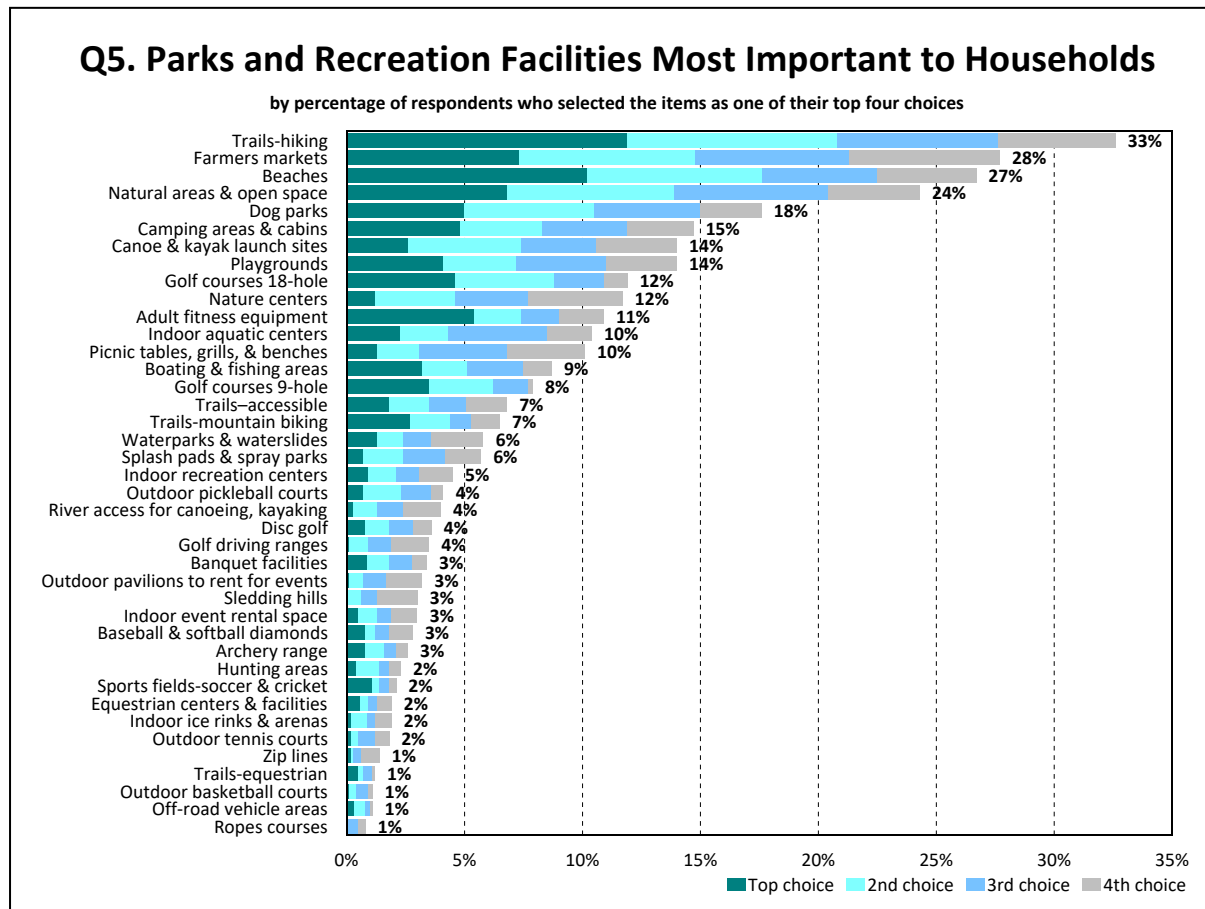
The estimated number of households that have unmet needs for each of the 40 parks and recreation facilities assessed is shown in the chart below.



Facilities Importance: In addition to assessing the needs for each Parks and Recreation facility, ETC Institute also assessed the importance that residents placed on each item. Based on the sum of respondents' top four choices, these were the four facilities ranked most important to residents:

1. Trails—hiking (33%)
2. Farmers markets (28%)
3. Beaches (27%)
4. Natural areas and open space (24%)

The percentage of residents who selected each facility as one of their top four choices is shown in the chart below.



Facilities Used Most Often. Respondents were also asked to rank the four facilities their household uses most often. These were the four top selected facilities:

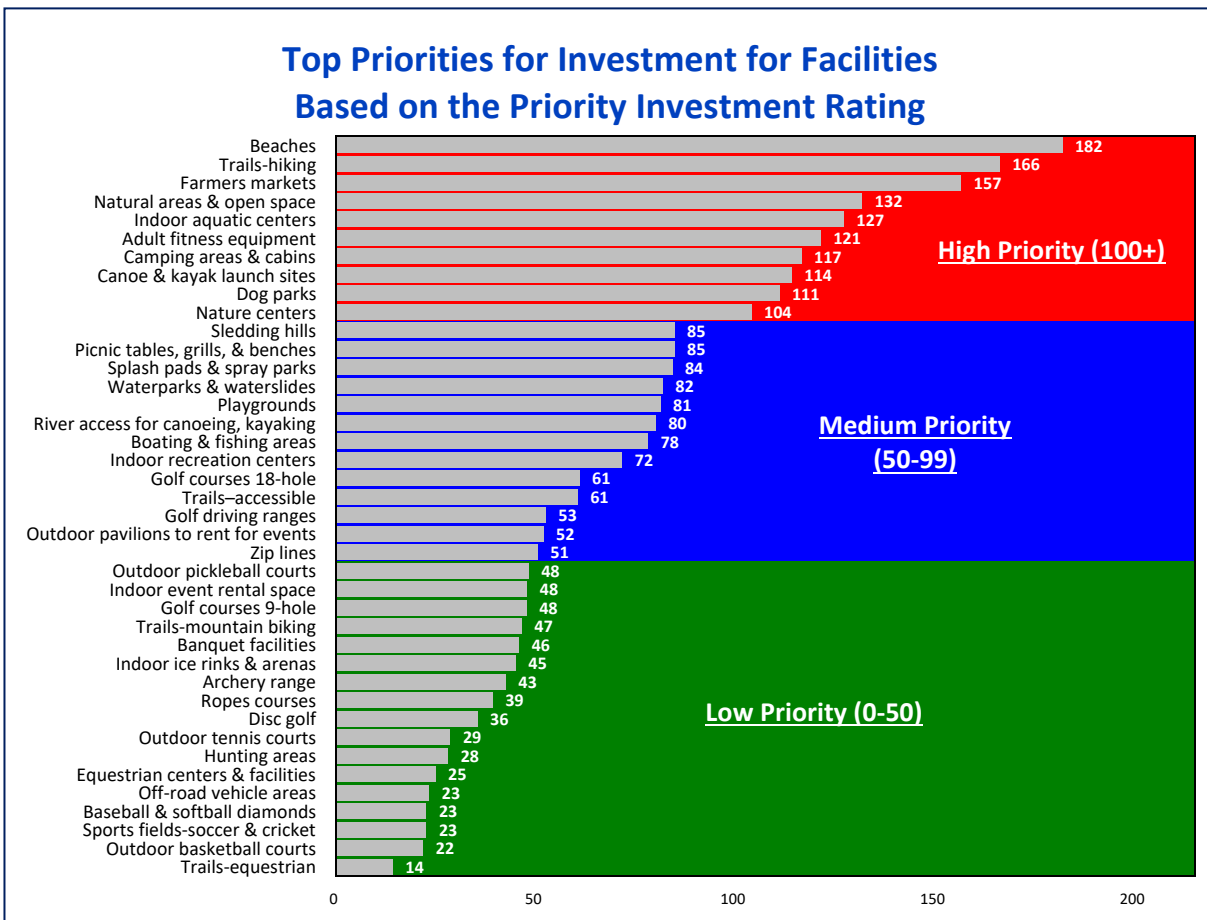
- Trails—Hiking (31%)
- Farmers Market (25%)
- Natural areas & open space (20%)
- Beaches (19%)

Priorities for Facility Investments: The **Priority Investment Rating (PIR)** was developed by ETC Institute to provide organizations with an objective tool for evaluating the priority that should be placed on recreation and parks investments. The Priority Investment Rating (PIR) equally weights (1) the importance that residents place on amenities and (2) how many residents have unmet needs for the amenity. [Details regarding the methodology for this analysis are provided in Section 3 of this report.]

Based the Priority Investment Rating (PIR), the following parks and recreation facilities/amenities were rated as high priorities for investment:

- Beaches (PIR=181.9)
- Trails-hiking (PIR=166.2)
- Farmers markets (PIR=156.6)
- Natural areas & open space (PIR=131.8)
- Indoor aquatic centers (PIR=127.2)
- Adult fitness equipment (PIR=121.4)
- Camping areas & cabins (PIR=116.6)
- Canoe & kayak launch sites (PIR=114.2)
- Dog parks (PIR=111.1)
- Nature centers (PIR=104.1)

The chart below shows the Priority Investment Rating for each of the 40 recreation facilities assessed on the survey.



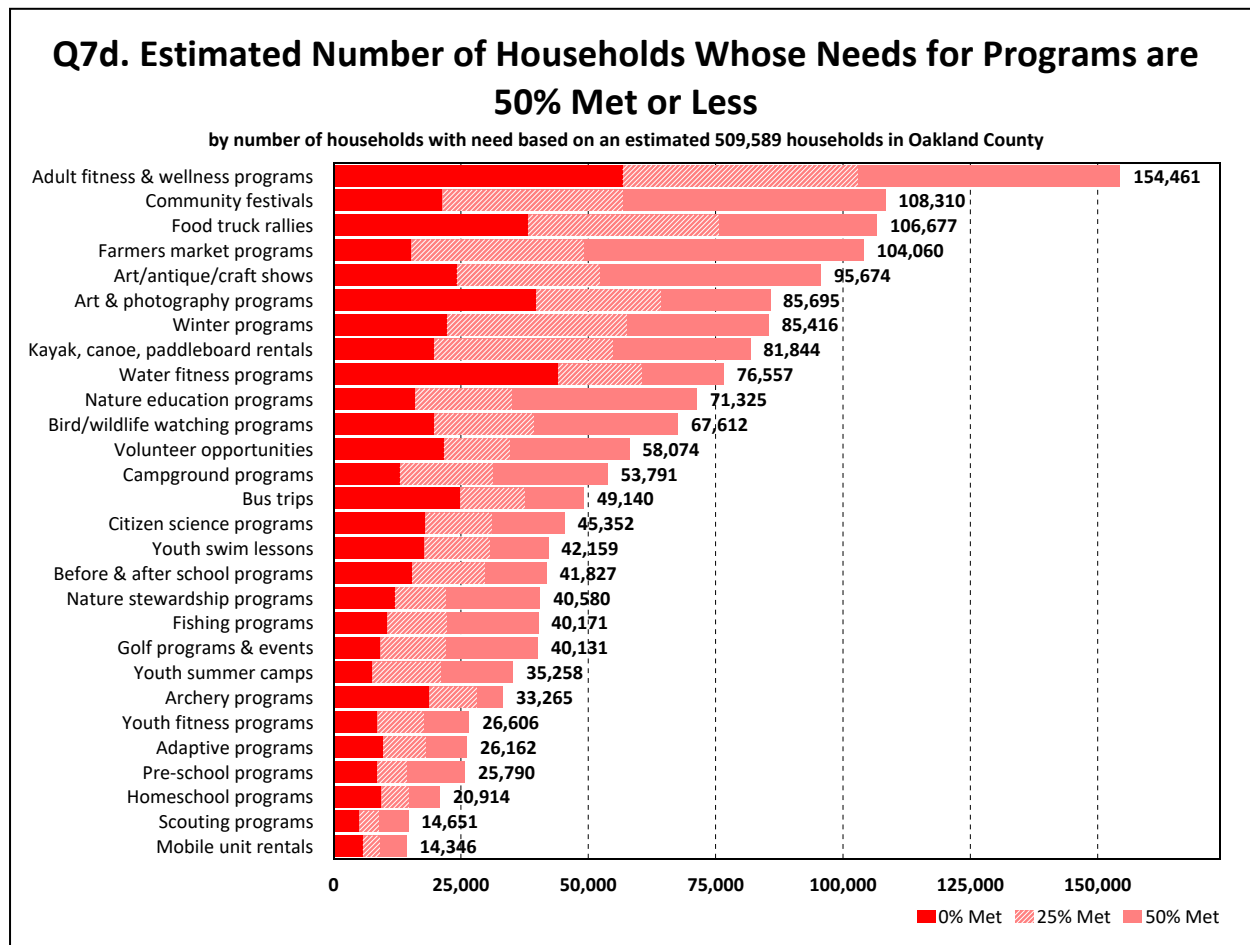
Oakland County Program Needs and Priorities

Program Needs: Respondents were asked to identify if their household had a need for 28 programs and to rate how well their needs for each were currently being met. Based on this analysis, ETC Institute was able to estimate the number of households in the community that had the greatest “unmet” need for various facilities/amenities.

The three programs with the highest percentage of households that have an unmet need:

1. Adult fitness and wellness programs – 154,461 households
2. Community festivals – 108,310 households
3. Food truck rallies – 106,677 households

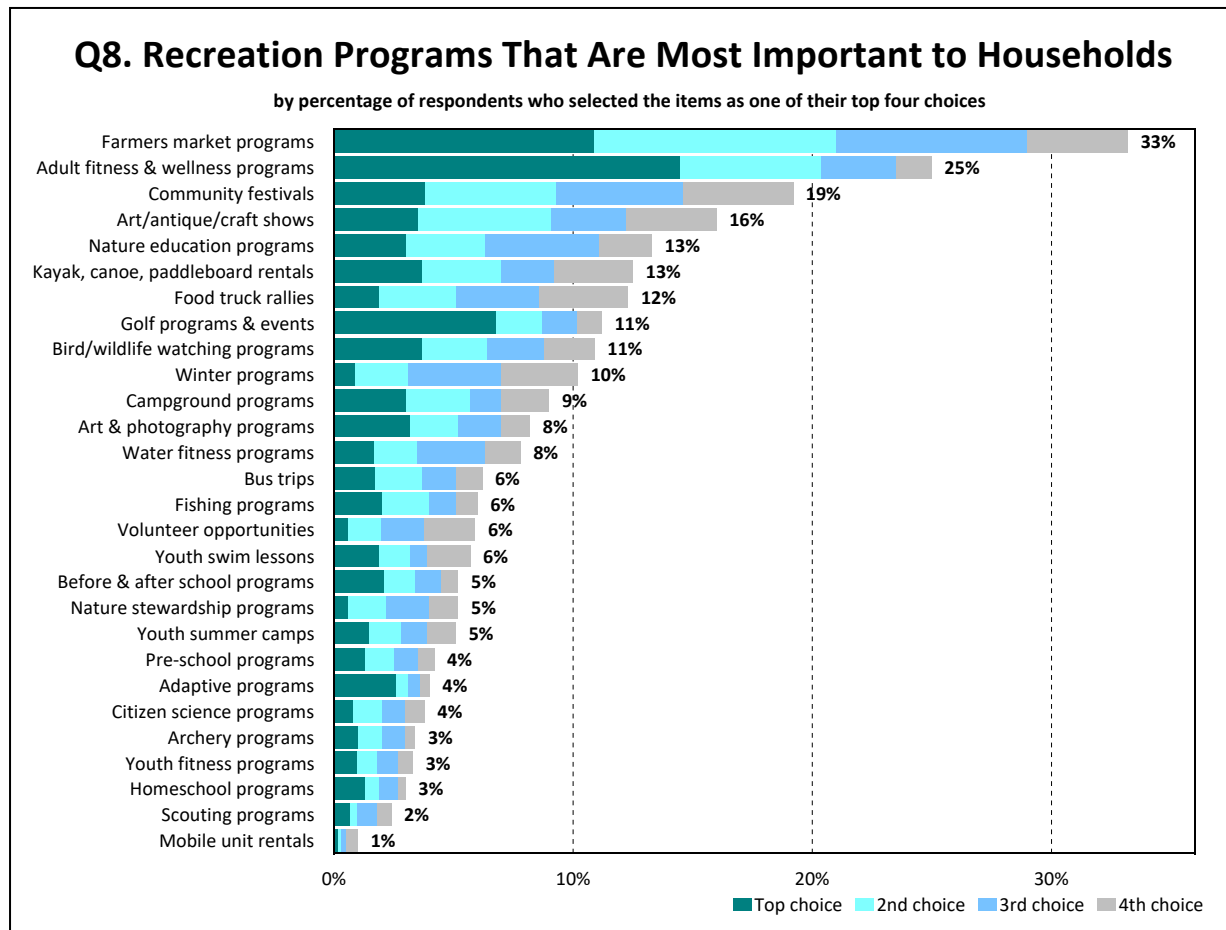
The estimated number of households that have unmet needs for each of the 28 parks and recreation programs assessed is shown in the chart below.



Programs Importance: In addition to assessing the needs for each program, ETC Institute also assessed the importance that residents placed on each item. Based on the sum of respondents' top four choices, these are the four most important programs to residents:

1. Farmers market programs (33%)
2. Adult fitness & wellness programs (25%)
3. Community festivals (19%)
4. Art/antique/craft shows (16%)

The percentage of residents who selected each program as one of their top four choices is shown in the chart below.



Programs Used Most Often. Respondents were also asked to rank the four programs their household uses most often. These were the four top selected programs:

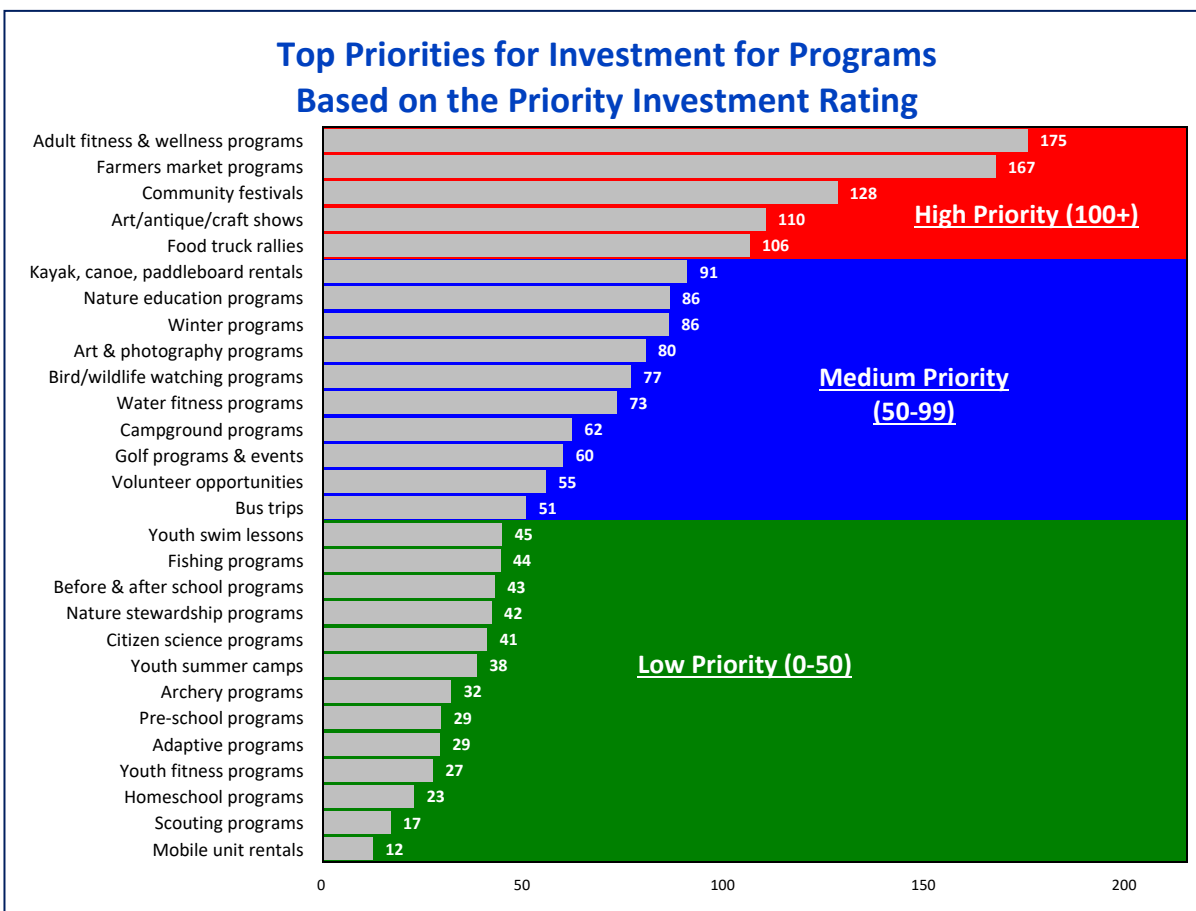
- Farmers market programs (28%)
- Community festivals (17%)
- Art/antique/craft shows (12%)
- Adult fitness & wellness programs (10%) and Golf programs & events (10%)

Priorities for Program Investments: The **Priority Investment Rating (PIR)** was developed by ETC Institute to provide organizations with an objective tool for evaluating the priority that should be placed on recreation and parks investments. The Priority Investment Rating (PIR) equally weights (1) the importance that residents place on each program and (2) how many residents have unmet needs for the program. [Details regarding the methodology for this analysis are provided in Section 3 of this report.]

Based the Priority Investment Rating (PIR), the following Oakland County programs were rated as high priorities for investment:

- Adult fitness & wellness programs (PIR=175)
- Farmers market programs (PIR=167)
- Community festivals (PIR=128)
- Art/antique/craft shows (PIR=110)
- Food truck rallies (PIR=106)

The chart below shows the Priority Investment Rating for each of the 28 programs assessed.

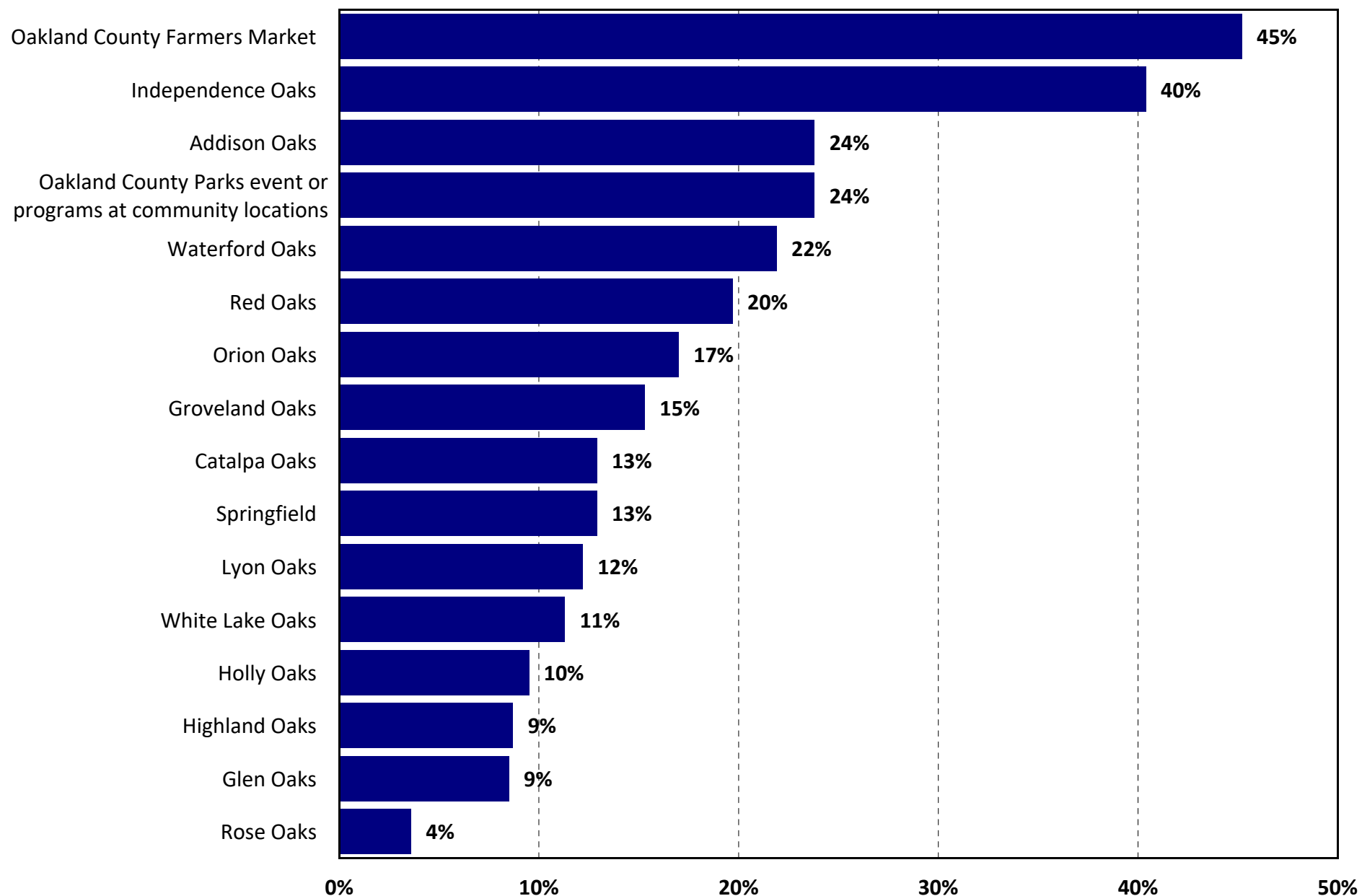




Charts & Graphs

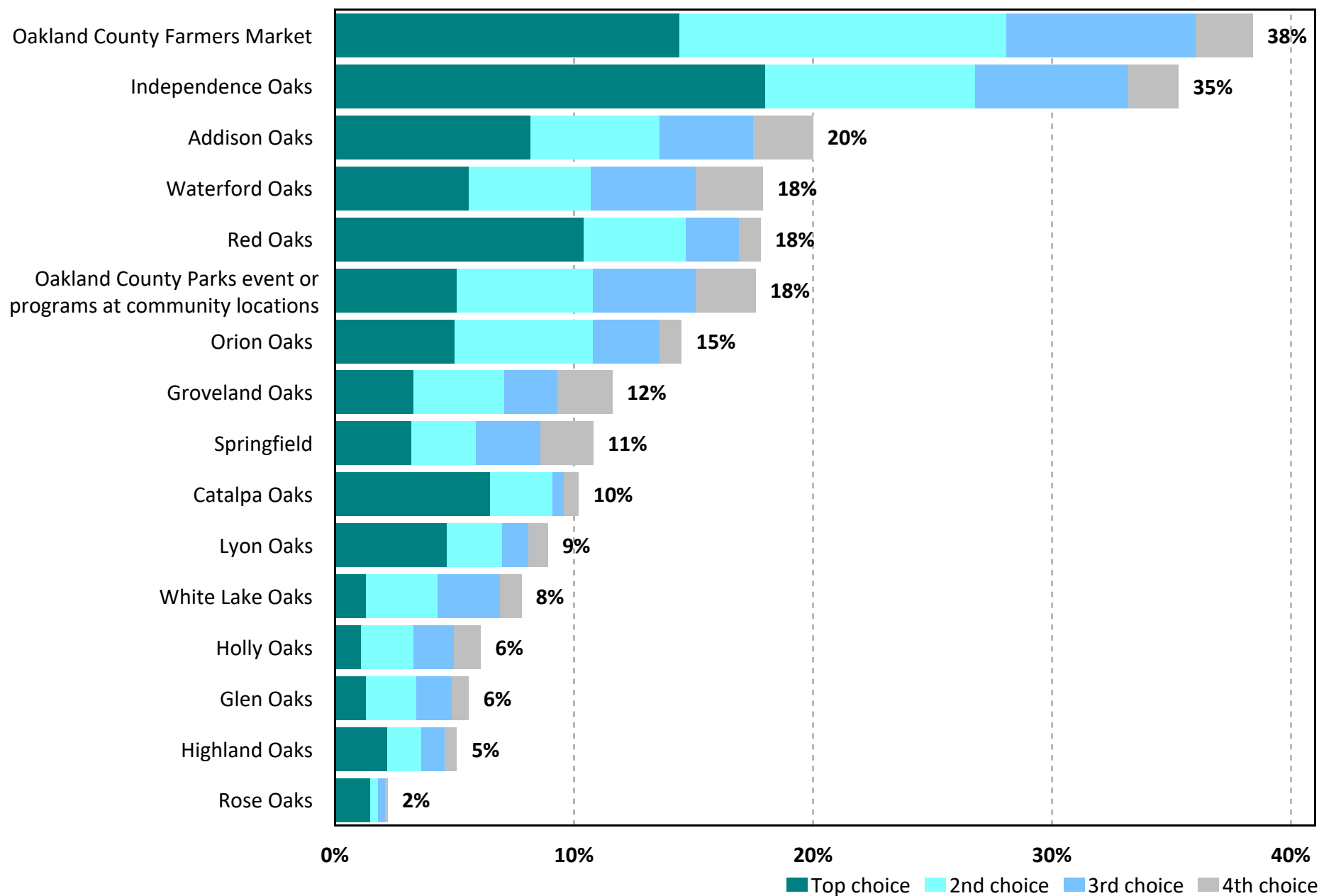
Q1. From the following list, please check ALL the Oakland County parks you or members of your household have visited over the past 12 months.

by percentage of respondents (excluding "none")



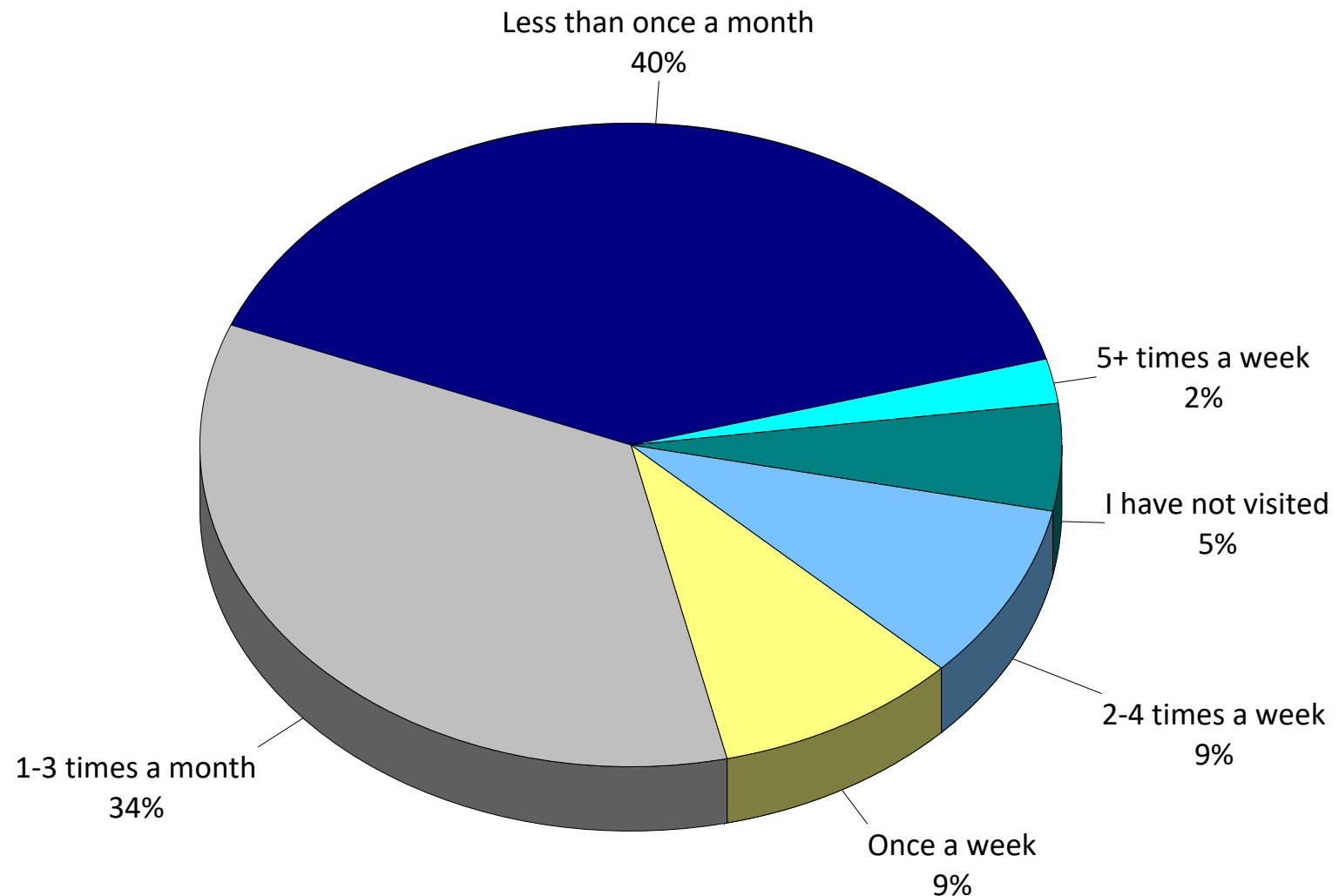
Q2. Which of the parks does your household use MOST OFTEN?

by percentage of respondents who selected the items as one of their top four choices



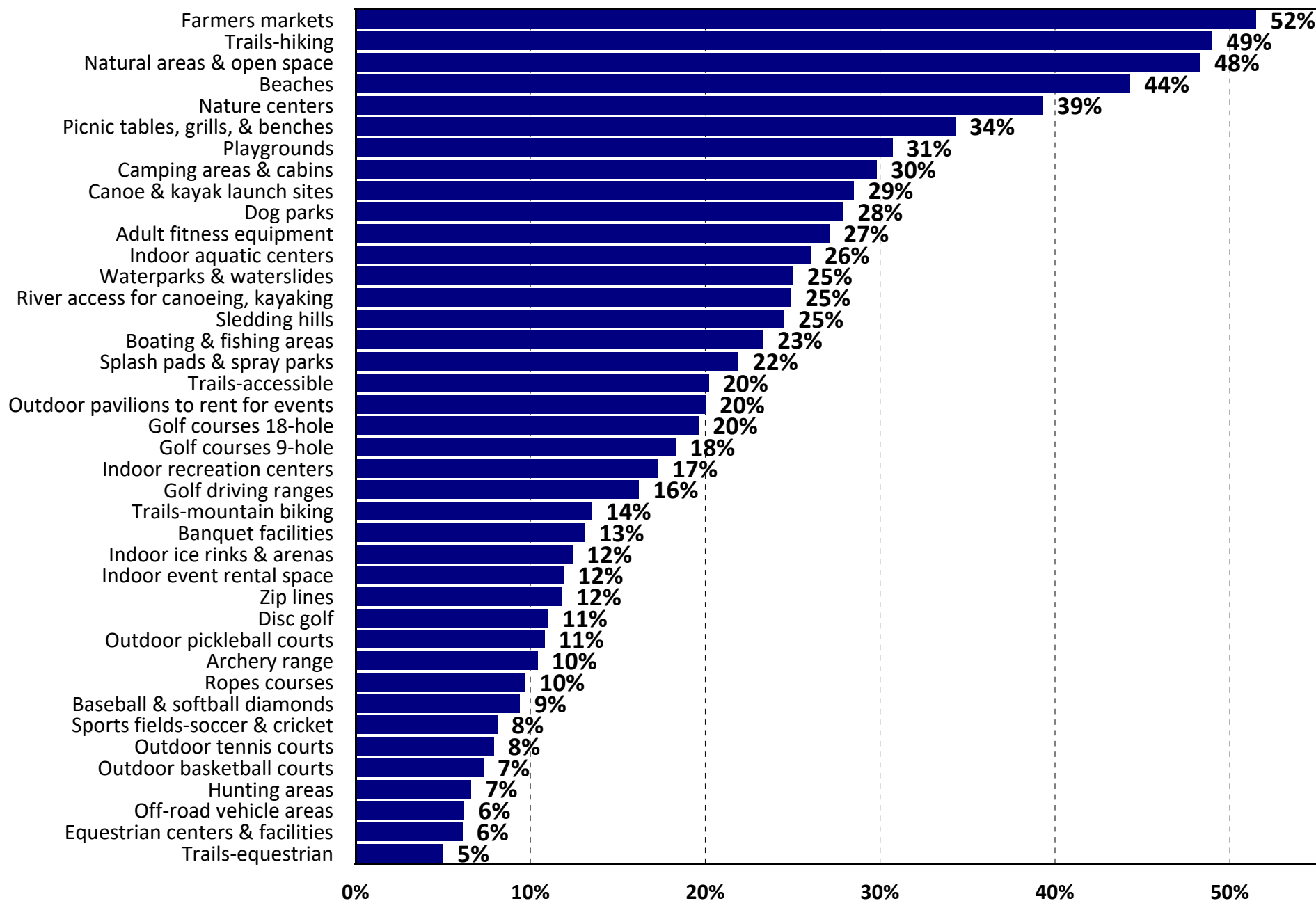
Q3. In the past 12 months, how often have you or other members of your family visited one or more of the Oakland County Parks and Recreation parks?

by percentage of respondents (excluding “not provided”)



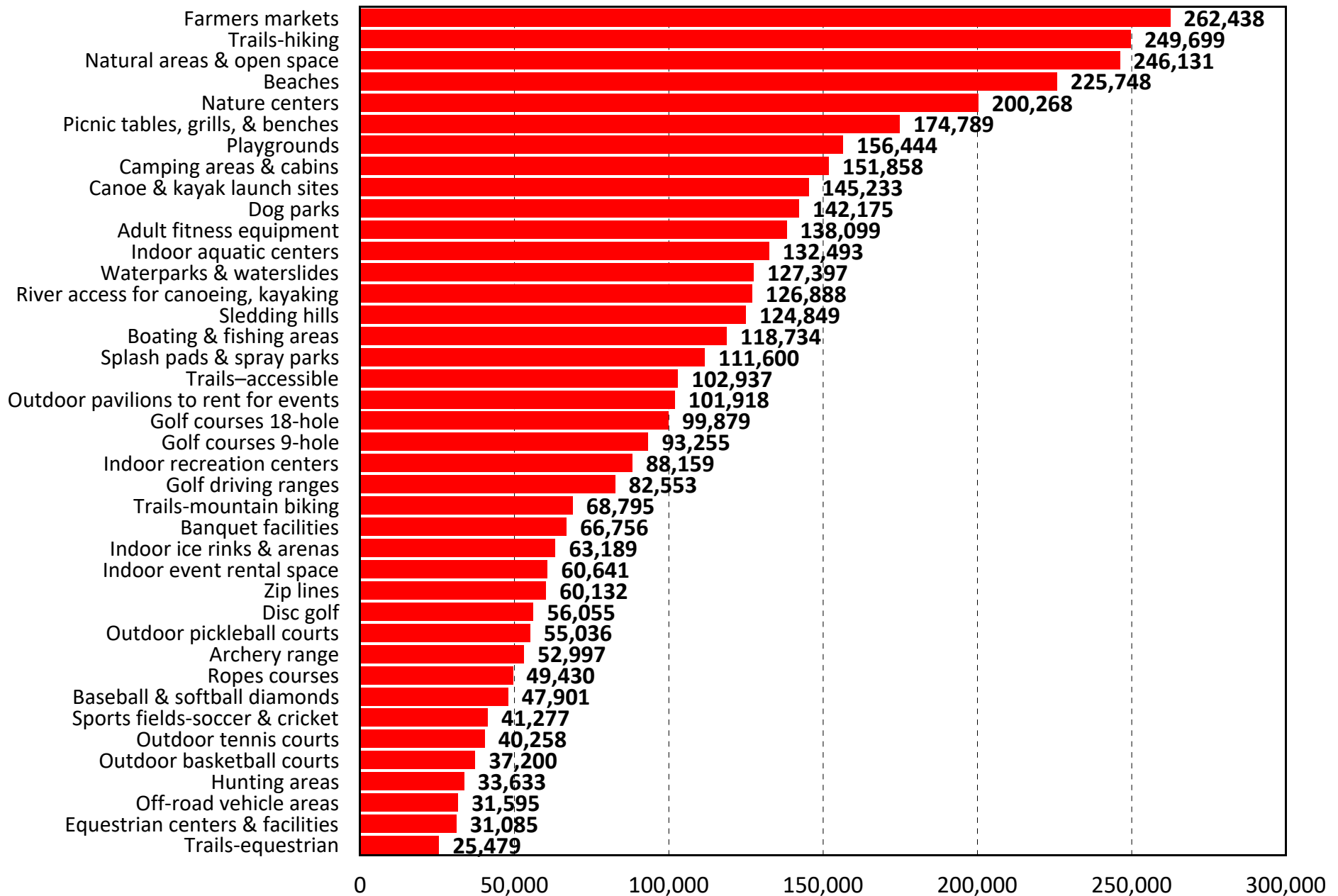
Q4. Respondents With Need for Facilities

by percentage of respondents



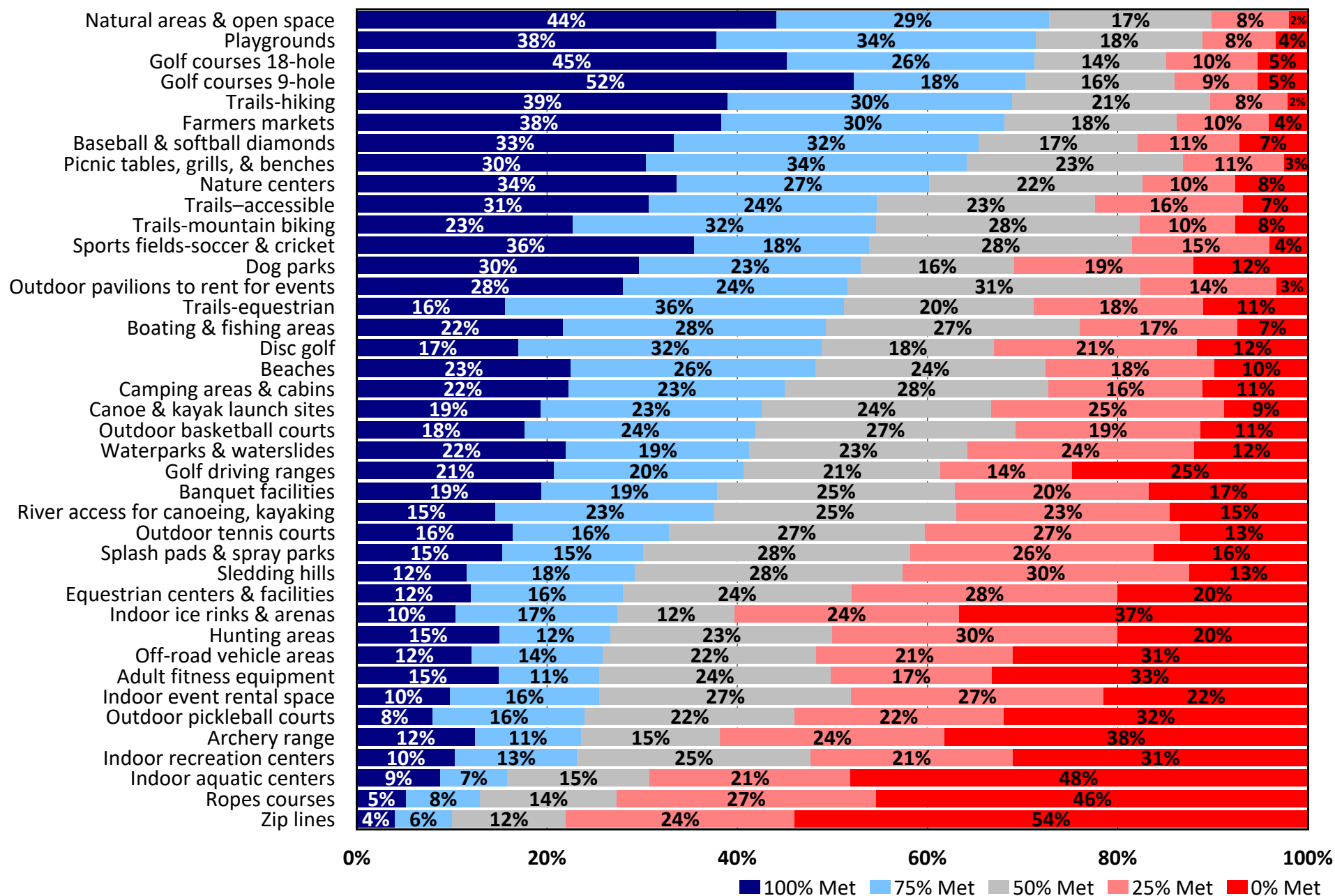
Q4b. Estimated Number of Households With Need For Facilities

by number of households based on an estimated 509,589 households in Oakland County



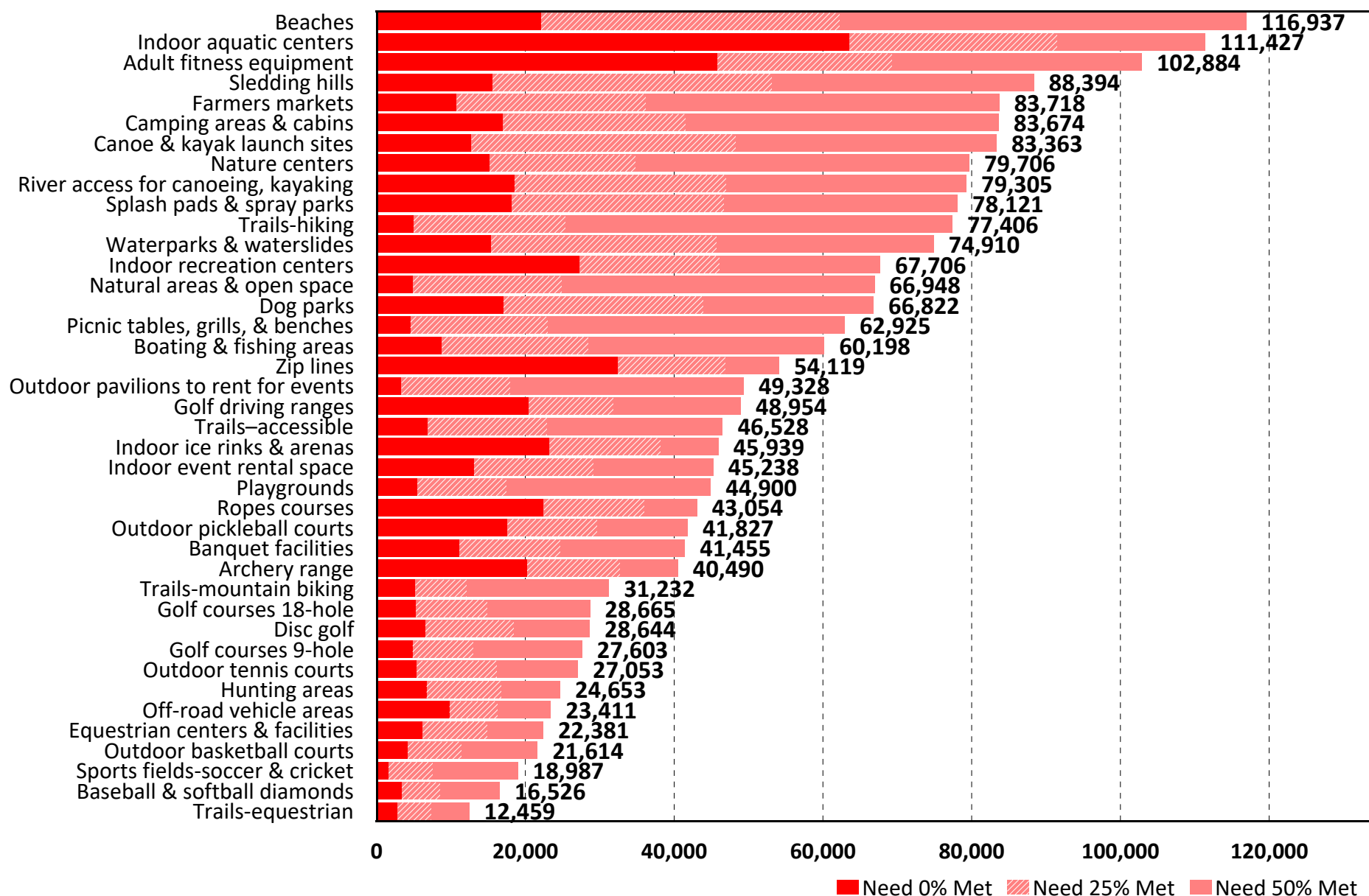
Q4c. How Well Households' Needs For Parks and Recreation Facilities Are Being Met

by percentage of respondents who indicated their household had a need for the facility



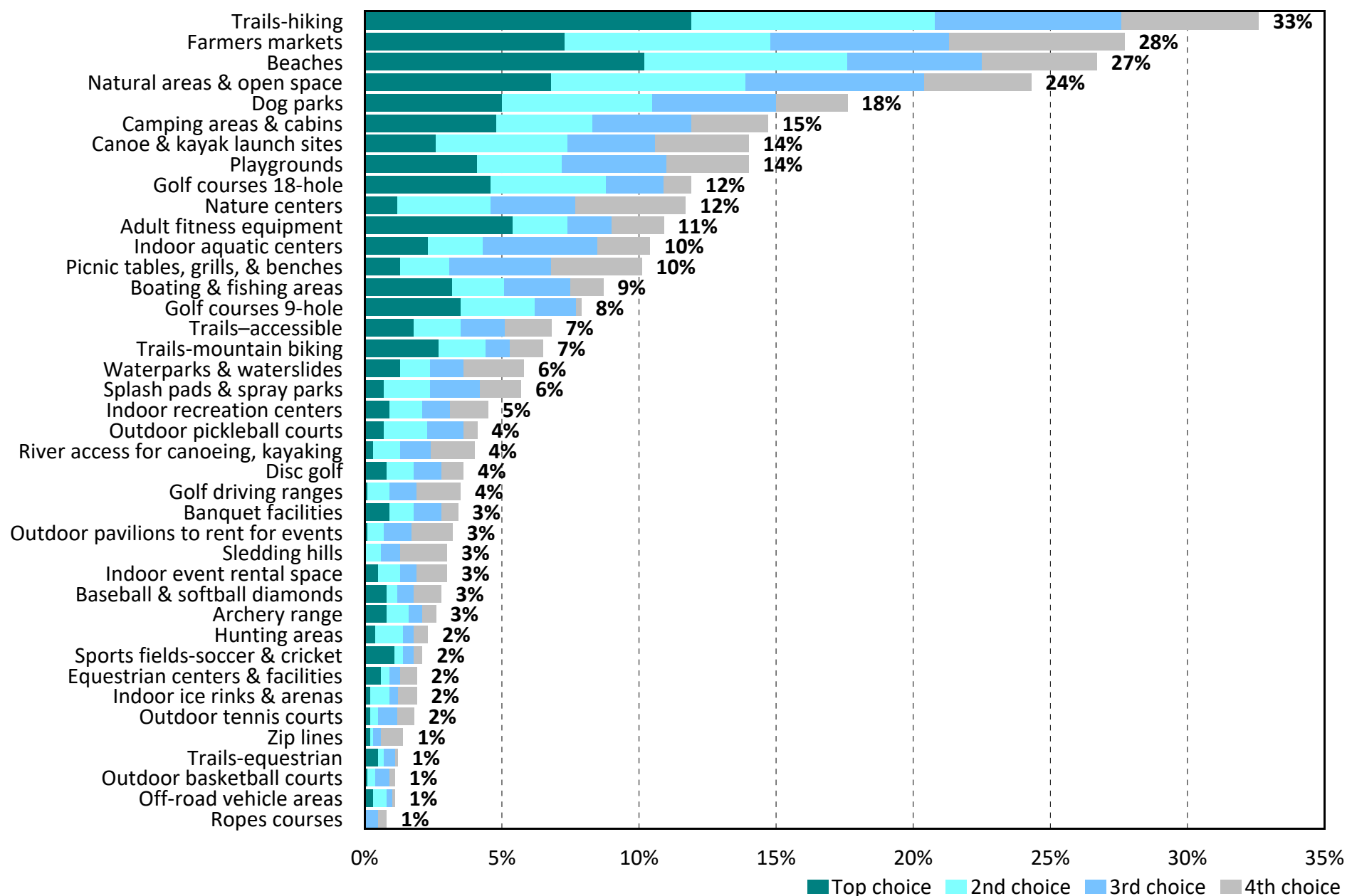
Q4d. Estimated Number of Households Whose Needs for Parks and Recreation Facilities are 50% Met or Less

by number of households with need based on an estimated 509,589 households in Oakland County



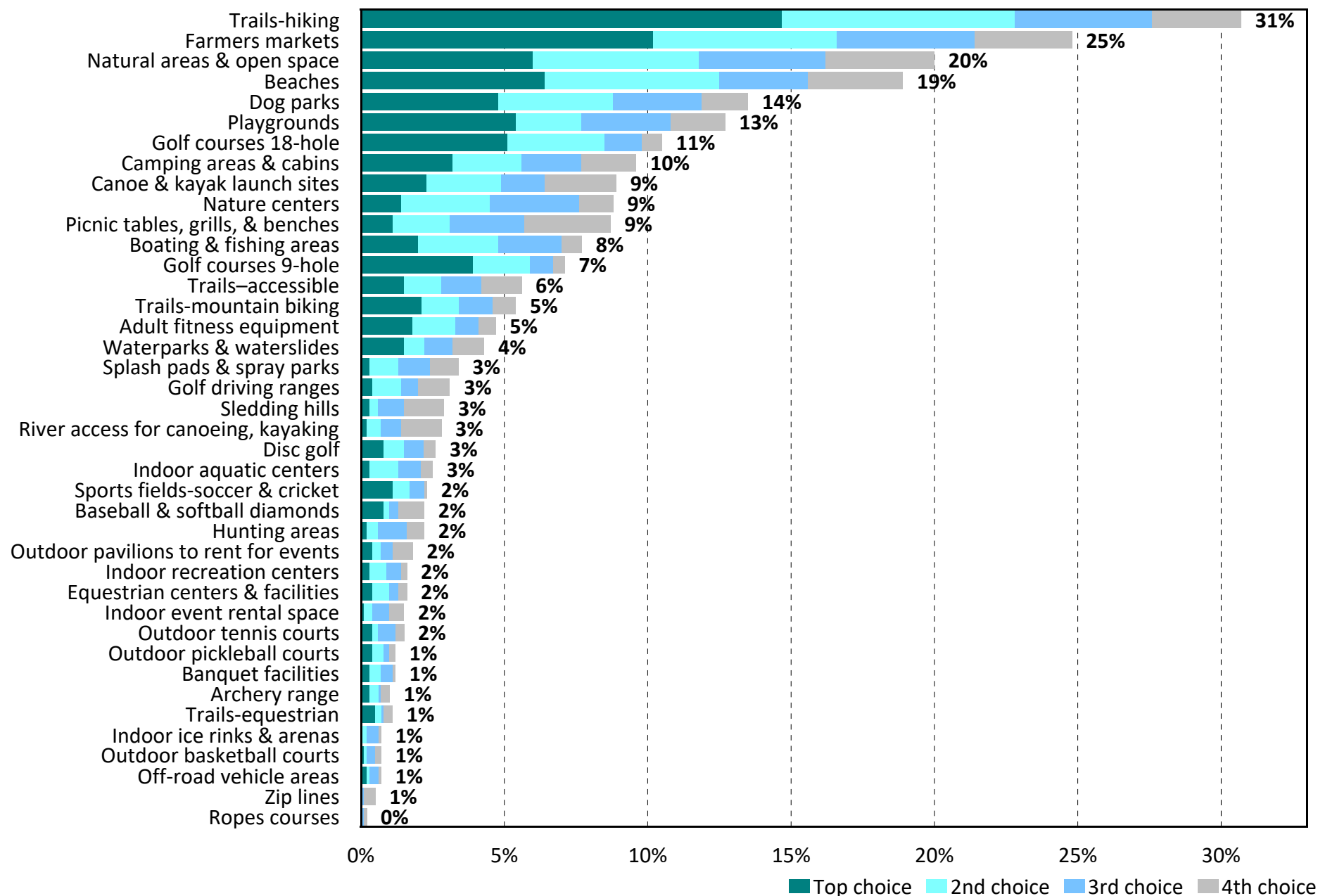
Q5. Parks and Recreation Facilities Most Important to Households

by percentage of respondents who selected the items as one of their top four choices



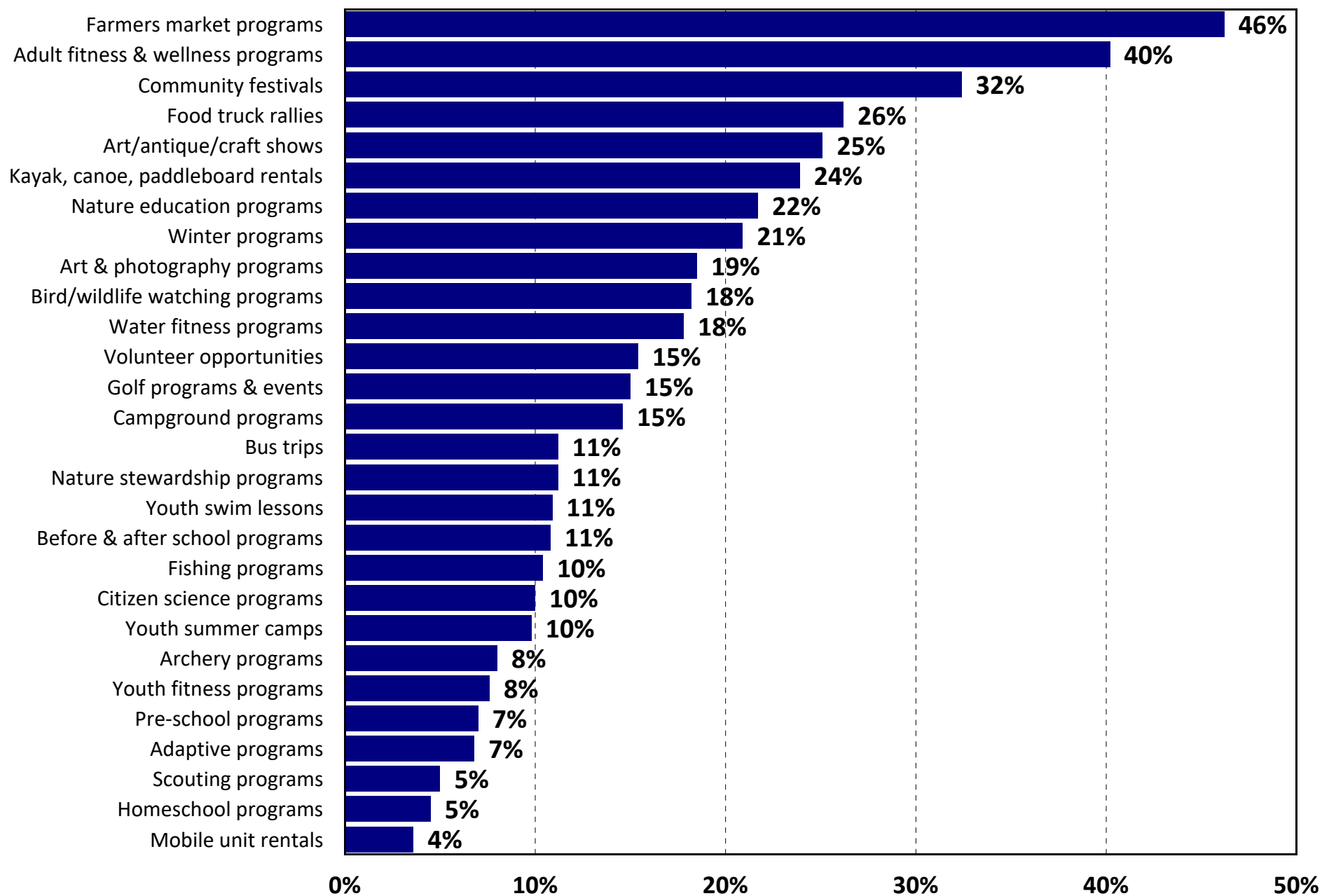
Q6. Facilities Used Most Often by Households

by percentage of respondents who selected the items as one of their top four choices



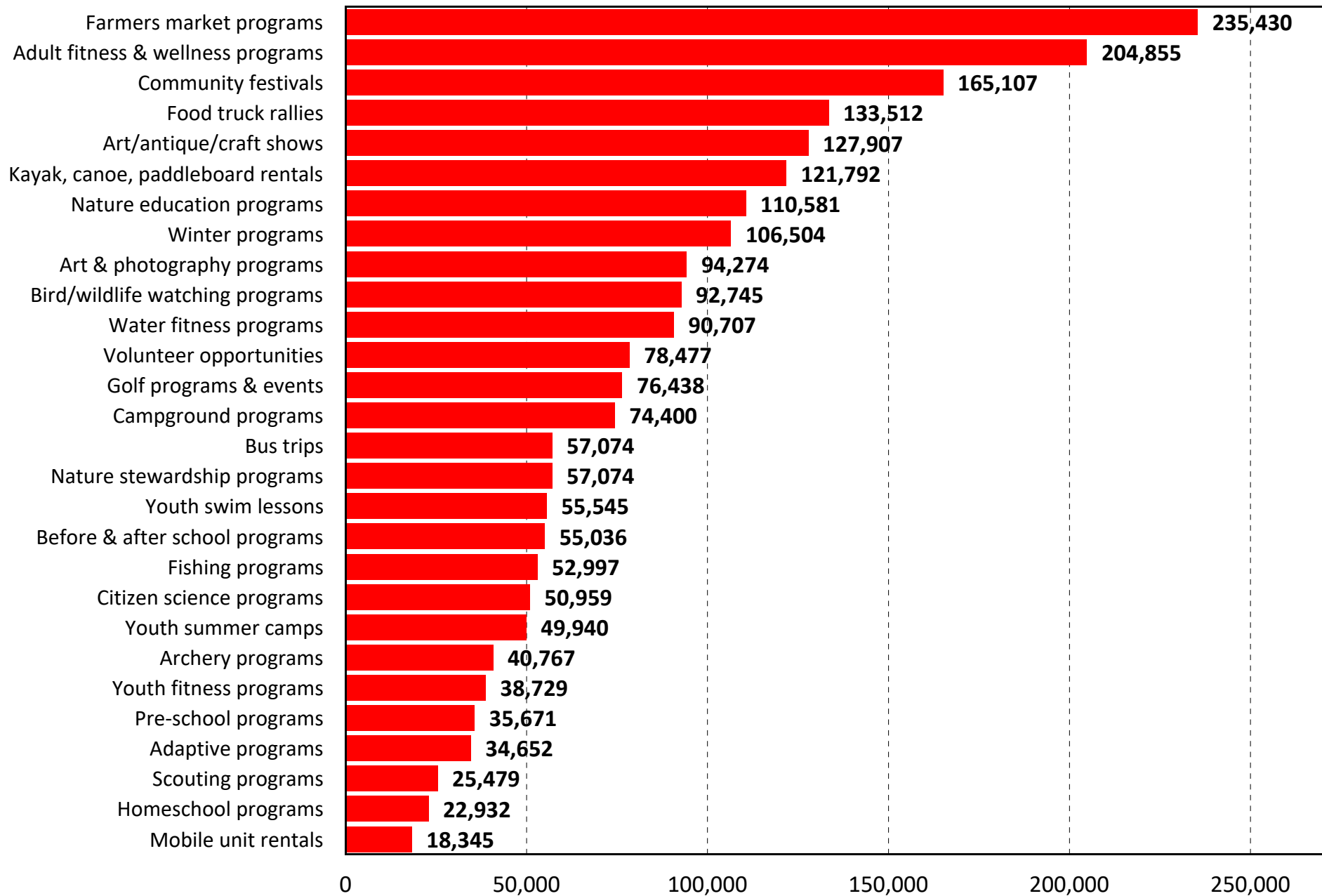
Q7. Respondents With Need for Recreation Programs

by percentage of respondents



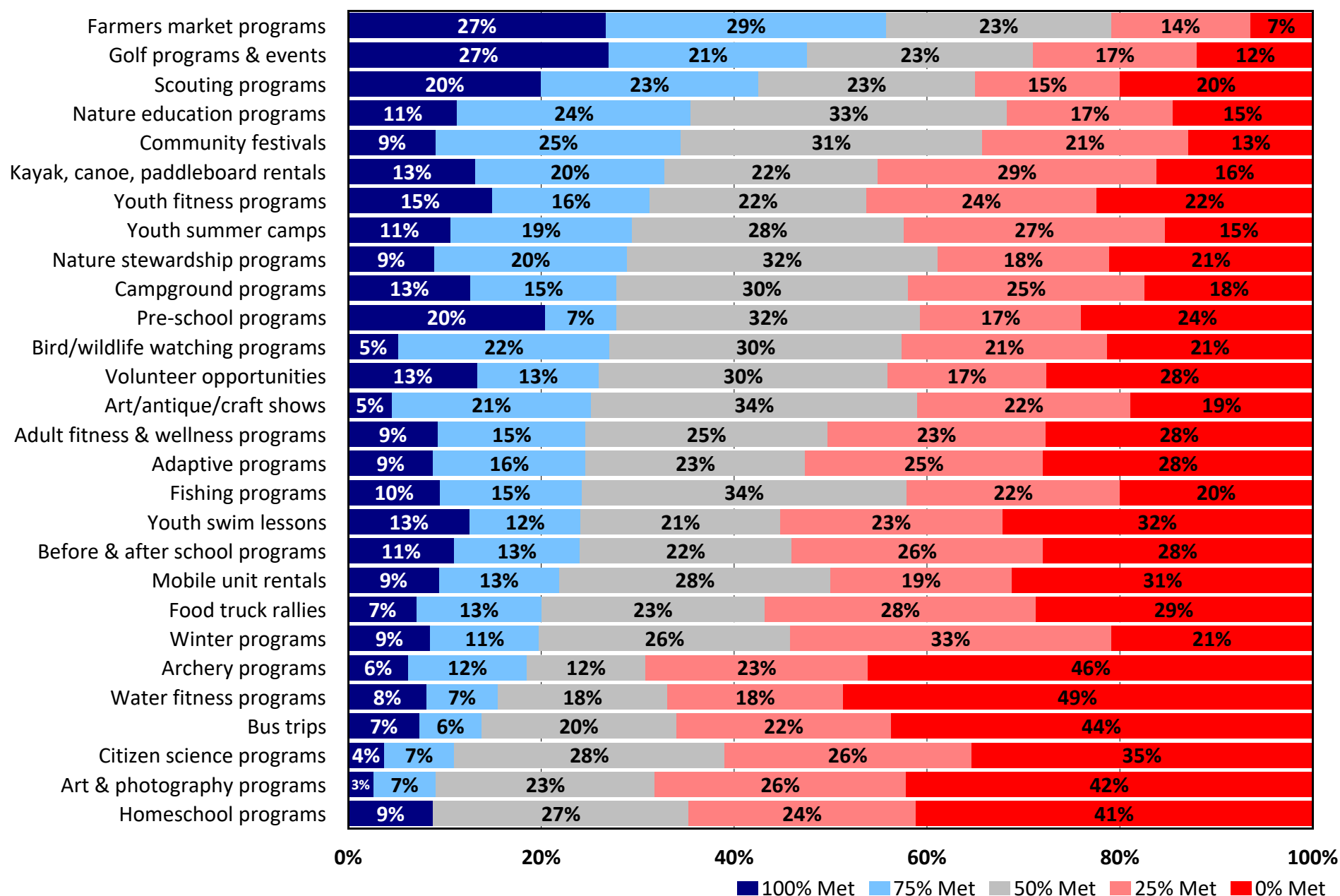
Q7b. Estimated Number of Households With Need for Programs

by number of households based on an estimated 509,589 households in Oakland County



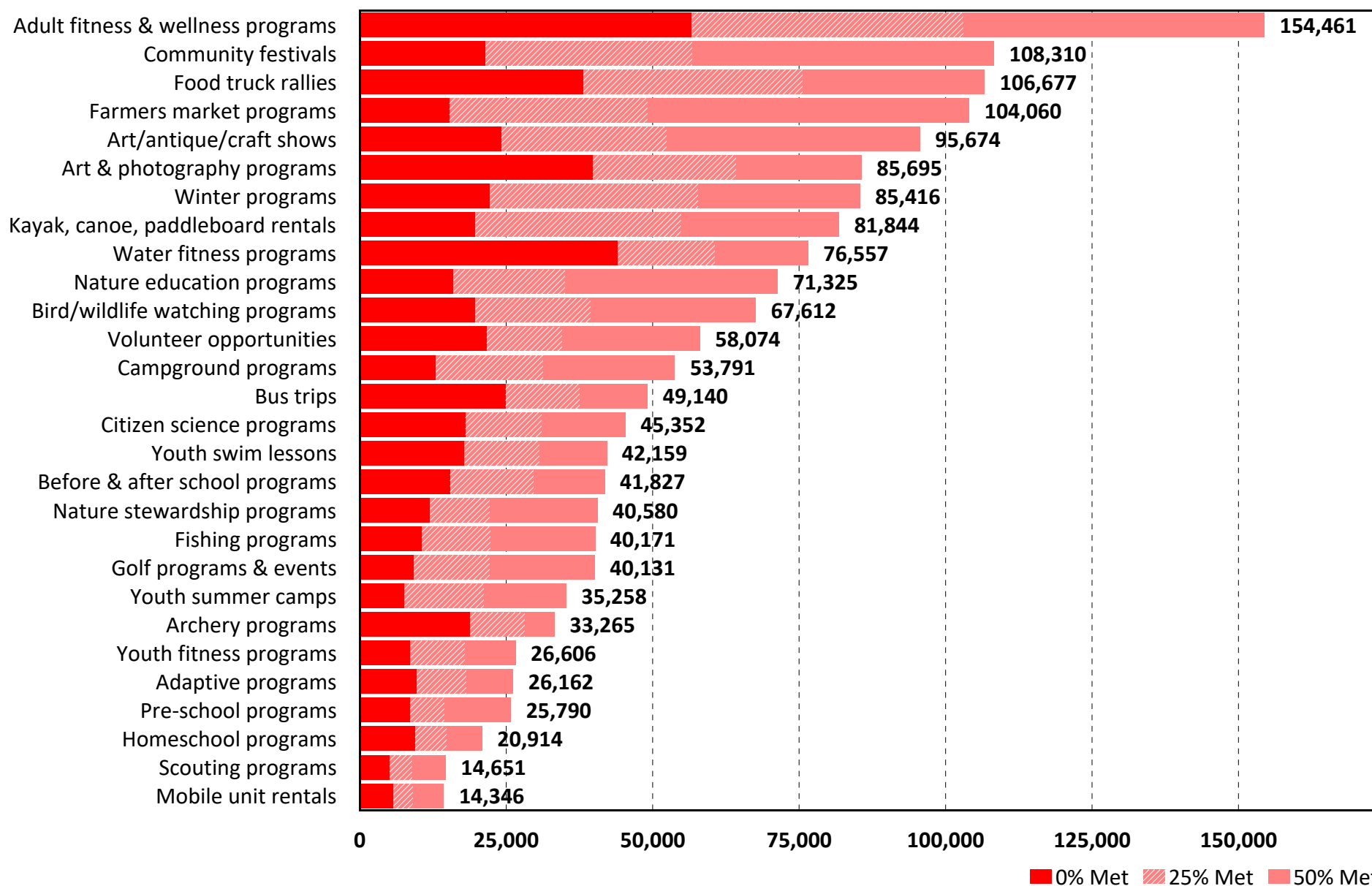
Q7c. How Well Households' Need For Programs Are Being Met

by percentage of respondents who indicated their household had a need for the program



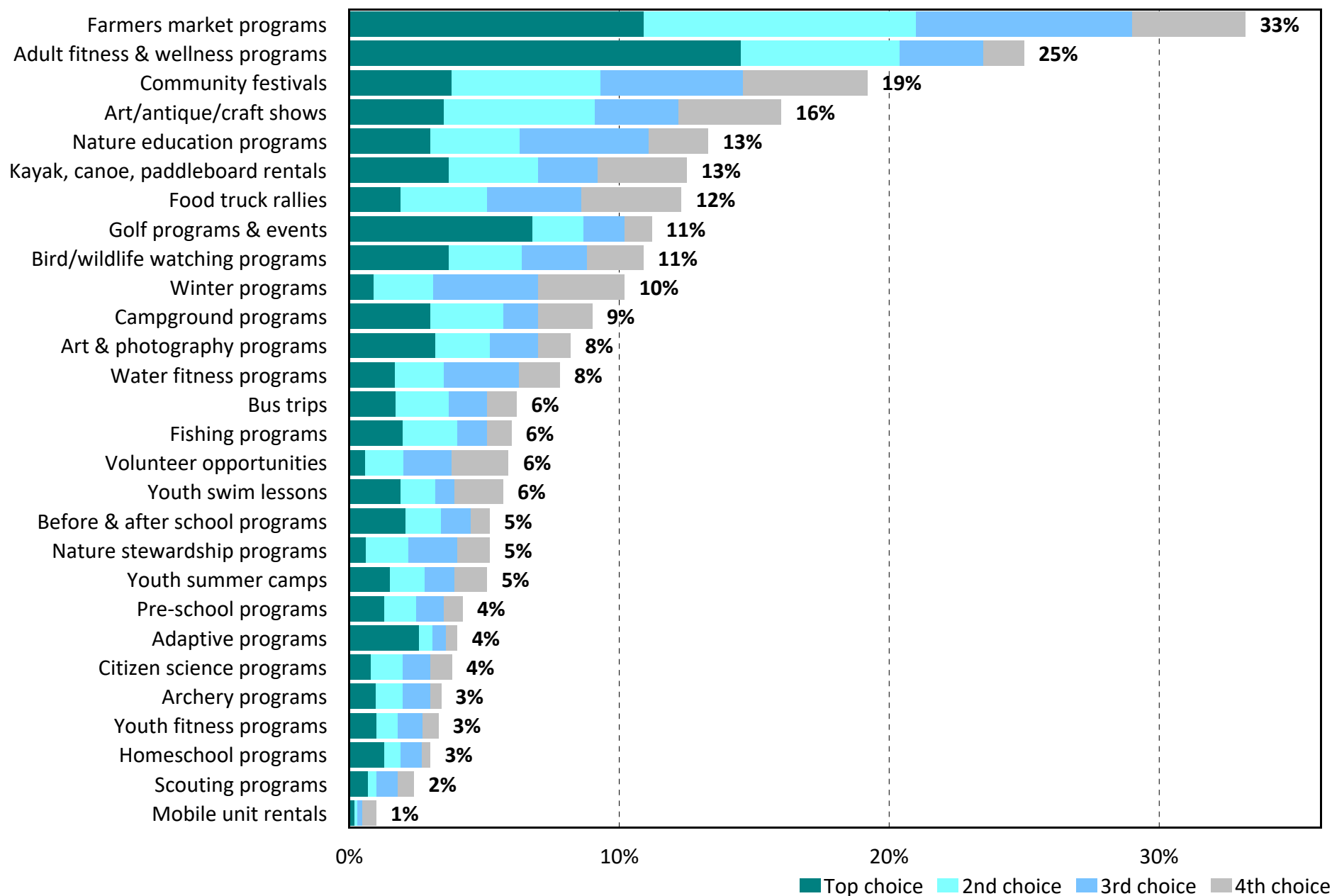
Q7d. Estimated Number of Households Whose Needs for Programs are 50% Met or Less

by number of households with need based on an estimated 509,589 households in Oakland County



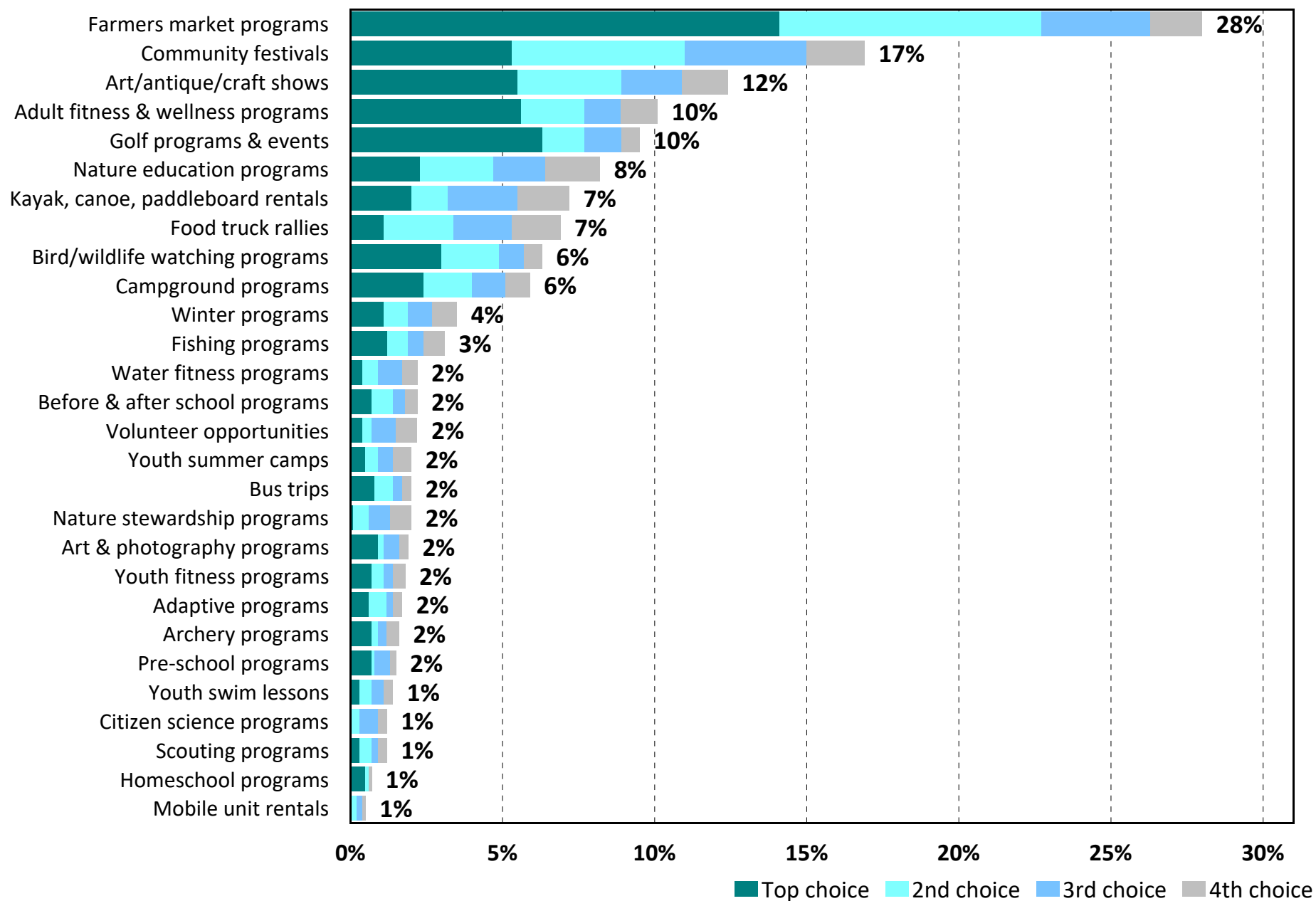
Q8. Recreation Programs That Are Most Important to Households

by percentage of respondents who selected the items as one of their top four choices



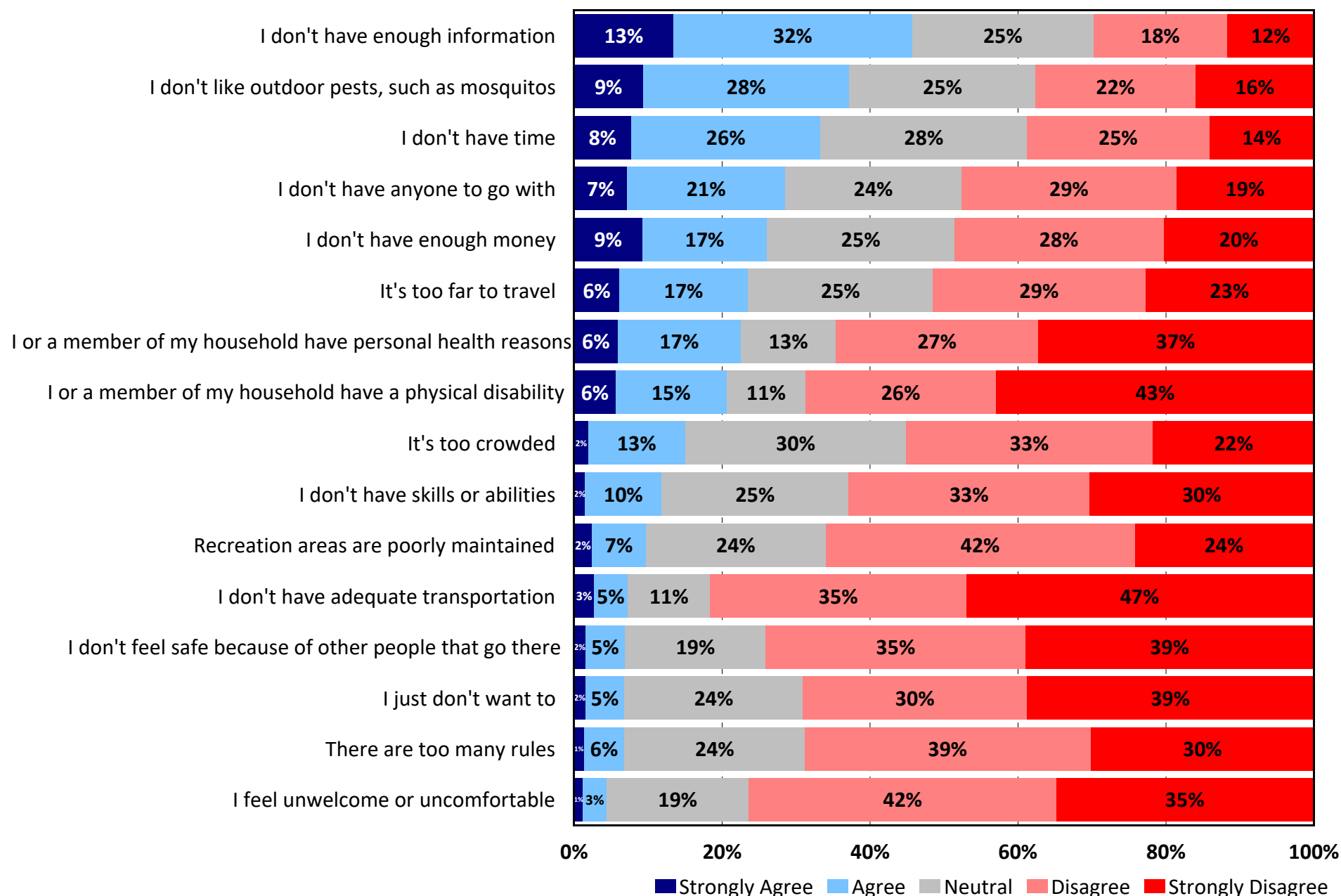
Q9. Recreation Programs Households Participate in Most

by percentage of respondents who selected the items as one of their top four choices



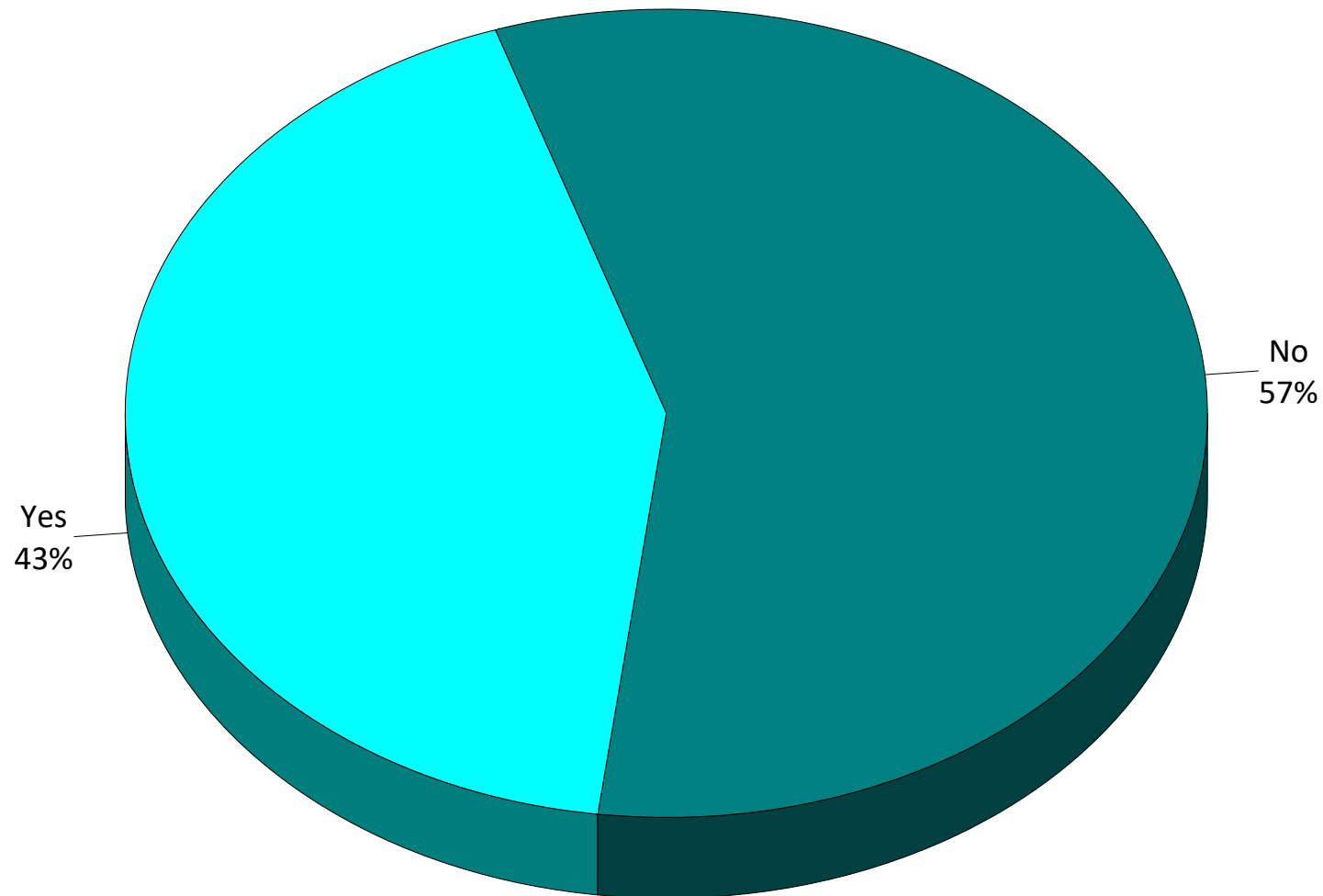
Q10. Level of Agreement with Barriers to Outdoor Recreation Usage

by percentage of respondents (excluding “don’t know”)



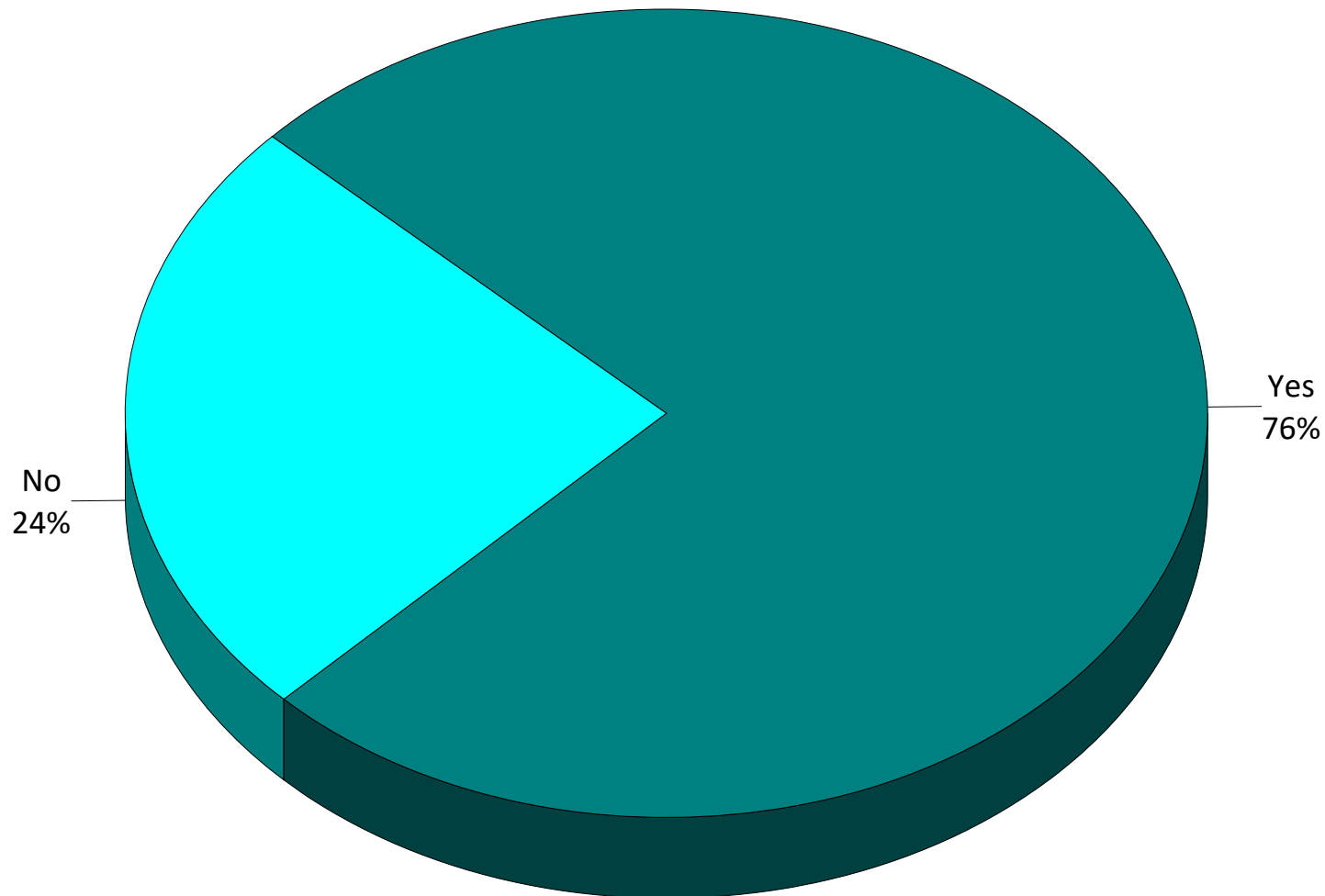
Q11. Do you feel that there are sufficient parks and green space areas within a 10-minute walk of your residence?

by percentage of respondents (excluding “not provided”)



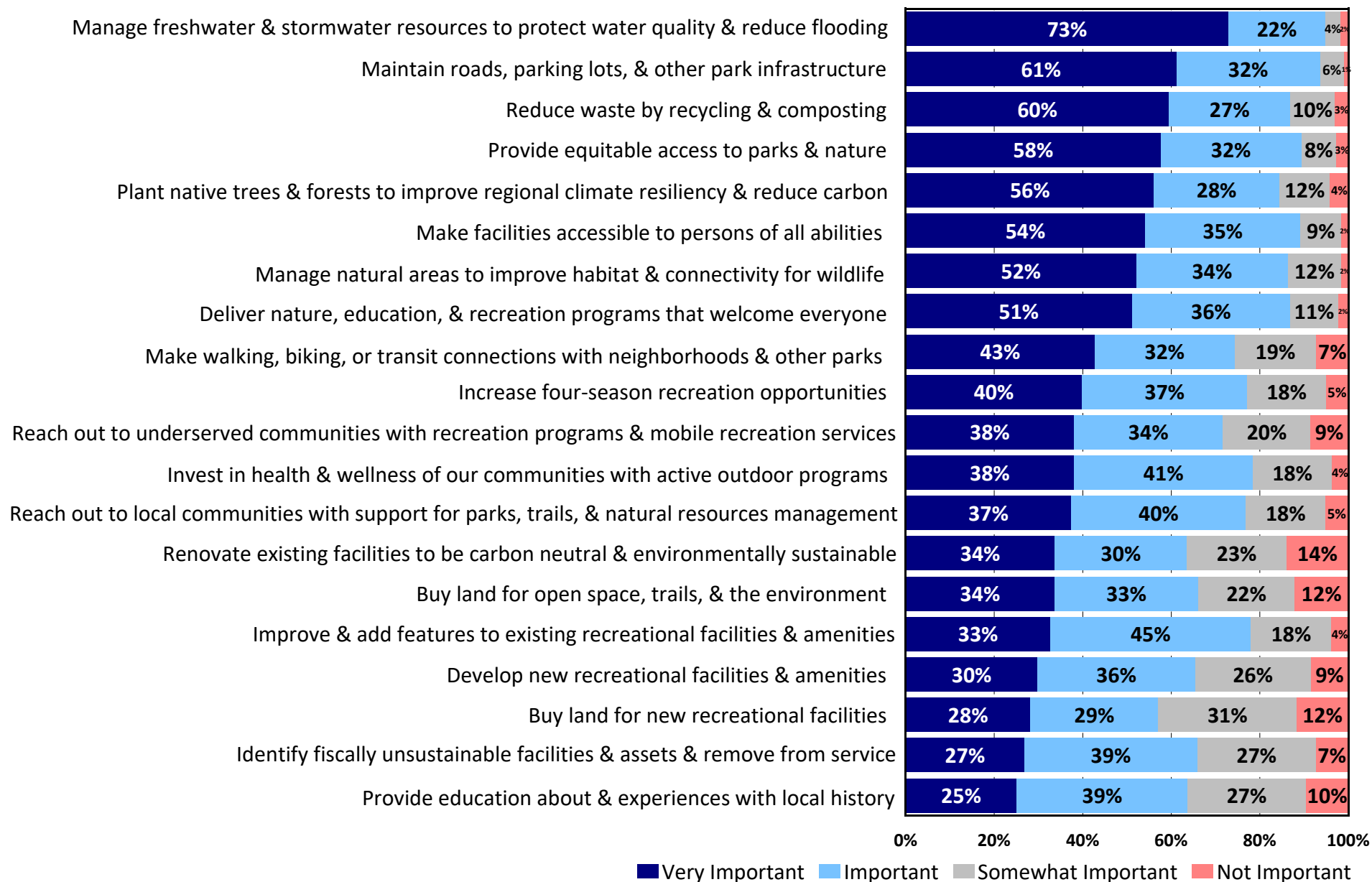
Q12. Do you feel that there are sufficient parks and green space areas with a 15-minute drive of your residence?

by percentage of respondents (excluding “not provided”)



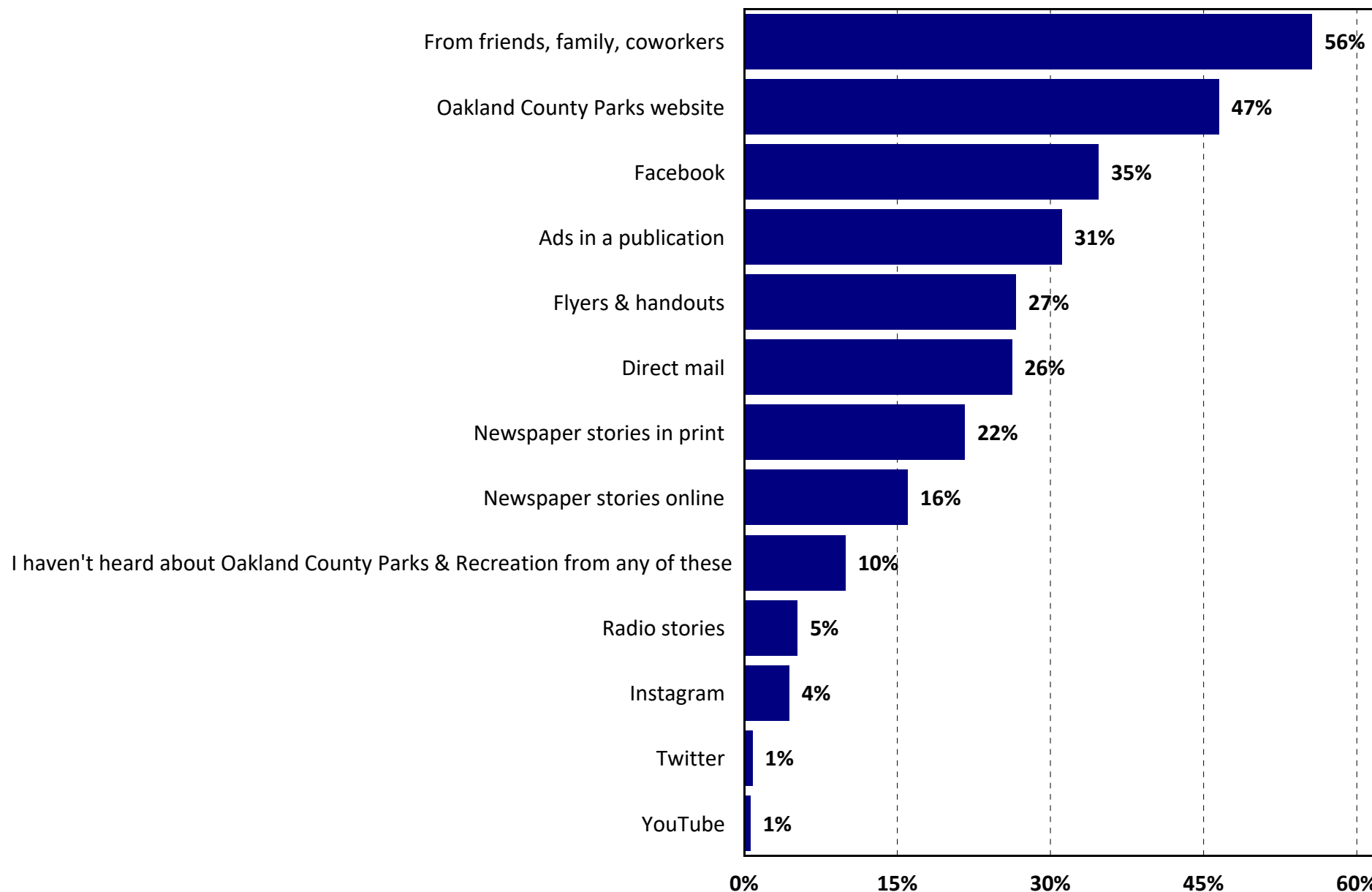
Q13. How important do you feel each of the following actions are to the future of Oakland County Parks and Recreation?

by percentage of respondents (excluding “not provided”)



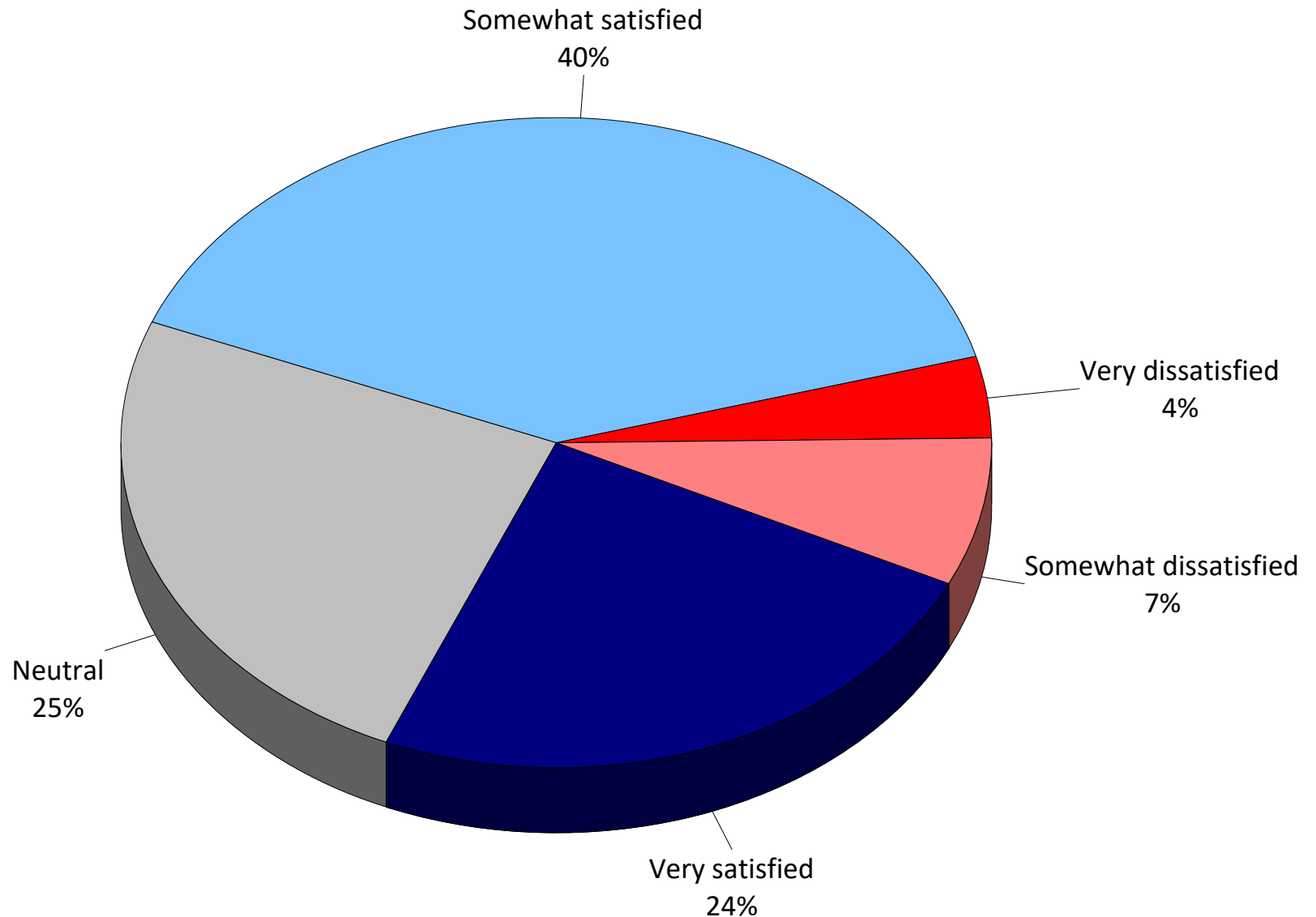
Q14. In the past, what are ALL the ways you have heard about Oakland County Parks and Recreation?

by percentage of respondents (multiple selections could be made)



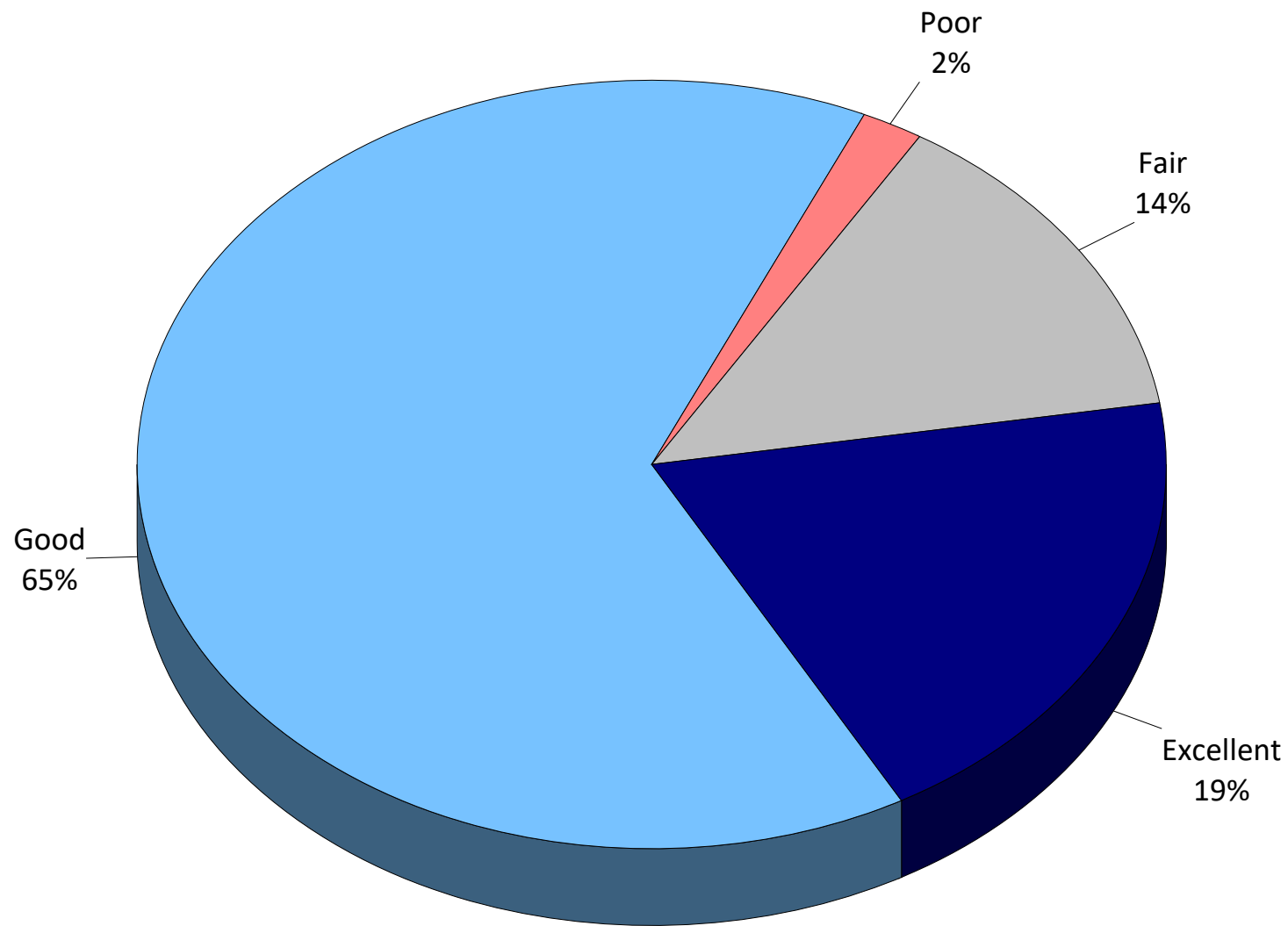
Q15. Level of Satisfaction with Overall Value Households Recieve from Parks and Recreation Commission

by percentage of respondents (excluding "don't know")



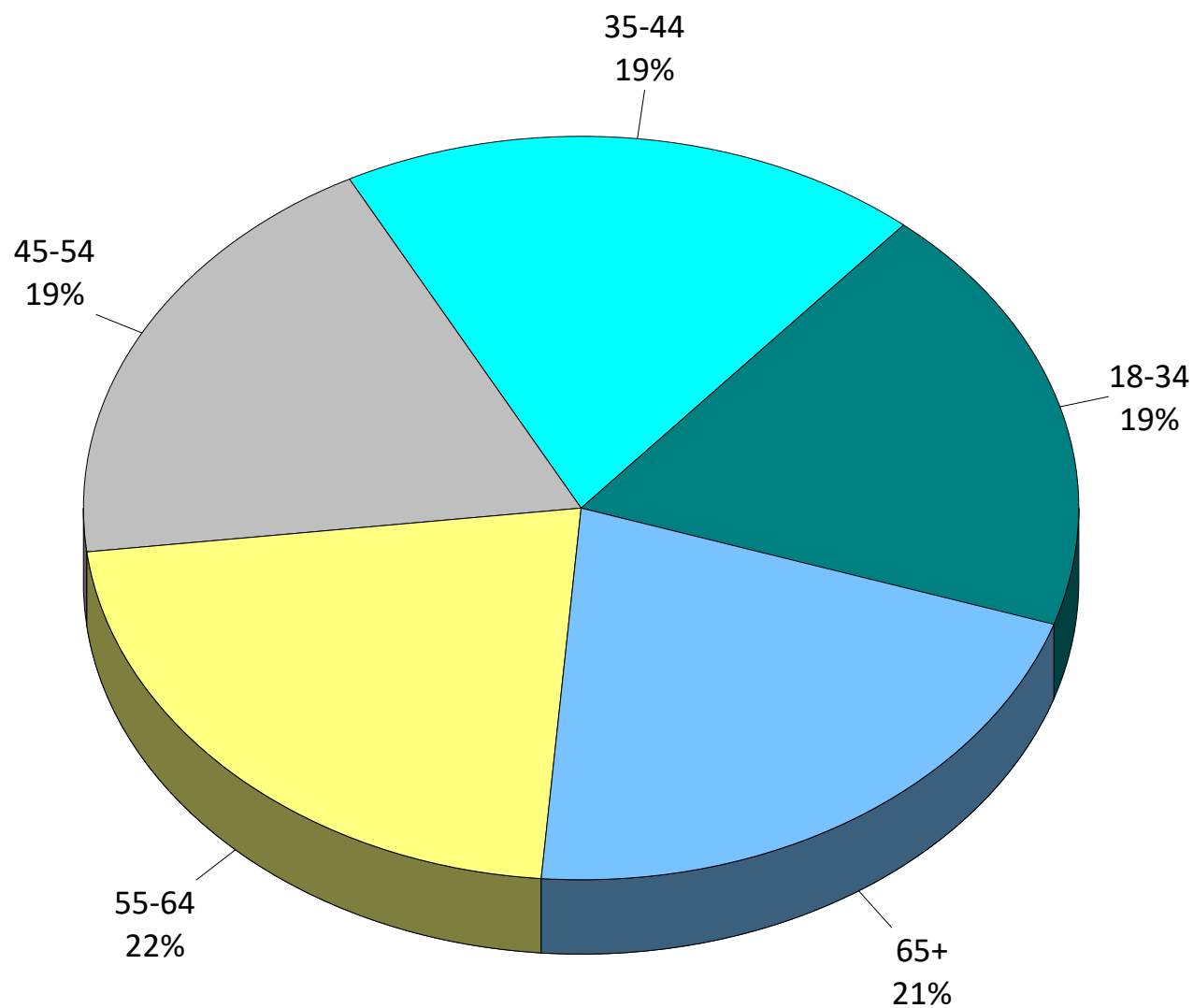
Q16. Overall, how would you rate the physical condition of ALL the Oakland County Parks and Recreation parks and facilities that you have visited?

by percentage of respondents (excluding "don't know")



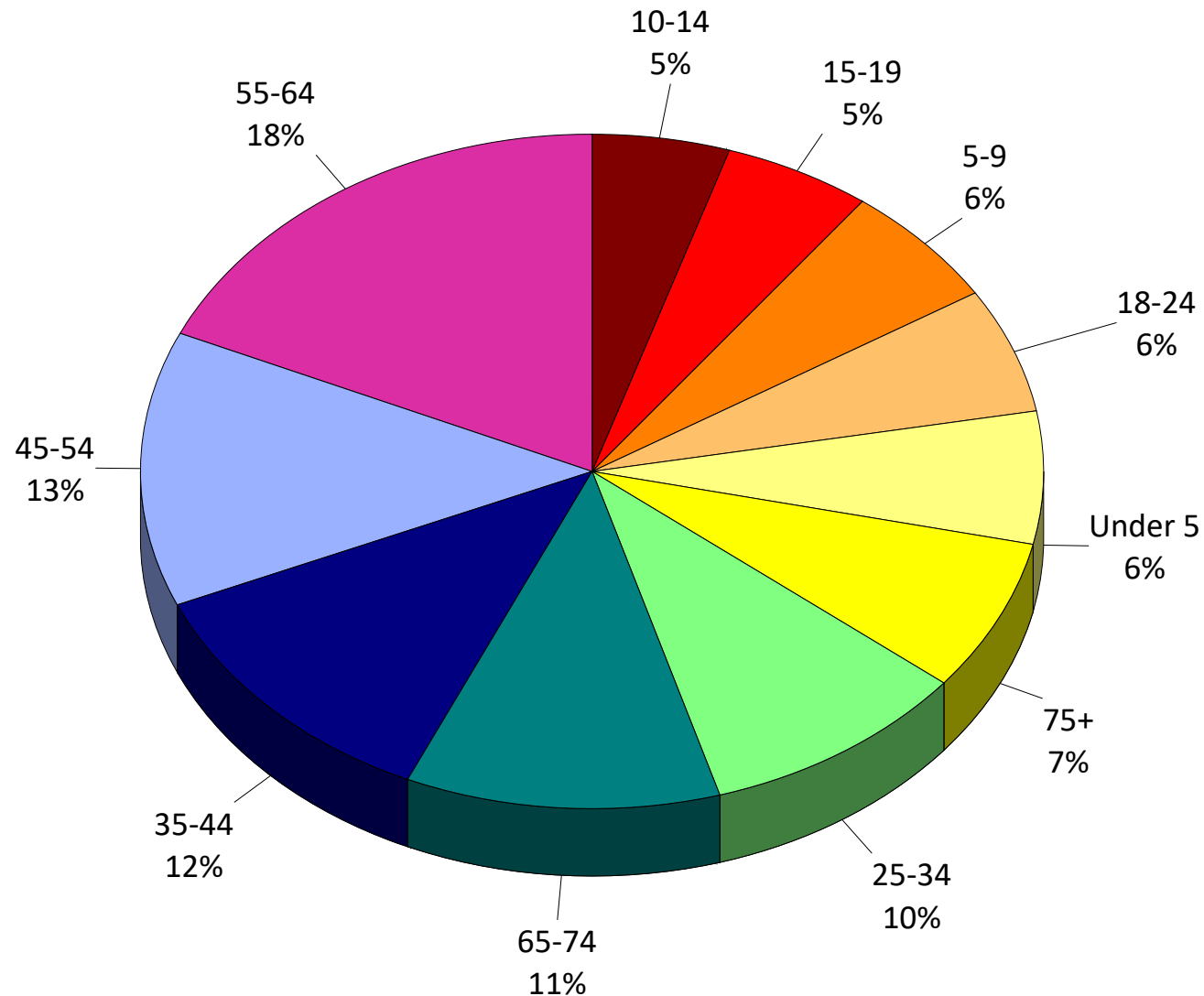
Q17. Respondent Age

by percentage of respondents (excluding “not provided”)



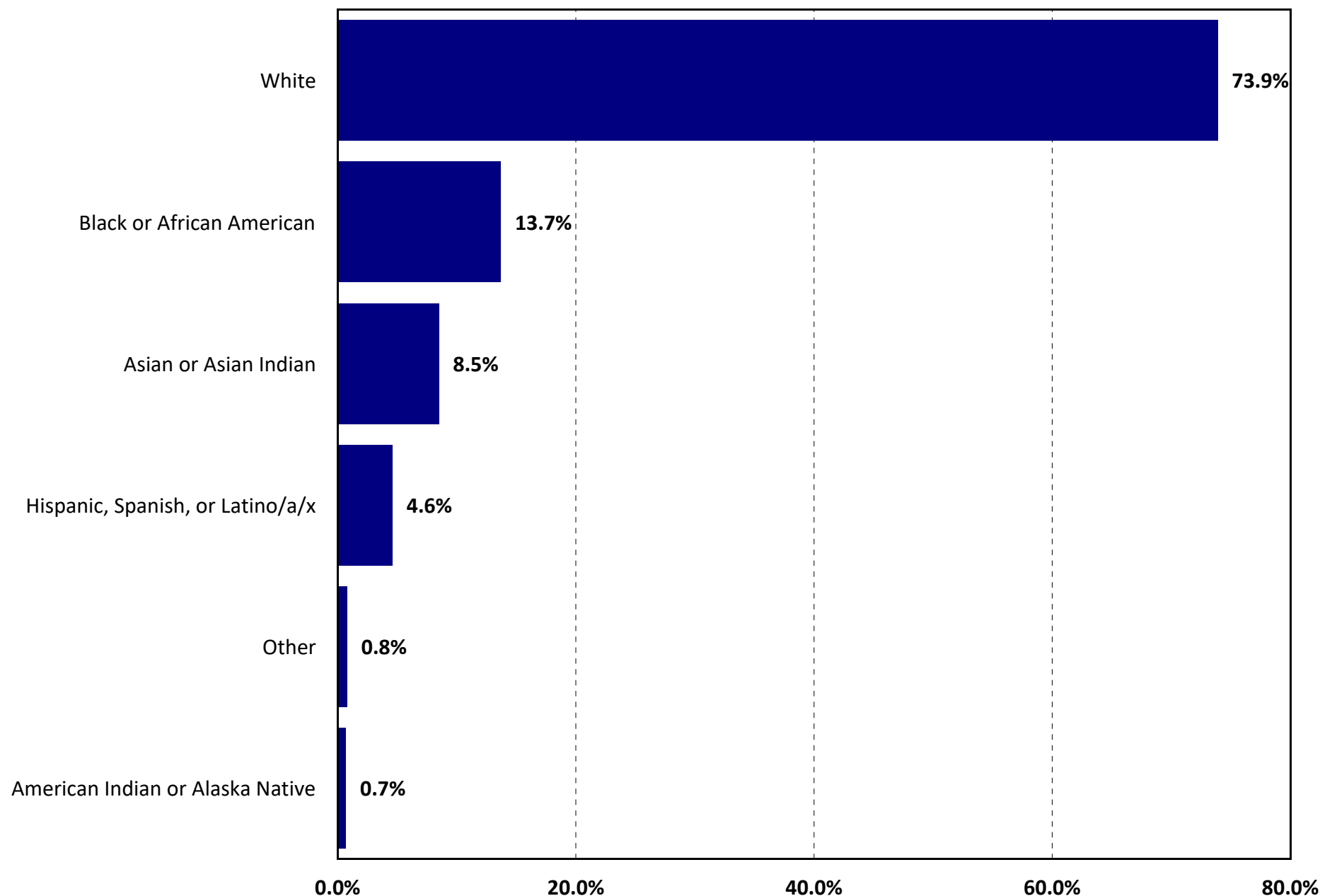
Q18. Counting yourself, how many people in your household are in the following age groups?

by percentage of persons in household



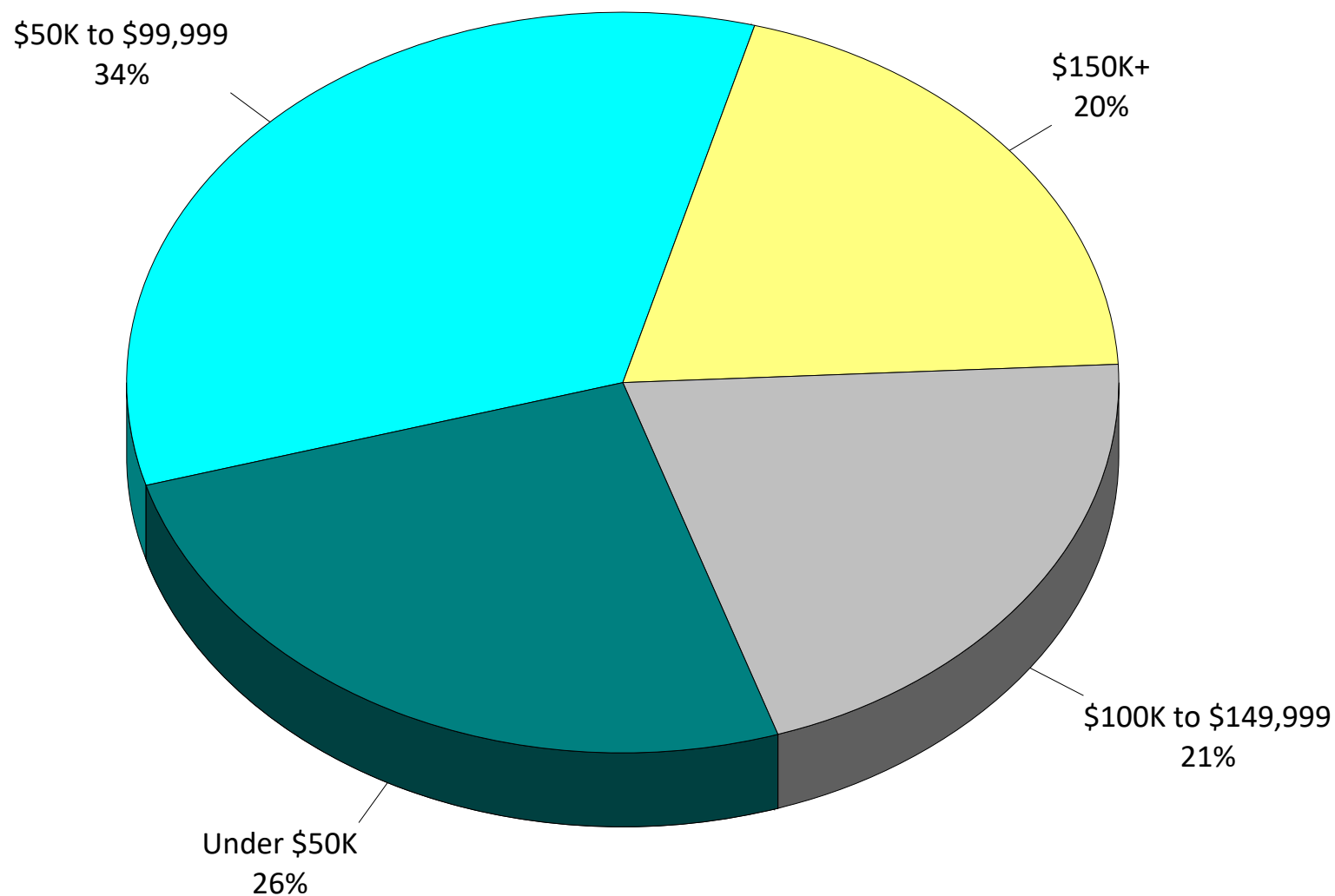
Q19. Which of the following best describes your race or ethnicity?

by percentage of respondents (multiple selections could be made)



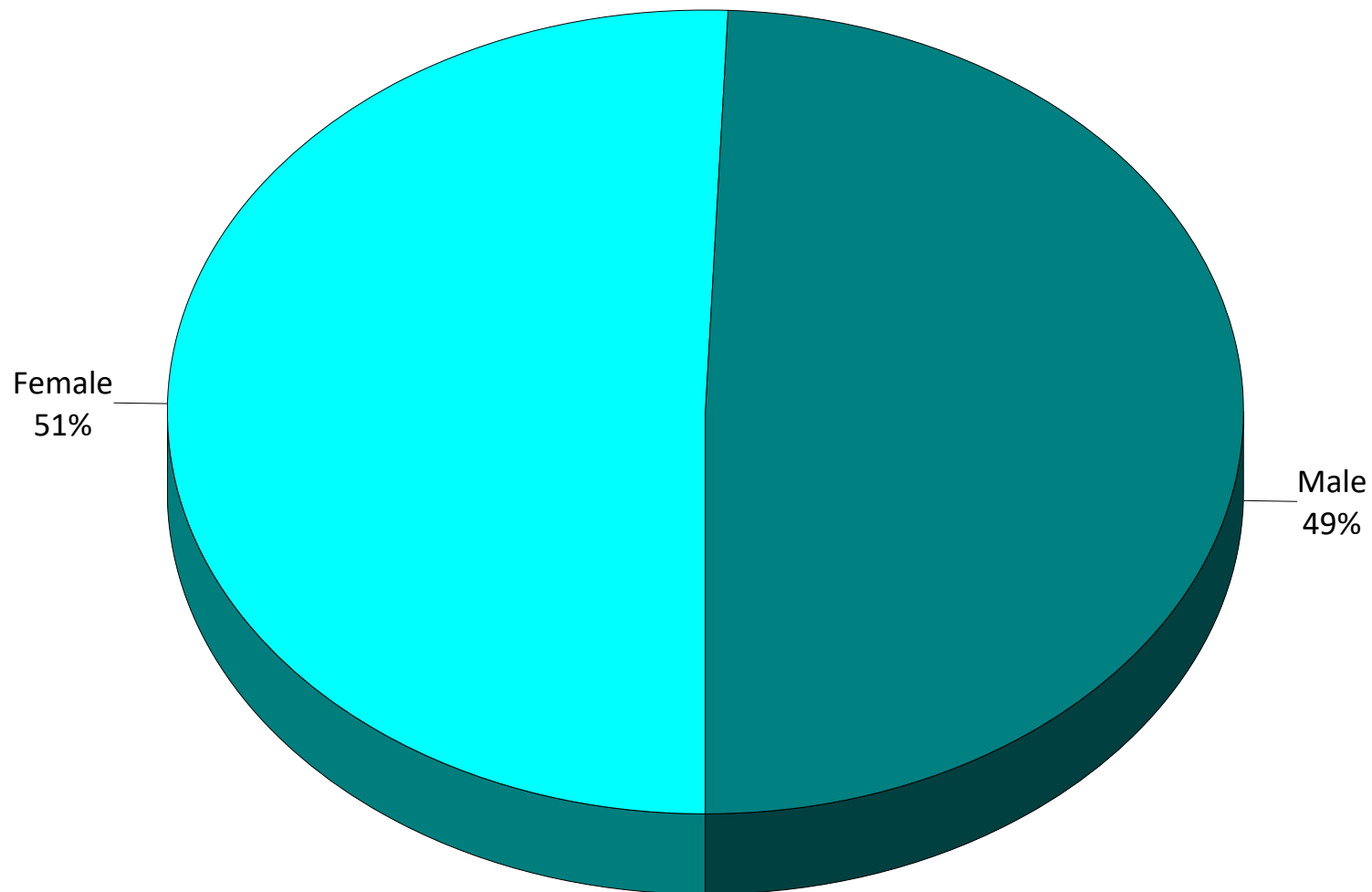
Q20. What is your household income?

by percentage of respondents (excluding “not provided”)



Q21. Your gender:

by percentage of respondents (excluding “not provided”)





3 **Priority Investment Ratings**

Priority Investment Rating

Oakland County, Michigan

The **Priority Investment Rating (PIR)** was developed by ETC Institute to provide governments with an objective tool for evaluating the priority that should be placed on parks and recreation investments. The Priority Investment Rating was developed by ETC Institute to identify the facilities and programs residents think should receive the highest priority for investment. The priority investment rating reflects the importance residents place on items (sum of top 4 choices) and the unmet needs (needs that are not met or only partly met) for each facility/program relative to the facility/program that rated the highest overall. Since decisions related to future investments should consider both the level of unmet need and the importance of facilities and programs, the PIR weights each of these components equally.

The PIR reflects the sum of the Unmet Needs Rating and the Importance Rating as shown in the equation below:

$$\text{PIR} = \text{UNR} + \text{IR}$$

For example, if the Unmet Needs Rating for Community Gardens were 98.9 (out of 100) and the Importance Rating for Community Gardens were 21.6 (out of 100), the Priority Investment Rating for the Farmer's Market would be 120.5 (out of 200).

How to Analyze the Charts:

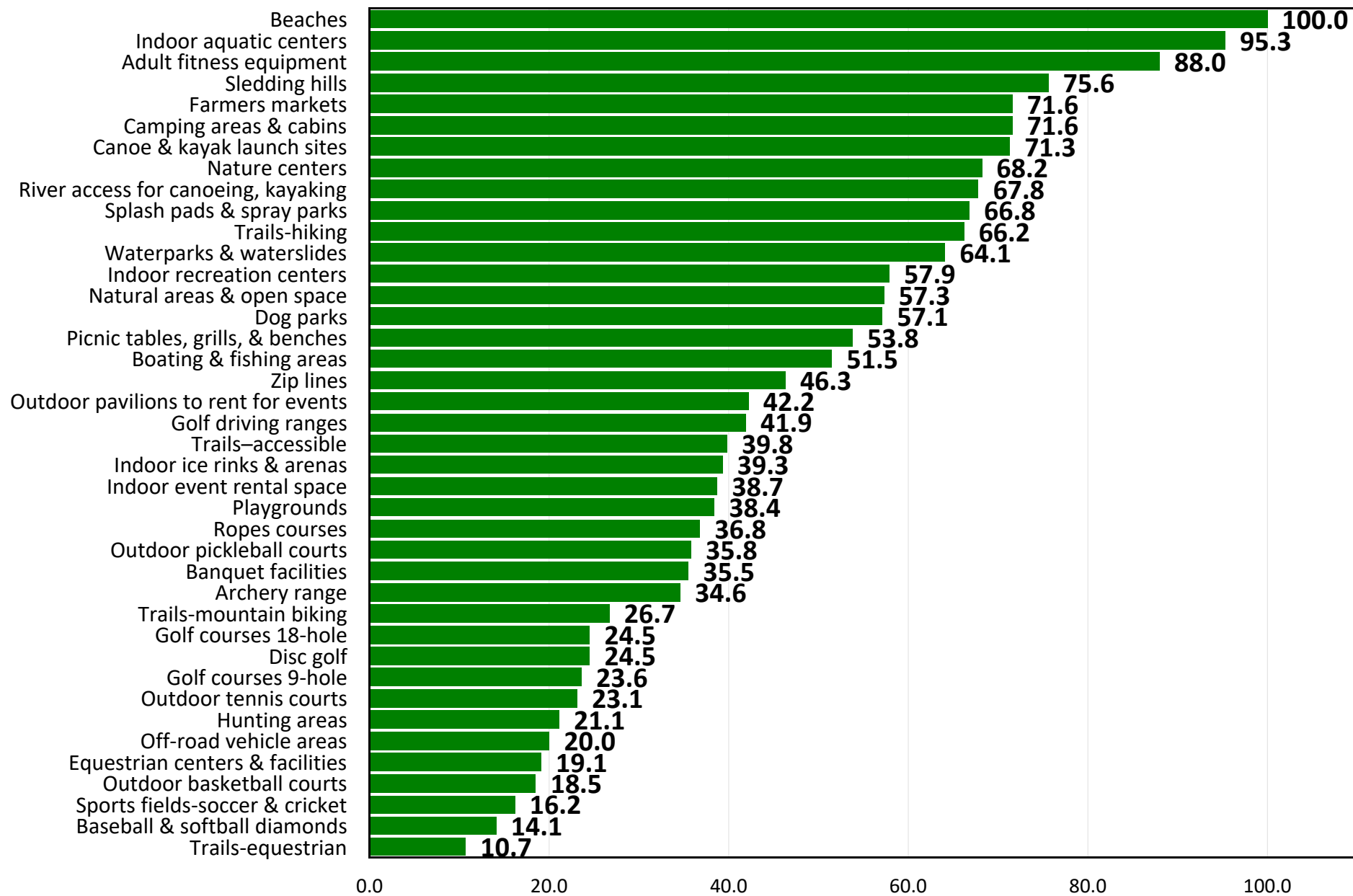
- **High Priority Areas** are those with a PIR of at least 100. A rating of 100 or above generally indicates there is a relatively high level of unmet need and residents generally think it is important to fund improvements in these areas. Improvements in this area are likely to have a positive impact on the greatest number of households.
- **Medium Priority Areas** are those with a PIR of 50-99. A rating in this range generally indicates there is a medium to high level of unmet need or a significant percentage of residents generally think it is important to fund improvements in these areas.
- **Low Priority Areas** are those with a PIR below 50. A rating in this range generally indicates there is a relatively low level of unmet need and residents do not think it is important to fund improvements in these areas. Improvements may be warranted if the needs of very specialized populations are being targeted.

The following pages show the Unmet Needs Rating, Importance Rating, and Priority Investment Rating for facilities and programs.

Unmet Needs Rating for Facilities

the rating for the item with the most unmet need=100

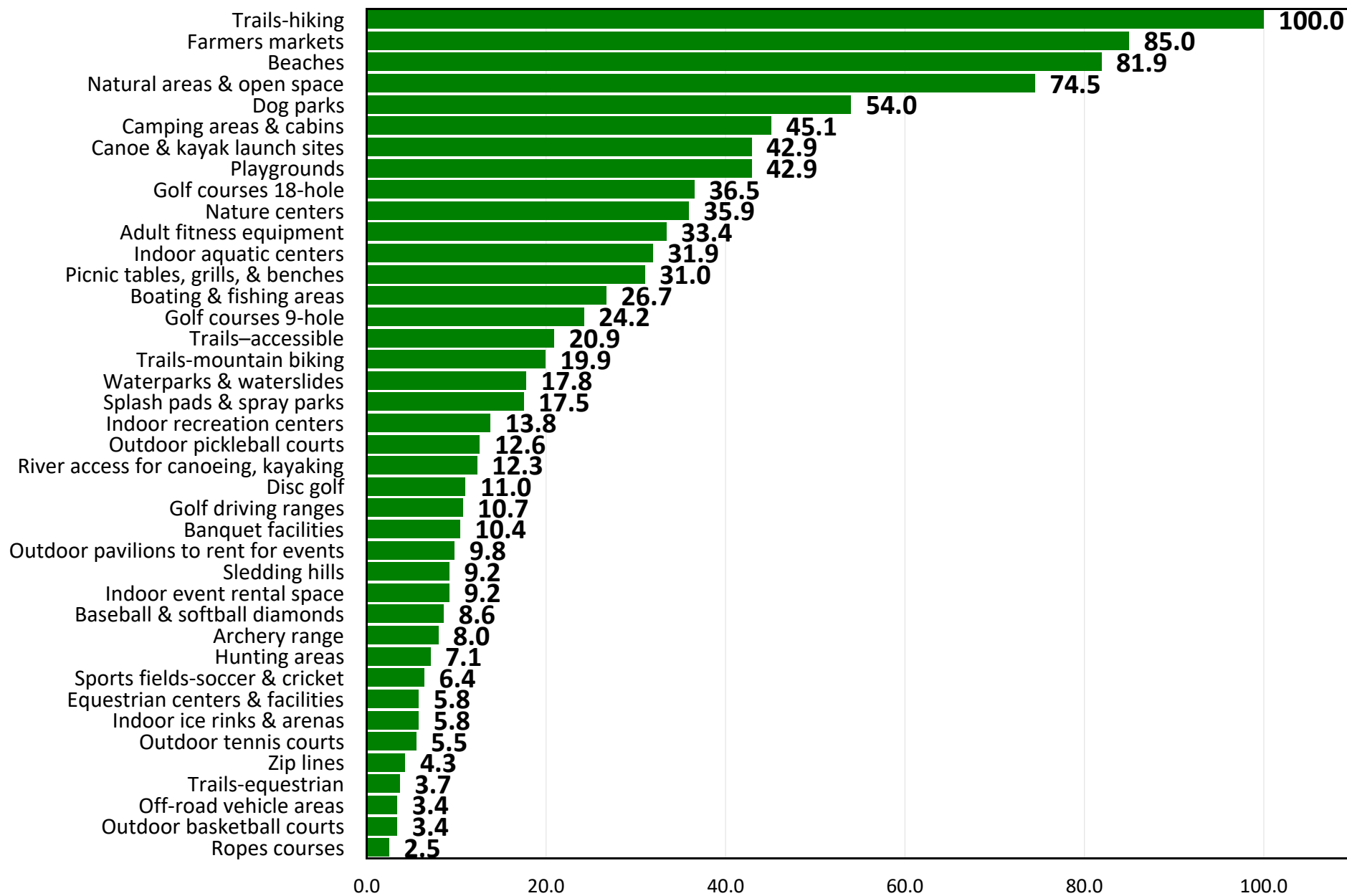
the rating of all other items reflects the relative amount of unmet need for each item compared to the item with the most unmet need



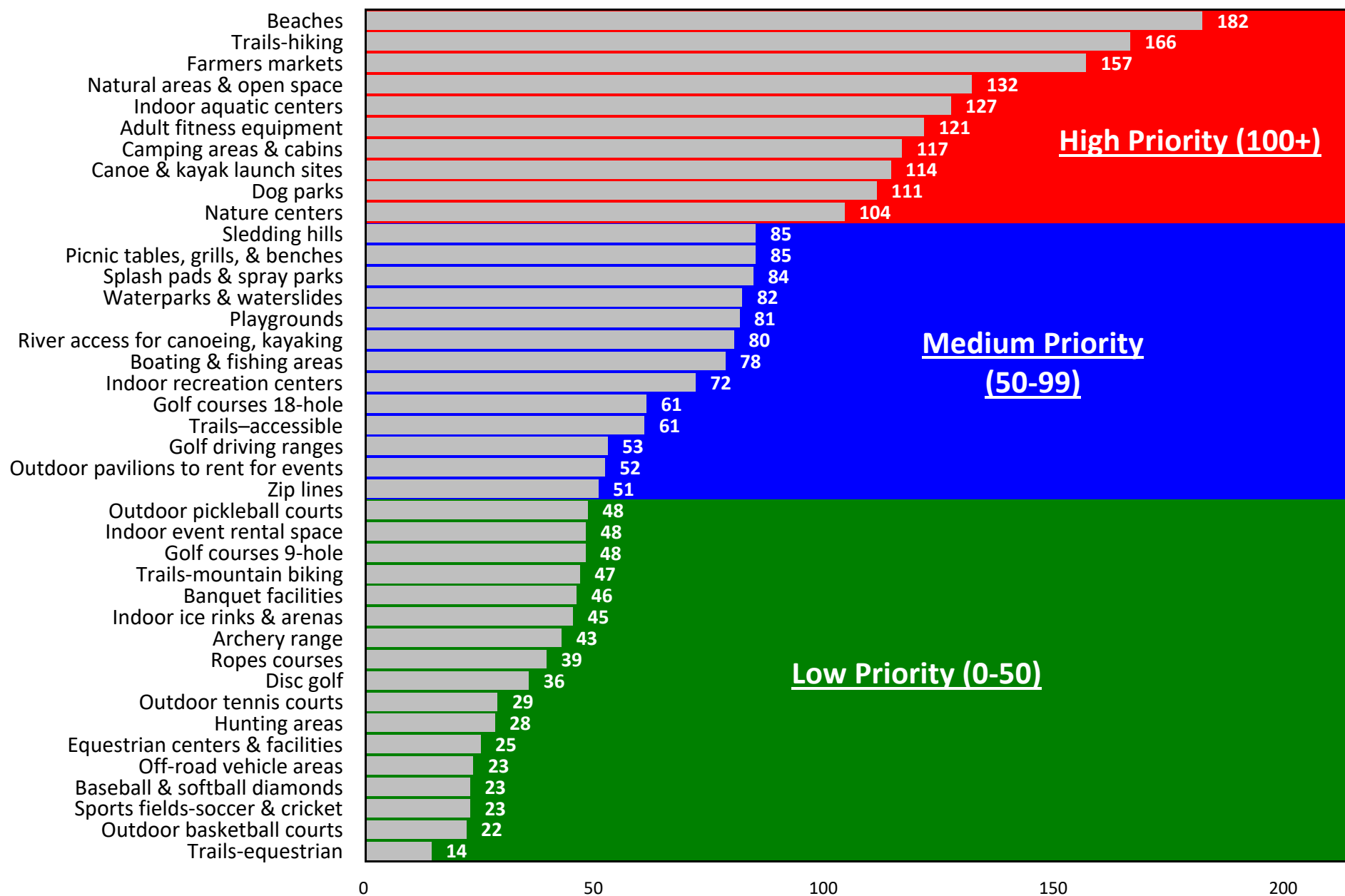
Importance Rating for Facilities

the rating for the item rated as the most important=100

the rating of all other items reflects the relative level of importance for each item compared to the item rated as the most important



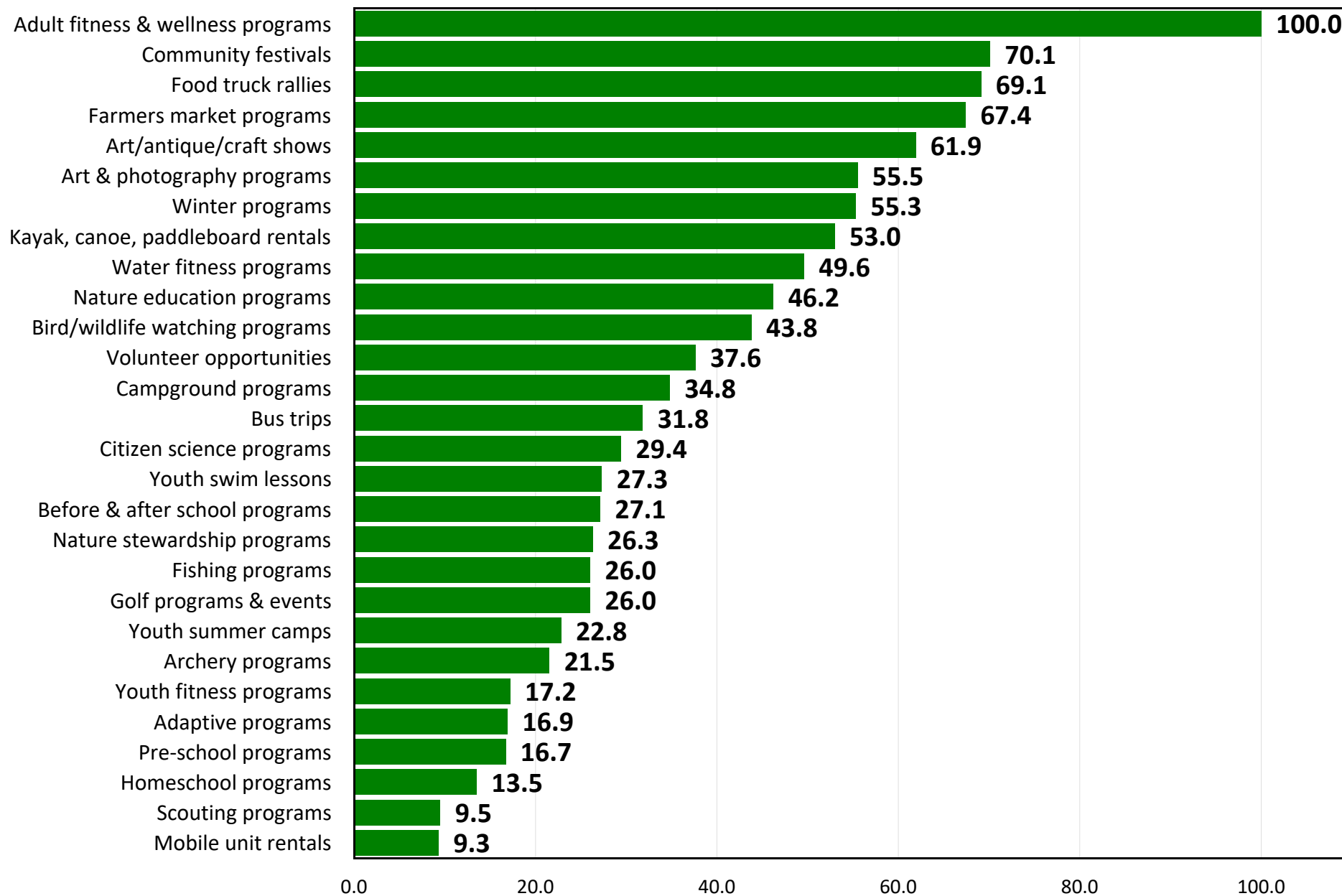
Top Priorities for Investment for Facilities Based on the Priority Investment Rating



Unmet Needs Rating for Programs

the rating for the item with the most unmet need=100

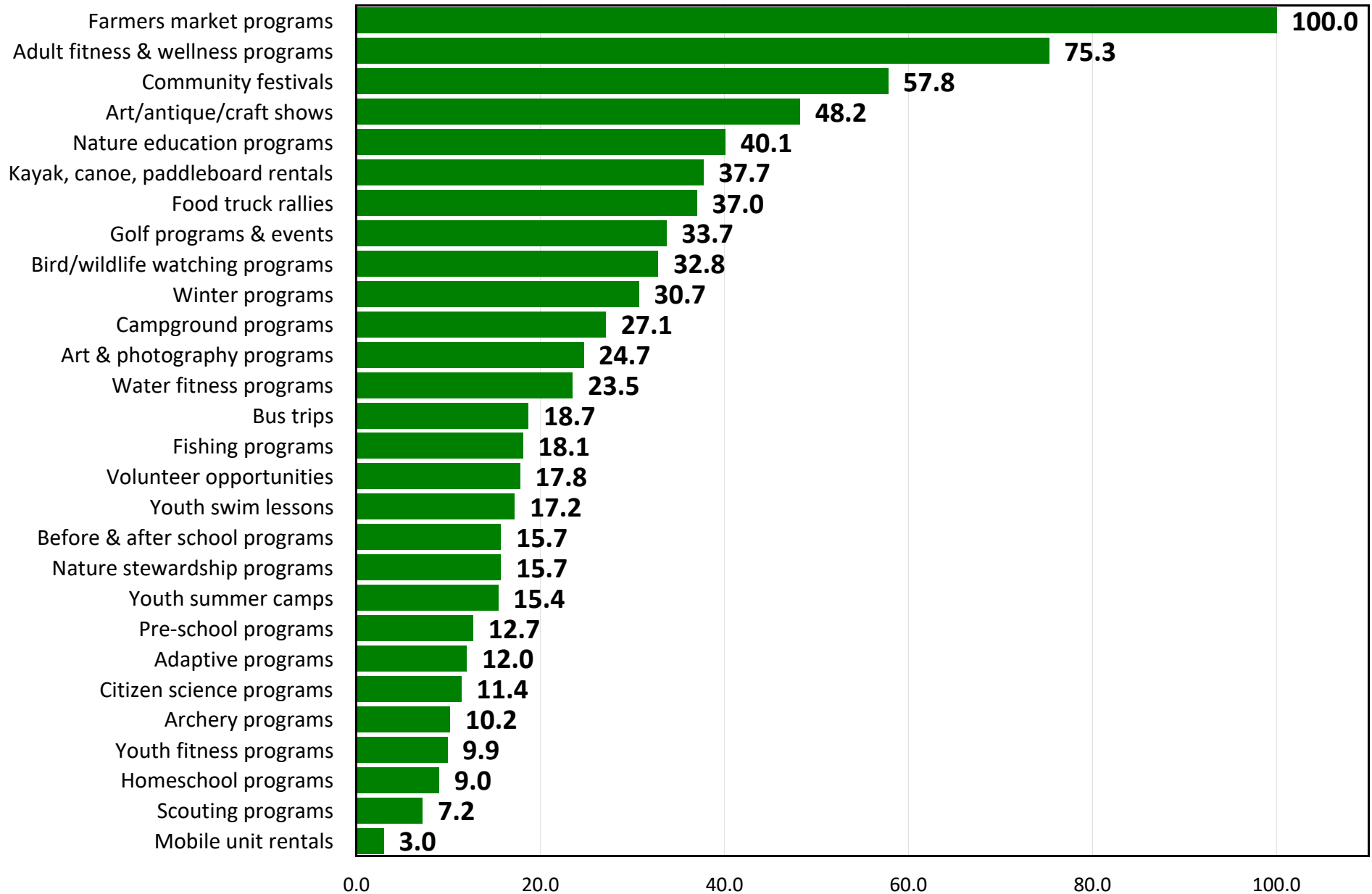
the rating of all other items reflects the relative amount of unmet need for each item compared to the item with the most unmet need



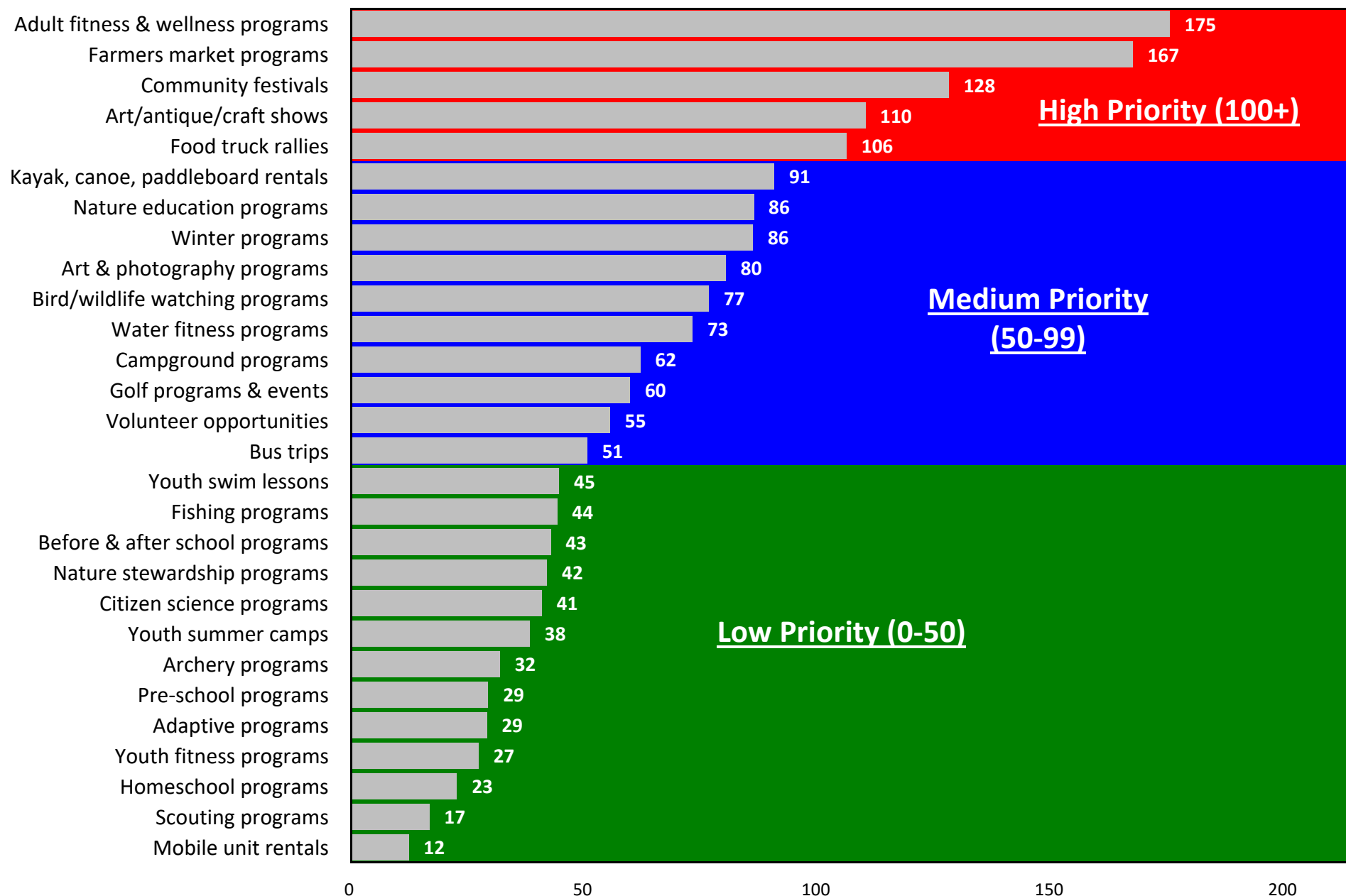
Importance Rating for Programs

the rating for the item rated as the most important=100

the rating of all other items reflects the relative level of importance for each item compared to the item rated as the most important



Top Priorities for Investment for Programs Based on the Priority Investment Rating





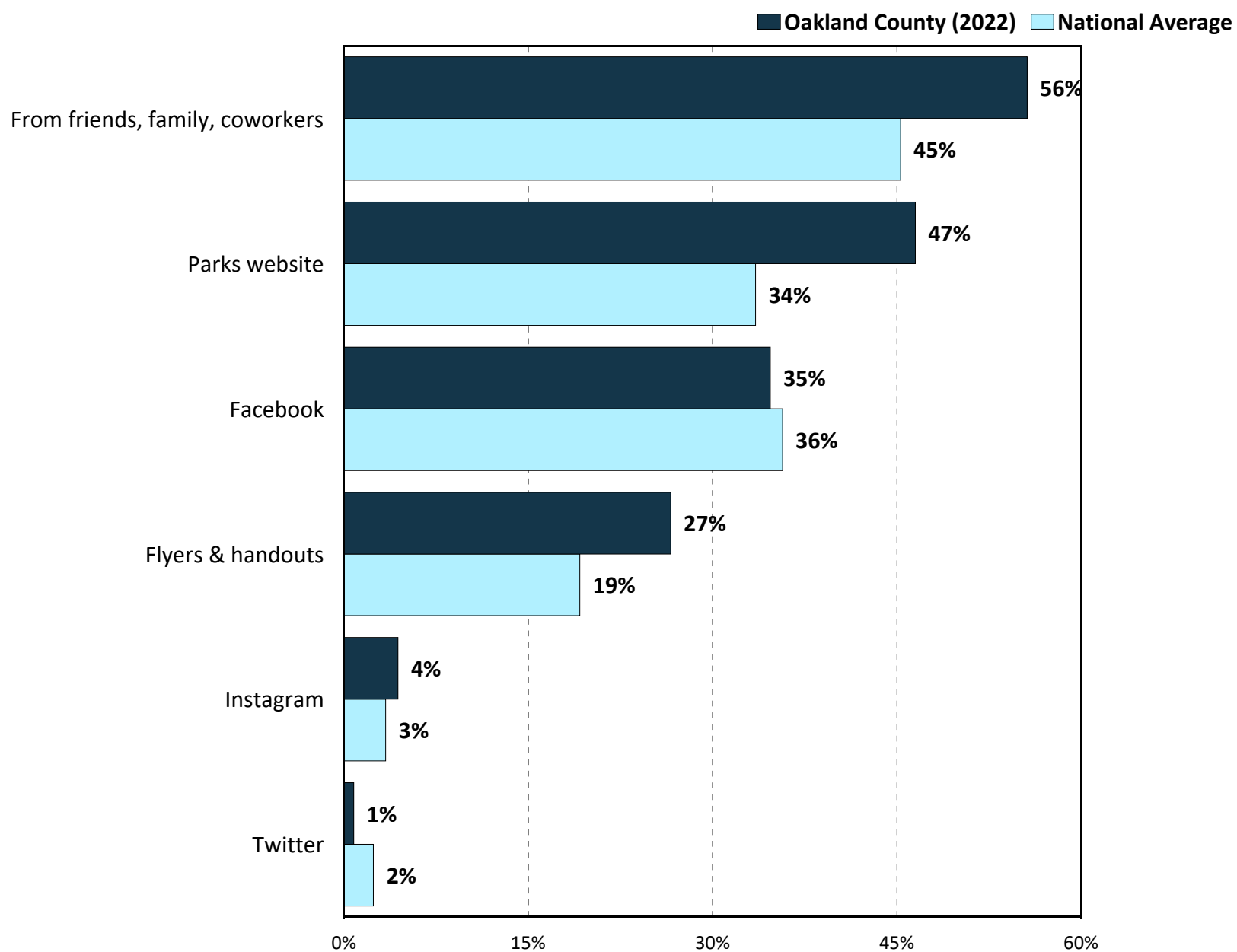
Benchmarks

National Benchmarks

Note: The benchmarking data contained in this report is protected intellectual property. Any reproduction of the benchmarking information in this report by persons or organizations not directly affiliated with Oakland County Parks is not authorized without written consent from ETC Institute.

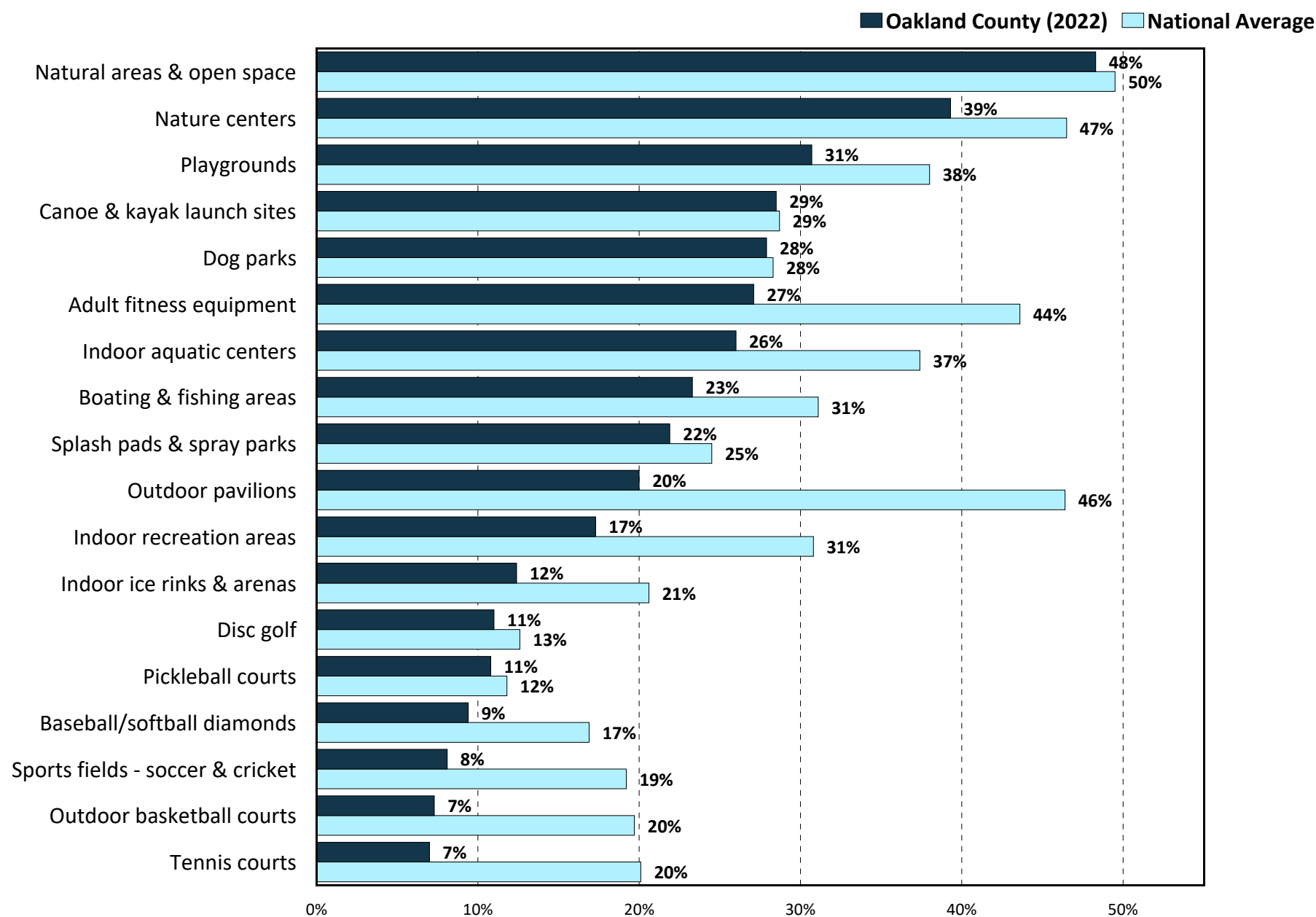
Ways households learn about Parks and Recreation

by percentage of respondents



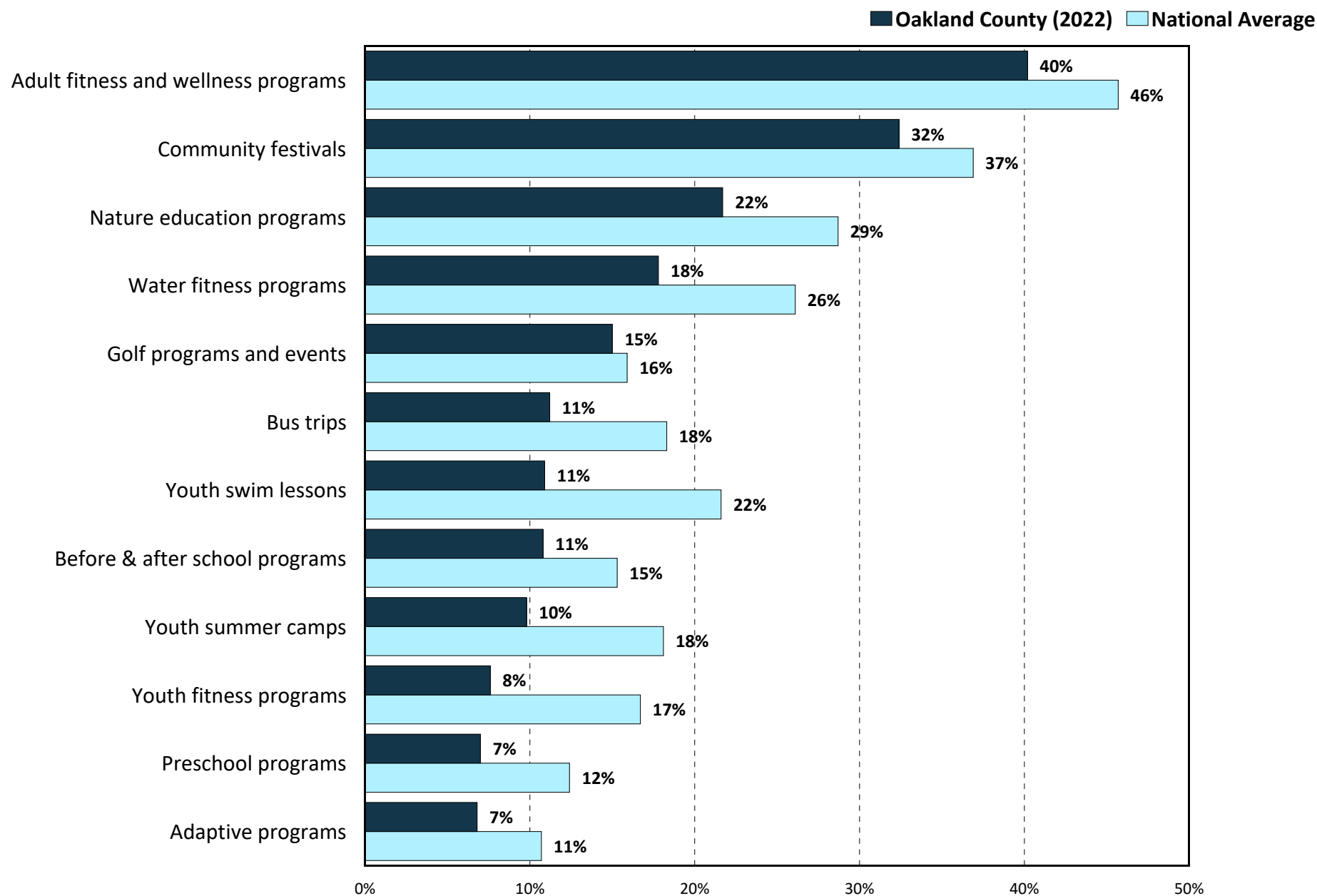
Respondents with Need for Parks and Recreation Facilities

by percentage of respondents



Respondents with Need for Recreation Programs

by percentage of respondents





Tabular Data

Q1. From the following list, please check ALL the Oakland County parks you or members of your household have visited over the past 12 months.

Q1. All the Oakland County parks members of your household have visited over past 12 months	Number	Percent
Addison Oaks	209	19.9 %
Catalpa Oaks	113	10.8 %
Glen Oaks	75	7.2 %
Groveland Oaks	134	12.8 %
Highland Oaks	76	7.3 %
Holly Oaks	83	7.9 %
Independence Oaks	355	33.9 %
Lyon Oaks	107	10.2 %
Oakland County Farmers Market	397	37.9 %
Oakland County Parks event or programs at community location	209	19.9 %
Orion Oaks	149	14.2 %
Red Oaks	173	16.5 %
Rose Oaks	32	3.1 %
Springfield	113	10.8 %
Waterford Oaks	192	18.3 %
White Lake Oaks	99	9.4 %
Other	53	5.1 %
None. We do not use any Oakland County parks or facilities	170	16.2 %
Total	2739	

(WITHOUT "NONE")

Q1. From the following list, please check ALL the Oakland County parks you or members of your household have visited over the past 12 months. (without "none")

Q1. All the Oakland County parks members of your household have visited over past 12 months	Number	Percent
Addison Oaks	209	23.8 %
Catalpa Oaks	113	12.9 %
Glen Oaks	75	8.5 %
Groveland Oaks	134	15.3 %
Highland Oaks	76	8.7 %
Holly Oaks	83	9.5 %
Independence Oaks	355	40.4 %
Lyon Oaks	107	12.2 %
Oakland County Farmers Market	397	45.2 %
Oakland County Parks event or programs at community location	209	23.8 %
Orion Oaks	149	17.0 %
Red Oaks	173	19.7 %
Rose Oaks	32	3.6 %
Springfield	113	12.9 %
Waterford Oaks	192	21.9 %
White Lake Oaks	99	11.3 %
Other	53	6.0 %
Total	2569	

Q2. Which of the parks from the list above does your household use MOST OFTEN?

<u>Q2. Top choice</u>	<u>Number</u>	<u>Percent</u>
Addison Oaks	72	8.2 %
Catalpa Oaks	57	6.5 %
Glen Oaks	11	1.3 %
Groveland Oaks	29	3.3 %
Highland Oaks	19	2.2 %
Holly Oaks	10	1.1 %
Independence Oaks	158	18.0 %
Lyon Oaks	41	4.7 %
Oakland County Farmers Market	126	14.4 %
Oakland County Parks event or programs at community location	45	5.1 %
Orion Oaks	44	5.0 %
Red Oaks	91	10.4 %
Rose Oaks	13	1.5 %
Springfield	28	3.2 %
Waterford Oaks	49	5.6 %
White Lake Oaks	11	1.3 %
Other	20	2.3 %
None chosen	54	6.2 %
Total	878	100.0 %

Q2. Which of the parks from the list above does your household use MOST OFTEN?

<u>Q2. 2nd choice</u>	<u>Number</u>	<u>Percent</u>
Addison Oaks	47	5.4 %
Catalpa Oaks	23	2.6 %
Glen Oaks	18	2.1 %
Groveland Oaks	33	3.8 %
Highland Oaks	12	1.4 %
Holly Oaks	19	2.2 %
Independence Oaks	77	8.8 %
Lyon Oaks	20	2.3 %
Oakland County Farmers Market	120	13.7 %
Oakland County Parks event or programs at community location	50	5.7 %
Orion Oaks	51	5.8 %
Red Oaks	38	4.3 %
Rose Oaks	3	0.3 %
Springfield	24	2.7 %
Waterford Oaks	45	5.1 %
White Lake Oaks	26	3.0 %
Other	14	1.6 %
None chosen	258	29.4 %
Total	878	100.0 %

Q2. Which of the parks from the list above does your household use MOST OFTEN?

<u>Q2. 3rd choice</u>	<u>Number</u>	<u>Percent</u>
Addison Oaks	34	3.9 %
Catalpa Oaks	4	0.5 %
Glen Oaks	13	1.5 %
Groveland Oaks	19	2.2 %
Highland Oaks	9	1.0 %
Holly Oaks	15	1.7 %
Independence Oaks	56	6.4 %
Lyon Oaks	10	1.1 %
Oakland County Farmers Market	69	7.9 %
Oakland County Parks event or programs at community location	38	4.3 %
Orion Oaks	25	2.8 %
Red Oaks	19	2.2 %
Rose Oaks	3	0.3 %
Springfield	24	2.7 %
Waterford Oaks	39	4.4 %
White Lake Oaks	23	2.6 %
Other	3	0.3 %
<u>None chosen</u>	<u>475</u>	<u>54.1 %</u>
Total	878	100.0 %

Q2. Which of the parks from the list above does your household use MOST OFTEN?

<u>Q2. 4th choice</u>	<u>Number</u>	<u>Percent</u>
Addison Oaks	22	2.5 %
Catalpa Oaks	5	0.6 %
Glen Oaks	6	0.7 %
Groveland Oaks	20	2.3 %
Highland Oaks	4	0.5 %
Holly Oaks	10	1.1 %
Independence Oaks	18	2.1 %
Lyon Oaks	7	0.8 %
Oakland County Farmers Market	21	2.4 %
Oakland County Parks event or programs at community location	22	2.5 %
Orion Oaks	8	0.9 %
Red Oaks	8	0.9 %
Rose Oaks	1	0.1 %
Springfield	19	2.2 %
Waterford Oaks	25	2.8 %
White Lake Oaks	8	0.9 %
<u>None chosen</u>	<u>674</u>	<u>76.8 %</u>
Total	878	100.0 %

(SUM OF TOP 4)**Q2. Which of the parks from the list above does your household use MOST OFTEN? (top 4)**

Q2. Top choice	Number	Percent
Addison Oaks	175	19.9 %
Catalpa Oaks	89	10.1 %
Glen Oaks	48	5.5 %
Groveland Oaks	101	11.5 %
Highland Oaks	44	5.0 %
Holly Oaks	54	6.2 %
Independence Oaks	309	35.2 %
Lyon Oaks	78	8.9 %
Oakland County Farmers Market	336	38.3 %
Oakland County Parks event or programs at community location	155	17.7 %
Orion Oaks	128	14.6 %
Red Oaks	156	17.8 %
Rose Oaks	20	2.3 %
Springfield	95	10.8 %
Waterford Oaks	158	18.0 %
White Lake Oaks	68	7.7 %
Other	37	4.2 %
None chosen	54	6.2 %
Total	2105	

Q3. In the past 12 months, how often have you or other members of your family visited one or more of the Oakland County Parks and Recreation parks listed above?

Q3. How often have you visited one or more parks in past 12 months	Number	Percent
I have not visited an Oakland County park in past 12 months	45	5.1 %
Less than once a month	346	39.4 %
1-3 times a month	299	34.1 %
Once a week	81	9.2 %
2-4 times a week	78	8.9 %
5+ times a week	19	2.2 %
Not provided	10	1.1 %
Total	878	100.0 %

(WITHOUT "NOT PROVIDED")**Q3. In the past 12 months, how often have you or other members of your family visited one or more of the Oakland County Parks and Recreation parks listed above? (without "not provided")**

Q3. How often have you visited one or more parks in past 12 months	Number	Percent
I have not visited an Oakland County park in past 12 months	45	5.2 %
Less than once a month	346	39.9 %
1-3 times a month	299	34.4 %
Once a week	81	9.3 %
2-4 times a week	78	9.0 %
5+ times a week	19	2.2 %
Total	868	100.0 %

Q4. Please indicate if you or other members of your household have a need for each of the facilities listed below.

(N=1048)

	Yes	No
Q4-1. Adult fitness equipment	27.1%	72.9%
Q4-2. Archery range	10.4%	89.6%
Q4-3. Banquet facilities	13.1%	86.9%
Q4-4. Baseball & softball diamonds	9.4%	90.6%
Q4-5. Beaches	44.3%	55.7%
Q4-6. Boating & fishing areas	23.3%	76.7%
Q4-7. Camping areas & cabins	29.8%	70.2%
Q4-8. Canoe & kayak launch sites	28.5%	71.5%
Q4-9. Disc golf	11.0%	89.0%
Q4-10. Dog parks	27.9%	72.1%
Q4-11. Equestrian centers & facilities	6.1%	93.9%
Q4-12. Farmers markets	51.5%	48.5%
Q4-13. Golf courses—18-hole	19.6%	80.4%
Q4-14. Golf courses—9-hole	18.3%	81.7%
Q4-15. Golf driving ranges	16.2%	83.8%
Q4-16. Hunting areas	6.6%	93.4%
Q4-17. Indoor aquatic centers	26.0%	74.0%
Q4-18. Indoor event rental space	11.9%	88.1%
Q4-19. Indoor ice rinks & arenas	12.4%	87.6%
Q4-20. Indoor recreation centers	17.3%	82.7%
Q4-21. Natural areas & open space	48.3%	51.7%
Q4-22. Nature centers	39.3%	60.7%

Q4. Please indicate if you or other members of your household have a need for each of the facilities listed below.

	Yes	No
Q4-23. Off-road vehicle areas	6.2%	93.8%
Q4-24. Outdoor basketball courts	7.3%	92.7%
Q4-25. Outdoor pickleball courts	10.8%	89.2%
Q4-26. Outdoor tennis courts	7.9%	92.1%
Q4-27. Picnic tables, grills, & benches	34.3%	65.7%
Q4-28. Outdoor pavilions to rent for events	20.0%	80.0%
Q4-29. Playgrounds	30.7%	69.3%
Q4-30. River access for canoeing, kayaking	24.9%	75.1%
Q4-31. Ropes courses	9.7%	90.3%
Q4-32. Sledding hills	24.5%	75.5%
Q4-33. Splash pads & spray parks	21.9%	78.1%
Q4-34. Sports fields-soccer & cricket	8.1%	91.9%
Q4-35. Trails–equestrian	5.0%	95.0%
Q4-36. Trails–hiking	49.0%	51.0%
Q4-37. Trails–mountain biking	13.5%	86.5%
Q4-38. Trails–accessible	20.2%	79.8%
Q4-39. Waterparks & waterslides	25.0%	75.0%
Q4-40. Zip lines	11.8%	88.2%
Q4-41. Other	5.0%	95.0%

Q4. If "Yes," please rate how well the needs of your household are currently being met in Southeast Michigan using a scale of 1 to 5, where 5 means all (100%) of your needs are being met and 1 means none (0%) of your needs are being met.

(N=994)

	100% met	75% met	50% met	25% met	0% met
Q4-1. Adult fitness equipment	14.9%	10.6%	24.3%	17.0%	33.2%
Q4-2. Archery range	12.4%	11.2%	14.6%	23.6%	38.2%
Q4-3. Banquet facilities	19.4%	18.5%	25.0%	20.4%	16.7%
Q4-4. Baseball & softball diamonds	33.3%	32.1%	16.7%	10.7%	7.1%
Q4-5. Beaches	22.5%	25.7%	24.2%	17.8%	9.8%
Q4-6. Boating & fishing areas	21.7%	27.6%	26.7%	16.6%	7.4%
Q4-7. Camping areas & cabins	22.3%	22.7%	27.7%	16.2%	11.2%
Q4-8. Canoe & kayak launch sites	19.3%	23.3%	24.1%	24.5%	8.8%
Q4-9. Disc golf	17.0%	31.9%	18.1%	21.3%	11.7%
Q4-10. Dog parks	29.7%	23.3%	16.1%	18.9%	12.0%
Q4-11. Equestrian centers & facilities	12.0%	16.0%	24.0%	28.0%	20.0%
Q4-12. Farmers markets	38.3%	29.8%	18.1%	9.7%	4.1%
Q4-13. Golf courses-18-hole	45.2%	26.1%	13.8%	9.6%	5.3%
Q4-14. Golf courses-9-hole	52.3%	18.0%	15.7%	8.7%	5.2%
Q4-15. Golf driving ranges	20.7%	20.0%	20.7%	13.8%	24.8%
Q4-16. Hunting areas	15.0%	11.7%	23.3%	30.0%	20.0%
Q4-17. Indoor aquatic centers	8.8%	7.0%	15.0%	21.1%	48.0%
Q4-18. Indoor event rental space	9.8%	15.7%	26.5%	26.5%	21.6%
Q4-19. Indoor ice rinks & arenas	10.4%	17.0%	12.3%	23.6%	36.8%
Q4-20. Indoor recreation centers	10.3%	12.9%	24.5%	21.3%	31.0%
Q4-21. Natural areas & open space	44.1%	28.7%	17.1%	8.1%	2.0%
Q4-22. Nature centers	33.6%	26.6%	22.4%	9.8%	7.6%

Q4. If "Yes," please rate how well the needs of your household are currently being met in Southeast Michigan using a scale of 1 to 5, where 5 means all (100%) of your needs are being met and 1 means none (0%) of your needs are being met.

	100% met	75% met	50% met	25% met	0% met
Q4-23. Off-road vehicle areas	12.1%	13.8%	22.4%	20.7%	31.0%
Q4-24. Outdoor basketball courts	17.7%	24.2%	27.4%	19.4%	11.3%
Q4-25. Outdoor pickleball courts	8.0%	16.0%	22.0%	22.0%	32.0%
Q4-26. Outdoor tennis courts	16.4%	16.4%	26.9%	26.9%	13.4%
Q4-27. Picnic tables, grills, & benches	30.4%	33.7%	22.8%	10.6%	2.6%
Q4-28. Outdoor pavilions to rent for events	28.0%	23.6%	30.8%	14.3%	3.3%
Q4-29. Playgrounds	37.8%	33.6%	17.5%	7.7%	3.5%
Q4-30. River access for canoeing, kayaking	14.6%	23.0%	25.4%	22.5%	14.6%
Q4-31. Ropes courses	5.2%	7.8%	14.3%	27.3%	45.5%
Q4-32. Sledding hills	11.6%	17.6%	28.2%	30.1%	12.5%
Q4-33. Splash pads & spray parks	15.3%	14.8%	28.1%	25.6%	16.3%
Q4-34. Sports fields-soccer & cricket	35.5%	18.4%	27.6%	14.5%	3.9%
Q4-35. Trails-equestrian	15.6%	35.6%	20.0%	17.8%	11.1%
Q4-36. Trails-hiking	39.0%	29.9%	20.8%	8.2%	2.0%
Q4-37. Trails-mountain biking	22.7%	31.9%	27.7%	10.1%	7.6%
Q4-38. Trails-accessible	30.7%	24.0%	22.9%	15.6%	6.7%
Q4-39. Waterparks & waterslides	22.0%	19.3%	22.9%	23.8%	12.1%
Q4-40. Zip lines	4.0%	6.0%	12.0%	24.0%	54.0%
Q4-41. Other	8.1%	13.5%	16.2%	24.3%	37.8%

Q5. Regardless of their current availability in Southeast Michigan, which FOUR of the facilities listed in Question 4 are MOST IMPORTANT to your household?

Q5. Top choice	Number	Percent
Adult fitness equipment	57	5.4 %
Archery range	8	0.8 %
Banquet facilities	9	0.9 %
Baseball & softball diamonds	8	0.8 %
Beaches	107	10.2 %
Boating & fishing areas	34	3.2 %
Camping areas & cabins	50	4.8 %
Canoe & kayak launch sites	27	2.6 %
Disc golf	8	0.8 %
Dog parks	52	5.0 %
Equestrian centers & facilities	6	0.6 %
Farmers markets	77	7.3 %
Golf courses-18-hole	48	4.6 %
Golf courses-9-hole	37	3.5 %
Golf driving ranges	1	0.1 %
Hunting areas	4	0.4 %
Indoor aquatic centers	24	2.3 %
Indoor event rental space	5	0.5 %
Indoor ice rinks & arenas	2	0.2 %
Indoor recreation centers	9	0.9 %
Natural areas & open space	71	6.8 %
Nature centers	13	1.2 %
Off-road vehicle areas	3	0.3 %
Outdoor basketball courts	1	0.1 %
Outdoor pickleball courts	7	0.7 %
Outdoor tennis courts	2	0.2 %
Picnic tables, grills, & benches	14	1.3 %
Outdoor pavilions to rent for events	1	0.1 %
Playgrounds	43	4.1 %
River access for canoeing, kayaking	3	0.3 %
Splash pads & spray parks	7	0.7 %
Sports fields-soccer & cricket	12	1.1 %
Trails-equestrian	5	0.5 %
Trails-hiking	125	11.9 %
Trails-mountain biking	28	2.7 %
Trails-accessible	19	1.8 %
Waterparks & waterslides	14	1.3 %
Zip lines	2	0.2 %
None chosen	105	10.0 %
Total	1048	100.0 %

Q5. Regardless of their current availability in Southeast Michigan, which FOUR of the facilities listed in Question 4 are MOST IMPORTANT to your household?

Q5. 2nd choice	Number	Percent
Adult fitness equipment	21	2.0 %
Archery range	8	0.8 %
Banquet facilities	9	0.9 %
Baseball & softball diamonds	4	0.4 %
Beaches	78	7.4 %
Boating & fishing areas	20	1.9 %
Camping areas & cabins	37	3.5 %
Canoe & kayak launch sites	50	4.8 %
Disc golf	11	1.0 %
Dog parks	58	5.5 %
Equestrian centers & facilities	3	0.3 %
Farmers markets	79	7.5 %
Golf courses-18-hole	44	4.2 %
Golf courses-9-hole	28	2.7 %
Golf driving ranges	8	0.8 %
Hunting areas	10	1.0 %
Indoor aquatic centers	21	2.0 %
Indoor event rental space	8	0.8 %
Indoor ice rinks & arenas	7	0.7 %
Indoor recreation centers	13	1.2 %
Natural areas & open space	74	7.1 %
Nature centers	36	3.4 %
Off-road vehicle areas	5	0.5 %
Outdoor basketball courts	3	0.3 %
Outdoor pickleball courts	17	1.6 %
Outdoor tennis courts	3	0.3 %
Picnic tables, grills, & benches	19	1.8 %
Outdoor pavilions to rent for events	6	0.6 %
Playgrounds	32	3.1 %
River access for canoeing, kayaking	11	1.0 %
Sledding hills	6	0.6 %
Splash pads & spray parks	18	1.7 %
Sports fields-soccer & cricket	3	0.3 %
Trails-equestrian	2	0.2 %
Trails-hiking	93	8.9 %
Trails-mountain biking	18	1.7 %
Trails-accessible	18	1.7 %
Waterparks & waterslides	12	1.1 %
Zip lines	1	0.1 %
None chosen	154	14.7 %
Total	1048	100.0 %

Q5. Regardless of their current availability in Southeast Michigan, which FOUR of the facilities listed in Question 4 are MOST IMPORTANT to your household?

Q5. 3rd choice	Number	Percent
Adult fitness equipment	17	1.6 %
Archery range	5	0.5 %
Banquet facilities	10	1.0 %
Baseball & softball diamonds	6	0.6 %
Beaches	51	4.9 %
Boating & fishing areas	25	2.4 %
Camping areas & cabins	38	3.6 %
Canoe & kayak launch sites	34	3.2 %
Disc golf	11	1.0 %
Dog parks	47	4.5 %
Equestrian centers & facilities	4	0.4 %
Farmers markets	68	6.5 %
Golf courses-18-hole	22	2.1 %
Golf courses-9-hole	16	1.5 %
Golf driving ranges	11	1.0 %
Hunting areas	4	0.4 %
Indoor aquatic centers	44	4.2 %
Indoor event rental space	6	0.6 %
Indoor ice rinks & arenas	3	0.3 %
Indoor recreation centers	11	1.0 %
Natural areas & open space	68	6.5 %
Nature centers	33	3.1 %
Off-road vehicle areas	2	0.2 %
Outdoor basketball courts	5	0.5 %
Outdoor pickleball courts	14	1.3 %
Outdoor tennis courts	7	0.7 %
Picnic tables, grills, & benches	39	3.7 %
Outdoor pavilions to rent for events	11	1.0 %
Playgrounds	40	3.8 %
River access for canoeing, kayaking	12	1.1 %
Ropes courses	5	0.5 %
Sledding hills	7	0.7 %
Splash pads & spray parks	19	1.8 %
Sports fields-soccer & cricket	4	0.4 %
Trails-equestrian	4	0.4 %
Trails-hiking	71	6.8 %
Trails-mountain biking	9	0.9 %
Trails-accessible	17	1.6 %
Waterparks & waterslides	13	1.2 %
Zip lines	3	0.3 %
None chosen	232	22.1 %
Total	1048	100.0 %

Q5. Regardless of their current availability in Southeast Michigan, which FOUR of the facilities listed in Question 4 are MOST IMPORTANT to your household?

Q5. 4th choice	Number	Percent
Adult fitness equipment	20	1.9 %
Archery range	5	0.5 %
Banquet facilities	6	0.6 %
Baseball & softball diamonds	11	1.0 %
Beaches	44	4.2 %
Boating & fishing areas	13	1.2 %
Camping areas & cabins	29	2.8 %
Canoe & kayak launch sites	36	3.4 %
Disc golf	8	0.8 %
Dog parks	27	2.6 %
Equestrian centers & facilities	6	0.6 %
Farmers markets	67	6.4 %
Golf courses-18-hole	10	1.0 %
Golf courses-9-hole	2	0.2 %
Golf driving ranges	17	1.6 %
Hunting areas	5	0.5 %
Indoor aquatic centers	20	1.9 %
Indoor event rental space	12	1.1 %
Indoor ice rinks & arenas	7	0.7 %
Indoor recreation centers	15	1.4 %
Natural areas & open space	41	3.9 %
Nature centers	42	4.0 %
Off-road vehicle areas	1	0.1 %
Outdoor basketball courts	2	0.2 %
Outdoor pickleball courts	5	0.5 %
Outdoor tennis courts	6	0.6 %
Picnic tables, grills, & benches	35	3.3 %
Outdoor pavilions to rent for events	16	1.5 %
Playgrounds	31	3.0 %
River access for canoeing, kayaking	17	1.6 %
Ropes courses	3	0.3 %
Sledding hills	18	1.7 %
Splash pads & spray parks	16	1.5 %
Sports fields-soccer & cricket	3	0.3 %
Trails-equestrian	1	0.1 %
Trails-hiking	52	5.0 %
Trails-mountain biking	13	1.2 %
Trails-accessible	18	1.7 %
Waterparks & waterslides	23	2.2 %
Zip lines	8	0.8 %
None chosen	337	32.2 %
Total	1048	100.0 %

(SUM OF TOP 4)**Q5. Regardless of their current availability in Southeast Michigan, which FOUR of the facilities listed in Question 4 are MOST IMPORTANT to your household? (top 4)**

Q5. Top choice	Number	Percent
Adult fitness equipment	115	11.0 %
Archery range	26	2.5 %
Banquet facilities	34	3.2 %
Baseball & softball diamonds	29	2.8 %
Beaches	280	26.7 %
Boating & fishing areas	92	8.8 %
Camping areas & cabins	154	14.7 %
Canoe & kayak launch sites	147	14.0 %
Disc golf	38	3.6 %
Dog parks	184	17.6 %
Equestrian centers & facilities	19	1.8 %
Farmers markets	291	27.8 %
Golf courses-18-hole	124	11.8 %
Golf courses-9-hole	83	7.9 %
Golf driving ranges	37	3.5 %
Hunting areas	23	2.2 %
Indoor aquatic centers	109	10.4 %
Indoor event rental space	31	3.0 %
Indoor ice rinks & arenas	19	1.8 %
Indoor recreation centers	48	4.6 %
Natural areas & open space	254	24.2 %
Nature centers	124	11.8 %
Off-road vehicle areas	11	1.0 %
Outdoor basketball courts	11	1.0 %
Outdoor pickleball courts	43	4.1 %
Outdoor tennis courts	18	1.7 %
Picnic tables, grills, & benches	107	10.2 %
Outdoor pavilions to rent for events	34	3.2 %
Playgrounds	146	13.9 %
River access for canoeing, kayaking	43	4.1 %
Ropes courses	8	0.8 %
Sledding hills	31	3.0 %
Splash pads & spray parks	60	5.7 %
Sports fields-soccer & cricket	22	2.1 %
Trails-equestrian	12	1.1 %
Trails-hiking	341	32.5 %
Trails-mountain biking	68	6.5 %
Trails-accessible	72	6.9 %
Waterparks & waterslides	62	5.9 %
Zip lines	14	1.3 %
None chosen	105	10.0 %
Total	3469	

Q6. In which FOUR of the facilities listed in Question 4 do you and other members of your household currently participate MOST that are offered by Oakland County Parks and Recreation?

Q6. Top choice	Number	Percent
Adult fitness equipment	19	1.8 %
Archery range	3	0.3 %
Banquet facilities	3	0.3 %
Baseball & softball diamonds	8	0.8 %
Beaches	67	6.4 %
Boating & fishing areas	21	2.0 %
Camping areas & cabins	34	3.2 %
Canoe & kayak launch sites	24	2.3 %
Disc golf	8	0.8 %
Dog parks	50	4.8 %
Equestrian centers & facilities	4	0.4 %
Farmers markets	107	10.2 %
Golf courses-18-hole	53	5.1 %
Golf courses-9-hole	41	3.9 %
Golf driving ranges	4	0.4 %
Hunting areas	2	0.2 %
Indoor aquatic centers	3	0.3 %
Indoor event rental space	1	0.1 %
Indoor recreation centers	3	0.3 %
Natural areas & open space	63	6.0 %
Nature centers	15	1.4 %
Off-road vehicle areas	2	0.2 %
Outdoor basketball courts	1	0.1 %
Outdoor pickleball courts	4	0.4 %
Outdoor tennis courts	4	0.4 %
Picnic tables, grills, & benches	12	1.1 %
Outdoor pavilions to rent for events	4	0.4 %
Playgrounds	57	5.4 %
River access for canoeing, kayaking	2	0.2 %
Sledding hills	3	0.3 %
Splash pads & spray parks	3	0.3 %
Sports fields-soccer & cricket	12	1.1 %
Trails-equestrian	5	0.5 %
Trails-hiking	154	14.7 %
Trails-mountain biking	22	2.1 %
Trails-accessible	16	1.5 %
Waterparks & waterslides	16	1.5 %
None chosen	198	18.9 %
Total	1048	100.0 %

Q6. In which FOUR of the facilities listed in Question 4 do you and other members of your household currently participate MOST that are offered by Oakland County Parks and Recreation?

Q6. 2nd choice	Number	Percent
Adult fitness equipment	16	1.5 %
Archery range	3	0.3 %
Banquet facilities	4	0.4 %
Baseball & softball diamonds	2	0.2 %
Beaches	64	6.1 %
Boating & fishing areas	29	2.8 %
Camping areas & cabins	25	2.4 %
Canoe & kayak launch sites	27	2.6 %
Disc golf	7	0.7 %
Dog parks	42	4.0 %
Equestrian centers & facilities	6	0.6 %
Farmers markets	67	6.4 %
Golf courses-18-hole	36	3.4 %
Golf courses-9-hole	21	2.0 %
Golf driving ranges	10	1.0 %
Hunting areas	4	0.4 %
Indoor aquatic centers	10	1.0 %
Indoor event rental space	3	0.3 %
Indoor ice rinks & arenas	2	0.2 %
Indoor recreation centers	6	0.6 %
Natural areas & open space	61	5.8 %
Nature centers	32	3.1 %
Off-road vehicle areas	1	0.1 %
Outdoor basketball courts	1	0.1 %
Outdoor pickleball courts	4	0.4 %
Outdoor tennis courts	2	0.2 %
Picnic tables, grills, & benches	21	2.0 %
Outdoor pavilions to rent for events	3	0.3 %
Playgrounds	24	2.3 %
River access for canoeing, kayaking	5	0.5 %
Sledding hills	3	0.3 %
Splash pads & spray parks	11	1.0 %
Sports fields-soccer & cricket	6	0.6 %
Trails-equestrian	2	0.2 %
Trails-hiking	85	8.1 %
Trails-mountain biking	14	1.3 %
Trails-accessible	14	1.3 %
Waterparks & waterslides	7	0.7 %
None chosen	368	35.1 %
Total	1048	100.0 %

Q6. In which FOUR of the facilities listed in Question 4 do you and other members of your household currently participate MOST that are offered by Oakland County Parks and Recreation?

Q6. 3rd choice	Number	Percent
Adult fitness equipment	8	0.8 %
Archery range	1	0.1 %
Banquet facilities	4	0.4 %
Baseball & softball diamonds	3	0.3 %
Beaches	33	3.1 %
Boating & fishing areas	23	2.2 %
Camping areas & cabins	22	2.1 %
Canoe & kayak launch sites	16	1.5 %
Disc golf	7	0.7 %
Dog parks	32	3.1 %
Equestrian centers & facilities	3	0.3 %
Farmers markets	50	4.8 %
Golf courses-18-hole	14	1.3 %
Golf courses-9-hole	8	0.8 %
Golf driving ranges	6	0.6 %
Hunting areas	10	1.0 %
Indoor aquatic centers	8	0.8 %
Indoor event rental space	6	0.6 %
Indoor ice rinks & arenas	4	0.4 %
Indoor recreation centers	5	0.5 %
Natural areas & open space	46	4.4 %
Nature centers	33	3.1 %
Off-road vehicle areas	3	0.3 %
Outdoor basketball courts	3	0.3 %
Outdoor pickleball courts	2	0.2 %
Outdoor tennis courts	6	0.6 %
Picnic tables, grills, & benches	27	2.6 %
Outdoor pavilions to rent for events	4	0.4 %
Playgrounds	32	3.1 %
River access for canoeing, kayaking	7	0.7 %
Ropes courses	1	0.1 %
Sledding hills	9	0.9 %
Splash pads & spray parks	12	1.1 %
Sports fields-soccer & cricket	5	0.5 %
Trails-equestrian	1	0.1 %
Trails-hiking	50	4.8 %
Trails-mountain biking	13	1.2 %
Trails-accessible	15	1.4 %
Waterparks & waterslides	10	1.0 %
Zip lines	1	0.1 %
None chosen	505	48.2 %
Total	1048	100.0 %

Q6. In which FOUR of the facilities listed in Question 4 do you and other members of your household currently participate MOST that are offered by Oakland County Parks and Recreation?

Q6. 4th choice	Number	Percent
Adult fitness equipment	6	0.6 %
Archery range	3	0.3 %
Banquet facilities	1	0.1 %
Baseball & softball diamonds	9	0.9 %
Beaches	35	3.3 %
Boating & fishing areas	7	0.7 %
Camping areas & cabins	20	1.9 %
Canoe & kayak launch sites	26	2.5 %
Disc golf	4	0.4 %
Dog parks	17	1.6 %
Equestrian centers & facilities	3	0.3 %
Farmers markets	36	3.4 %
Golf courses-18-hole	7	0.7 %
Golf courses-9-hole	4	0.4 %
Golf driving ranges	12	1.1 %
Hunting areas	6	0.6 %
Indoor aquatic centers	4	0.4 %
Indoor event rental space	5	0.5 %
Indoor ice rinks & arenas	1	0.1 %
Indoor recreation centers	2	0.2 %
Natural areas & open space	40	3.8 %
Nature centers	13	1.2 %
Off-road vehicle areas	1	0.1 %
Outdoor basketball courts	2	0.2 %
Outdoor pickleball courts	2	0.2 %
Outdoor tennis courts	3	0.3 %
Picnic tables, grills, & benches	31	3.0 %
Outdoor pavilions to rent for events	7	0.7 %
Playgrounds	20	1.9 %
River access for canoeing, kayaking	15	1.4 %
Ropes courses	1	0.1 %
Sledding hills	15	1.4 %
Splash pads & spray parks	11	1.0 %
Sports fields-soccer & cricket	1	0.1 %
Trails-equestrian	3	0.3 %
Trails-hiking	32	3.1 %
Trails-mountain biking	8	0.8 %
Trails-accessible	15	1.4 %
Waterparks & waterslides	12	1.1 %
Zip lines	4	0.4 %
None chosen	604	57.6 %
Total	1048	100.0 %

(SUM OF TOP 4)

Q6. In which FOUR of the facilities listed in Question 4 do you and other members of your household currently participate MOST that are offered by Oakland County Parks and Recreation? (top 4)

Q6. Top choice	Number	Percent
Adult fitness equipment	49	4.7 %
Archery range	10	1.0 %
Banquet facilities	12	1.1 %
Baseball & softball diamonds	22	2.1 %
Beaches	199	19.0 %
Boating & fishing areas	80	7.6 %
Camping areas & cabins	101	9.6 %
Canoe & kayak launch sites	93	8.9 %
Disc golf	26	2.5 %
Dog parks	141	13.5 %
Equestrian centers & facilities	16	1.5 %
Farmers markets	260	24.8 %
Golf courses-18-hole	110	10.5 %
Golf courses-9-hole	74	7.1 %
Golf driving ranges	32	3.1 %
Hunting areas	22	2.1 %
Indoor aquatic centers	25	2.4 %
Indoor event rental space	15	1.4 %
Indoor ice rinks & arenas	7	0.7 %
Indoor recreation centers	16	1.5 %
Natural areas & open space	210	20.0 %
Nature centers	93	8.9 %
Off-road vehicle areas	7	0.7 %
Outdoor basketball courts	7	0.7 %
Outdoor pickleball courts	12	1.1 %
Outdoor tennis courts	15	1.4 %
Picnic tables, grills, & benches	91	8.7 %
Outdoor pavilions to rent for events	18	1.7 %
Playgrounds	133	12.7 %
River access for canoeing, kayaking	29	2.8 %
Ropes courses	2	0.2 %
Sledding hills	30	2.9 %
Splash pads & spray parks	37	3.5 %
Sports fields-soccer & cricket	24	2.3 %
Trails-equestrian	11	1.0 %
Trails-hiking	321	30.6 %
Trails-mountain biking	57	5.4 %
Trails-accessible	60	5.7 %
Waterparks & waterslides	45	4.3 %
Zip lines	5	0.5 %
None chosen	198	18.9 %
Total	2715	

Q7. Please indicate if you or other members of your household have a need for each of the programs listed below.

(N=1048)

	Yes	No
Q7-1. Adaptive programs	6.8%	93.2%
Q7-2. Adult fitness & wellness programs	40.2%	59.8%
Q7-3. Archery programs	8.0%	92.0%
Q7-4. Art & photography programs	18.5%	81.5%
Q7-5. Art/antique/craft shows	25.1%	74.9%
Q7-6. Before & after school programs	10.8%	89.2%
Q7-7. Bird/wildlife watching programs	18.2%	81.8%
Q7-8. Bus trips	11.2%	88.8%
Q7-9. Campground programs	14.6%	85.4%
Q7-10. Citizen science programs	10.0%	90.0%
Q7-11. Community festivals	32.4%	67.6%
Q7-12. Farmers market programs	46.2%	53.8%
Q7-13. Fishing programs	10.4%	89.6%
Q7-14. Food truck rallies	26.2%	73.8%
Q7-15. Golf programs & events	15.0%	85.0%
Q7-16. Homeschool programs	4.5%	95.5%
Q7-17. Kayak, canoe, paddleboard rentals	23.9%	76.1%
Q7-18. Mobile unit rentals (bouncers, zip lines, etc.)	3.6%	96.4%
Q7-19. Nature education programs	21.7%	78.3%
Q7-20. Nature stewardship programs	11.2%	88.8%
Q7-21. Pre-school programs	7.0%	93.0%

Q7. Please indicate if you or other members of your household have a need for each of the programs listed below.

	Yes	No
Q7-22. Scouting programs	5.0%	95.0%
Q7-23. Volunteer opportunities	15.4%	84.6%
Q7-24. Water fitness programs	17.8%	82.2%
Q7-25. Winter programs	20.9%	79.1%
Q7-26. Youth fitness programs	7.6%	92.4%
Q7-27. Youth summer camps	9.8%	90.2%
Q7-28. Youth swim lessons	10.9%	89.1%
Q7-29. Other	3.7%	96.3%

Q7. If "Yes," please rate how well the needs of your household are currently being met in Southeast Michigan using a scale of 1 to 5, where 5 means all (100%) of your needs are being met and 1 means none (0%) of your needs are being met.

(N=923)

	100% met	75% met	50% met	25% met	0% met
Q7-1. Adaptive programs	8.8%	15.8%	22.8%	24.6%	28.1%
Q7-2. Adult fitness & wellness programs	9.3%	15.3%	25.1%	22.6%	27.7%
Q7-3. Archery programs	6.2%	12.3%	12.3%	23.1%	46.2%
Q7-4. Art & photography programs	2.6%	6.5%	22.7%	26.0%	42.2%
Q7-5. Art/antique/craft shows	4.5%	20.7%	33.8%	22.1%	18.9%
Q7-6. Before & after school programs	11.0%	13.0%	22.0%	26.0%	28.0%
Q7-7. Bird/wildlife watching programs	5.2%	21.9%	30.3%	21.3%	21.3%
Q7-8. Bus trips	7.4%	6.4%	20.2%	22.3%	43.6%
Q7-9. Campground programs	12.7%	15.1%	30.2%	24.6%	17.5%
Q7-10. Citizen science programs	3.7%	7.3%	28.0%	25.6%	35.4%
Q7-11. Community festivals	9.1%	25.4%	31.2%	21.4%	13.0%
Q7-12. Farmers market programs	26.7%	29.1%	23.3%	14.4%	6.5%
Q7-13. Fishing programs	9.5%	14.7%	33.7%	22.1%	20.0%
Q7-14. Food truck rallies	7.1%	12.9%	23.2%	28.1%	28.6%
Q7-15. Golf programs & events	27.0%	20.6%	23.4%	17.0%	12.1%
Q7-16. Homeschool programs	8.8%	0.0%	26.5%	23.5%	41.2%
Q7-17. Kayak, canoe, paddleboard rentals	13.2%	19.6%	22.1%	28.9%	16.2%
Q7-18. Mobile unit rentals (bouncers, zip lines, etc.)	9.4%	12.5%	28.1%	18.8%	31.3%
Q7-19. Nature education programs	11.3%	24.2%	32.8%	17.2%	14.5%
Q7-20. Nature stewardship programs	8.9%	20.0%	32.2%	17.8%	21.1%
Q7-21. Pre-school programs	20.4%	7.4%	31.5%	16.7%	24.1%

Q7. If "Yes," please rate how well the needs of your household are currently being met in Southeast Michigan using a scale of 1 to 5, where 5 means all (100%) of your needs are being met and 1 means none (0%) of your needs are being met.

	100% met	75% met	50% met	25% met	0% met
Q7-22. Scouting programs	20.0%	22.5%	22.5%	15.0%	20.0%
Q7-23. Volunteer opportunities	13.4%	12.6%	29.9%	16.5%	27.6%
Q7-24. Water fitness programs	8.1%	7.4%	17.6%	18.2%	48.6%
Q7-25. Winter programs	8.5%	11.3%	26.0%	33.3%	20.9%
Q7-26. Youth fitness programs	14.9%	16.4%	22.4%	23.9%	22.4%
Q7-27. Youth summer camps	10.6%	18.8%	28.2%	27.1%	15.3%
Q7-28. Youth swim lessons	12.6%	11.5%	20.7%	23.0%	32.2%
Q7-29. Other	3.4%	0.0%	27.6%	31.0%	37.9%

Q8. Regardless of their current availability in Southeast Michigan, which FOUR of the programs listed in Question 7 are MOST IMPORTANT to your household?

Q8. Top choice	Number	Percent
Adaptive programs	27	2.6 %
Adult fitness & wellness programs	152	14.5 %
Archery programs	11	1.0 %
Art & photography programs	34	3.2 %
Art/antique/craft shows	37	3.5 %
Before & after school programs	22	2.1 %
Bird/wildlife watching programs	39	3.7 %
Bus trips	18	1.7 %
Campground programs	31	3.0 %
Citizen science programs	8	0.8 %
Community festivals	40	3.8 %
Farmers market programs	114	10.9 %
Fishing programs	21	2.0 %
Food truck rallies	20	1.9 %
Golf programs & events	71	6.8 %
Homeschool programs	14	1.3 %
Kayak, canoe, paddleboard rentals	39	3.7 %
Mobile unit rentals (bouncers, zip lines, etc.)	2	0.2 %
Nature education programs	31	3.0 %
Nature stewardship programs	6	0.6 %
Pre-school programs	14	1.3 %
Scouting programs	7	0.7 %
Volunteer opportunities	6	0.6 %
Water fitness programs	18	1.7 %
Winter programs	9	0.9 %
Youth fitness programs	11	1.0 %
Youth summer camps	16	1.5 %
Youth swim lessons	20	1.9 %
None chosen	210	20.0 %
Total	1048	100.0 %

Q8. Regardless of their current availability in Southeast Michigan, which FOUR of the programs listed in Question 7 are MOST IMPORTANT to your household?

<u>Q8. 2nd choice</u>	<u>Number</u>	<u>Percent</u>
Adaptive programs	5	0.5 %
Adult fitness & wellness programs	62	5.9 %
Archery programs	10	1.0 %
Art & photography programs	21	2.0 %
Art/antique/craft shows	59	5.6 %
Before & after school programs	14	1.3 %
Bird/wildlife watching programs	28	2.7 %
Bus trips	21	2.0 %
Campground programs	28	2.7 %
Citizen science programs	13	1.2 %
Community festivals	58	5.5 %
Farmers market programs	106	10.1 %
Fishing programs	21	2.0 %
Food truck rallies	34	3.2 %
Golf programs & events	20	1.9 %
Homeschool programs	6	0.6 %
Kayak, canoe, paddleboard rentals	35	3.3 %
Mobile unit rentals (bouncers, zip lines, etc.)	1	0.1 %
Nature education programs	35	3.3 %
Nature stewardship programs	17	1.6 %
Pre-school programs	13	1.2 %
Scouting programs	3	0.3 %
Volunteer opportunities	15	1.4 %
Water fitness programs	19	1.8 %
Winter programs	23	2.2 %
Youth fitness programs	8	0.8 %
Youth summer camps	14	1.3 %
Youth swim lessons	14	1.3 %
<u>None chosen</u>	<u>345</u>	<u>32.9 %</u>
Total	1048	100.0 %

Q8. Regardless of their current availability in Southeast Michigan, which FOUR of the programs listed in Question 7 are MOST IMPORTANT to your household?

Q8. 3rd choice	Number	Percent
Adaptive programs	5	0.5 %
Adult fitness & wellness programs	32	3.1 %
Archery programs	10	1.0 %
Art & photography programs	19	1.8 %
Art/antique/craft shows	32	3.1 %
Before & after school programs	12	1.1 %
Bird/wildlife watching programs	25	2.4 %
Bus trips	15	1.4 %
Campground programs	14	1.3 %
Citizen science programs	11	1.0 %
Community festivals	56	5.3 %
Farmers market programs	84	8.0 %
Fishing programs	12	1.1 %
Food truck rallies	37	3.5 %
Golf programs & events	16	1.5 %
Homeschool programs	8	0.8 %
Kayak, canoe, paddleboard rentals	23	2.2 %
Mobile unit rentals (bouncers, zip lines, etc.)	2	0.2 %
Nature education programs	50	4.8 %
Nature stewardship programs	19	1.8 %
Pre-school programs	11	1.0 %
Scouting programs	8	0.8 %
Volunteer opportunities	19	1.8 %
Water fitness programs	29	2.8 %
Winter programs	41	3.9 %
Youth fitness programs	9	0.9 %
Youth summer camps	12	1.1 %
Youth swim lessons	7	0.7 %
None chosen	430	41.0 %
Total	1048	100.0 %

Q8. Regardless of their current availability in Southeast Michigan, which FOUR of the programs listed in Question 7 are MOST IMPORTANT to your household?

Q8. 4th choice	Number	Percent
Adaptive programs	4	0.4 %
Adult fitness & wellness programs	16	1.5 %
Archery programs	4	0.4 %
Art & photography programs	13	1.2 %
Art/antique/craft shows	40	3.8 %
Before & after school programs	7	0.7 %
Bird/wildlife watching programs	22	2.1 %
Bus trips	12	1.1 %
Campground programs	21	2.0 %
Citizen science programs	8	0.8 %
Community festivals	48	4.6 %
Farmers market programs	44	4.2 %
Fishing programs	9	0.9 %
Food truck rallies	39	3.7 %
Golf programs & events	10	1.0 %
Homeschool programs	3	0.3 %
Kayak, canoe, paddleboard rentals	35	3.3 %
Mobile unit rentals (bouncers, zip lines, etc.)	5	0.5 %
Nature education programs	23	2.2 %
Nature stewardship programs	13	1.2 %
Pre-school programs	7	0.7 %
Scouting programs	6	0.6 %
Volunteer opportunities	22	2.1 %
Water fitness programs	16	1.5 %
Winter programs	34	3.2 %
Youth fitness programs	6	0.6 %
Youth summer camps	13	1.2 %
Youth swim lessons	19	1.8 %
None chosen	549	52.4 %
Total	1048	100.0 %

(SUM OF TOP 4)

Q8. Regardless of their current availability in Southeast Michigan, which FOUR of the programs listed in Question 7 are MOST IMPORTANT to your household? (top 4)

Q8. Top choice	Number	Percent
Adaptive programs	41	3.9 %
Adult fitness & wellness programs	262	25.0 %
Archery programs	35	3.3 %
Art & photography programs	87	8.3 %
Art/antique/craft shows	168	16.0 %
Before & after school programs	55	5.2 %
Bird/wildlife watching programs	114	10.9 %
Bus trips	66	6.3 %
Campground programs	94	9.0 %
Citizen science programs	40	3.8 %
Community festivals	202	19.3 %
Farmers market programs	348	33.2 %
Fishing programs	63	6.0 %
Food truck rallies	130	12.4 %
Golf programs & events	117	11.2 %
Homeschool programs	31	3.0 %
Kayak, canoe, paddleboard rentals	132	12.6 %
Mobile unit rentals (bouncers, zip lines, etc.)	10	1.0 %
Nature education programs	139	13.3 %
Nature stewardship programs	55	5.2 %
Pre-school programs	45	4.3 %
Scouting programs	24	2.3 %
Volunteer opportunities	62	5.9 %
Water fitness programs	82	7.8 %
Winter programs	107	10.2 %
Youth fitness programs	34	3.2 %
Youth summer camps	55	5.2 %
Youth swim lessons	60	5.7 %
None chosen	210	20.0 %
Total	2868	

Q9. In which FOUR of the programs listed in Question 7 do you and other members of your household currently participate MOST that are offered by Oakland County Parks and Recreation?

Q9. Top choice	Number	Percent
Adaptive programs	6	0.6 %
Adult fitness & wellness programs	59	5.6 %
Archery programs	7	0.7 %
Art & photography programs	9	0.9 %
Art/antique/craft shows	58	5.5 %
Before & after school programs	7	0.7 %
Bird/wildlife watching programs	31	3.0 %
Bus trips	8	0.8 %
Campground programs	25	2.4 %
Community festivals	56	5.3 %
Farmers market programs	148	14.1 %
Fishing programs	13	1.2 %
Food truck rallies	12	1.1 %
Golf programs & events	66	6.3 %
Homeschool programs	5	0.5 %
Kayak, canoe, paddleboard rentals	21	2.0 %
Nature education programs	24	2.3 %
Nature stewardship programs	1	0.1 %
Pre-school programs	7	0.7 %
Scouting programs	3	0.3 %
Volunteer opportunities	4	0.4 %
Water fitness programs	4	0.4 %
Winter programs	12	1.1 %
Youth fitness programs	7	0.7 %
Youth summer camps	5	0.5 %
Youth swim lessons	3	0.3 %
None chosen	447	42.7 %
Total	1048	100.0 %

Q9. In which FOUR of the programs listed in Question 7 do you and other members of your household currently participate MOST that are offered by Oakland County Parks and Recreation?

Q9. 2nd choice	Number	Percent
Adaptive programs	6	0.6 %
Adult fitness & wellness programs	22	2.1 %
Archery programs	2	0.2 %
Art & photography programs	2	0.2 %
Art/antique/craft shows	36	3.4 %
Before & after school programs	7	0.7 %
Bird/wildlife watching programs	20	1.9 %
Bus trips	6	0.6 %
Campground programs	17	1.6 %
Citizen science programs	3	0.3 %
Community festivals	60	5.7 %
Farmers market programs	90	8.6 %
Fishing programs	7	0.7 %
Food truck rallies	24	2.3 %
Golf programs & events	15	1.4 %
Homeschool programs	1	0.1 %
Kayak, canoe, paddleboard rentals	13	1.2 %
Mobile unit rentals (bouncers, zip lines, etc.)	2	0.2 %
Nature education programs	25	2.4 %
Nature stewardship programs	5	0.5 %
Pre-school programs	1	0.1 %
Scouting programs	4	0.4 %
Volunteer opportunities	3	0.3 %
Water fitness programs	5	0.5 %
Winter programs	8	0.8 %
Youth fitness programs	4	0.4 %
Youth summer camps	4	0.4 %
Youth swim lessons	4	0.4 %
None chosen	652	62.2 %
Total	1048	100.0 %

Q9. In which FOUR of the programs listed in Question 7 do you and other members of your household currently participate MOST that are offered by Oakland County Parks and Recreation?

Q9. 3rd choice	Number	Percent
Adaptive programs	2	0.2 %
Adult fitness & wellness programs	13	1.2 %
Archery programs	3	0.3 %
Art & photography programs	5	0.5 %
Art/antique/craft shows	21	2.0 %
Before & after school programs	4	0.4 %
Bird/wildlife watching programs	8	0.8 %
Bus trips	3	0.3 %
Campground programs	12	1.1 %
Citizen science programs	6	0.6 %
Community festivals	42	4.0 %
Farmers market programs	38	3.6 %
Fishing programs	5	0.5 %
Food truck rallies	20	1.9 %
Golf programs & events	13	1.2 %
Kayak, canoe, paddleboard rentals	24	2.3 %
Mobile unit rentals (bouncers, zip lines, etc.)	2	0.2 %
Nature education programs	18	1.7 %
Nature stewardship programs	7	0.7 %
Pre-school programs	5	0.5 %
Scouting programs	2	0.2 %
Volunteer opportunities	8	0.8 %
Water fitness programs	8	0.8 %
Winter programs	8	0.8 %
Youth fitness programs	3	0.3 %
Youth summer camps	5	0.5 %
Youth swim lessons	4	0.4 %
None chosen	759	72.4 %
Total	1048	100.0 %

Q9. In which FOUR of the programs listed in Question 7 do you and other members of your household currently participate MOST that are offered by Oakland County Parks and Recreation?

Q9. 4th choice	Number	Percent
Adaptive programs	3	0.3 %
Adult fitness & wellness programs	13	1.2 %
Archery programs	4	0.4 %
Art & photography programs	3	0.3 %
Art/antique/craft shows	16	1.5 %
Before & after school programs	4	0.4 %
Bird/wildlife watching programs	6	0.6 %
Bus trips	3	0.3 %
Campground programs	8	0.8 %
Citizen science programs	3	0.3 %
Community festivals	20	1.9 %
Farmers market programs	18	1.7 %
Fishing programs	7	0.7 %
Food truck rallies	17	1.6 %
Golf programs & events	6	0.6 %
Homeschool programs	1	0.1 %
Kayak, canoe, paddleboard rentals	18	1.7 %
Mobile unit rentals (bouncers, zip lines, etc.)	1	0.1 %
Nature education programs	19	1.8 %
Nature stewardship programs	7	0.7 %
Pre-school programs	2	0.2 %
Scouting programs	3	0.3 %
Volunteer opportunities	7	0.7 %
Water fitness programs	5	0.5 %
Winter programs	8	0.8 %
Youth fitness programs	4	0.4 %
Youth summer camps	6	0.6 %
Youth swim lessons	3	0.3 %
None chosen	833	79.5 %
Total	1048	100.0 %

(SUM OF TOP 4)**Q9. In which FOUR of the programs listed in Question 7 do you and other members of your household currently participate MOST that are offered by Oakland County Parks and Recreation? (top 4)**

Q9. Top choice	Number	Percent
Adaptive programs	17	1.6 %
Adult fitness & wellness programs	107	10.2 %
Archery programs	16	1.5 %
Art & photography programs	19	1.8 %
Art/antique/craft shows	131	12.5 %
Before & after school programs	22	2.1 %
Bird/wildlife watching programs	65	6.2 %
Bus trips	20	1.9 %
Campground programs	62	5.9 %
Citizen science programs	12	1.1 %
Community festivals	178	17.0 %
Farmers market programs	294	28.1 %
Fishing programs	32	3.1 %
Food truck rallies	73	7.0 %
Golf programs & events	100	9.5 %
Homeschool programs	7	0.7 %
Kayak, canoe, paddleboard rentals	76	7.3 %
Mobile unit rentals (bouncers, zip lines, etc.)	5	0.5 %
Nature education programs	86	8.2 %
Nature stewardship programs	20	1.9 %
Pre-school programs	15	1.4 %
Scouting programs	12	1.1 %
Volunteer opportunities	22	2.1 %
Water fitness programs	22	2.1 %
Winter programs	36	3.4 %
Youth fitness programs	18	1.7 %
Youth summer camps	20	1.9 %
Youth swim lessons	14	1.3 %
None chosen	447	42.7 %
Total	1948	

Q10. People have various reasons that limit their participation in outdoor recreation. To indicate which, if any, reasons apply to you, please tell us if you strongly agree, agree, neither agree or disagree, or strongly disagree with the following statements.

(N=1048)

	Strongly agree	Agree	Neutral	Disagree	Strongly disagree	Don't know
Q10-1. I don't have time	7.0%	23.1%	25.2%	22.3%	12.8%	9.6%
Q10-2. I don't have enough money	8.4%	15.4%	23.0%	25.8%	18.5%	9.0%
Q10-3. I don't have anyone to go with	6.5%	19.3%	21.7%	26.2%	16.8%	9.5%
Q10-4. I don't have adequate transportation	2.5%	4.1%	10.1%	31.2%	42.4%	9.7%
Q10-5. It's too far to travel	5.4%	15.4%	22.1%	25.4%	20.1%	11.5%
Q10-6. I don't have enough information	12.0%	29.0%	21.9%	16.2%	10.5%	10.3%
Q10-7. I just don't want to	1.3%	4.6%	21.0%	26.4%	33.8%	12.9%
Q10-8. I don't have skills or abilities	1.3%	9.1%	22.2%	28.6%	26.6%	12.1%
Q10-9. I don't feel safe because of other people that go there	1.3%	4.8%	16.6%	30.7%	34.2%	12.4%
Q10-10. I or a member of my household have personal health reasons	5.2%	14.7%	11.5%	24.1%	32.9%	11.5%
Q10-11. I or a member of my household have a physical disability	5.0%	13.4%	9.5%	22.9%	38.5%	10.8%
Q10-12. It's too crowded	1.6%	11.1%	25.3%	28.1%	18.5%	15.4%
Q10-13. There are too many rules	1.0%	4.6%	20.1%	31.9%	25.0%	17.4%

Q10. People have various reasons that limit their participation in outdoor recreation. To indicate which, if any, reasons apply to you, please tell us if you strongly agree, agree, neither agree or disagree, or strongly disagree with the following statements.

	Strongly agree	Agree	Neutral	Disagree	Strongly disagree	Don't know
Q10-14. Recreation areas are poorly maintained	2.0%	6.0%	20.0%	34.4%	19.8%	17.7%
Q10-15. I don't like outdoor pests, such as mosquitos	8.3%	25.0%	22.5%	19.4%	14.3%	10.5%
Q10-16. I feel unwelcome or uncomfortable	1.0%	2.8%	16.5%	35.8%	29.9%	14.0%
Q10-17. Other	66.7%	33.3%	0.0%	0.0%	0.0%	0.0%

(WITHOUT "DON'T KNOW")

Q10. People have various reasons that limit their participation in outdoor recreation. To indicate which, if any, reasons apply to you, please tell us if you strongly agree, agree, neither agree or disagree, or strongly disagree with the following statements. (without "don't know")

(N=1048)

	Strongly agree	Agree	Neutral	Disagree	Strongly disagree
Q10-1. I don't have time	7.7%	25.6%	27.9%	24.7%	14.1%
Q10-2. I don't have enough money	9.2%	16.9%	25.3%	28.3%	20.3%
Q10-3. I don't have anyone to go with	7.2%	21.3%	23.9%	29.0%	18.6%
Q10-4. I don't have adequate transportation	2.7%	4.5%	11.2%	34.6%	46.9%
Q10-5. It's too far to travel	6.1%	17.4%	25.0%	28.7%	22.8%
Q10-6. I don't have enough information	13.4%	32.3%	24.5%	18.1%	11.7%
Q10-7. I just don't want to	1.5%	5.3%	24.1%	30.3%	38.8%
Q10-8. I don't have skills or abilities	1.5%	10.3%	25.3%	32.6%	30.3%
Q10-9. I don't feel safe because of other people that go there	1.5%	5.4%	19.0%	35.1%	39.0%
Q10-10. I or a member of my household have personal health reasons	5.9%	16.6%	12.9%	27.3%	37.2%
Q10-11. I or a member of my household have a physical disability	5.6%	15.0%	10.7%	25.7%	43.1%
Q10-12. It's too crowded	1.9%	13.1%	29.9%	33.3%	21.9%
Q10-13. There are too many rules	1.3%	5.5%	24.4%	38.6%	30.3%
Q10-14. Recreation areas are poorly maintained	2.4%	7.3%	24.3%	41.8%	24.1%
Q10-15. I don't like outdoor pests, such as mosquitos	9.3%	27.9%	25.2%	21.6%	16.0%
Q10-16. I feel unwelcome or uncomfortable	1.2%	3.2%	19.2%	41.6%	34.7%
Q10-17. Other	66.7%	33.3%	0.0%	0.0%	0.0%

Q11. Do you feel that there are sufficient parks and green space areas within a 10-minute walk of your residence?

Q11. Are there sufficient parks & green space areas within a 10-minute walk of your residence	Number	Percent
Yes	407	38.8 %
No	538	51.3 %
Not provided	103	9.8 %
Total	1048	100.0 %

(WITHOUT "NOT PROVIDED")**Q11. Do you feel that there are sufficient parks and green space areas within a 10-minute walk of your residence? (without "not provided")**

Q11. Are there sufficient parks & green space areas within a 10-minute walk of your residence	Number	Percent
Yes	407	43.1 %
No	538	56.9 %
Total	945	100.0 %

Q12. Do you feel that there are sufficient parks and green space areas with a 15-minute drive of your residence?

Q12. Are there sufficient parks & green space areas with a 15-minute drive of your residence	Number	Percent
Yes	709	67.7 %
No	230	21.9 %
Not provided	109	10.4 %
Total	1048	100.0 %

(WITHOUT "NOT PROVIDED")**Q12. Do you feel that there are sufficient parks and green space areas with a 15-minute drive of your residence? (without "not provided")**

Q12. Are there sufficient parks & green space areas with a 15-minute drive of your residence	Number	Percent
Yes	709	75.5 %
No	230	24.5 %
Total	939	100.0 %

Q13. How important do you feel each of the following actions are to the future of Oakland County Parks and Recreation?

(N=1048)

	Very important	Important	Somewhat important	Not important	Not provided
Q13-1. Manage freshwater & stormwater resources to protect water quality & reduce flooding	70.3%	21.1%	3.3%	1.7%	3.5%
Q13-2. Deliver nature, education, & recreation programs that welcome everyone	48.6%	34.1%	10.3%	2.1%	5.0%
Q13-3. Reduce waste by recycling & composting	56.9%	26.2%	9.6%	2.9%	4.4%
Q13-4. Maintain roads, parking lots, & other park infrastructure	58.9%	31.2%	5.2%	0.9%	3.8%
Q13-5. Provide equitable access to parks & nature	54.2%	30.0%	7.4%	2.5%	5.9%
Q13-6. Buy land for new recreational facilities	26.1%	26.7%	29.1%	10.8%	7.3%
Q13-7. Plant native trees & forests to improve regional climate resiliency & reduce carbon	53.5%	27.0%	11.0%	3.9%	4.6%
Q13-8. Reach out to underserved communities with recreation programs & mobile recreation services	35.2%	31.3%	18.3%	7.9%	7.3%

Q13. How important do you feel each of the following actions are to the future of Oakland County Parks and Recreation?

	Very important	Important	Somewhat important	Not important	Not provided
Q13-9. Increase four-season recreation opportunities	37.2%	34.9%	16.6%	4.7%	6.6%
Q13-10. Make facilities accessible to persons of all abilities	51.5%	33.4%	8.8%	1.5%	4.8%
Q13-11. Develop new recreational facilities & amenities	27.6%	32.9%	24.1%	7.9%	7.4%
Q13-12. Renovate existing facilities to be carbon neutral & environmentally sustainable	31.4%	27.8%	21.1%	13.0%	6.8%
Q13-13. Make walking, biking, or transit connections with neighborhoods & other parks	39.9%	29.6%	17.3%	6.8%	6.5%
Q13-14. Manage natural areas to improve habitat & connectivity for wildlife	49.4%	32.5%	11.4%	1.5%	5.2%
Q13-15. Buy land for open space, trails, & the environment	31.1%	30.1%	20.1%	11.2%	7.5%
Q13-16. Reach out to local communities with support for parks, trails, & natural resources management	34.9%	36.9%	16.7%	4.9%	6.6%

Q13. How important do you feel each of the following actions are to the future of Oakland County Parks and Recreation?

	Very important	Important	Somewhat important	Not important	Not provided
Q13-17. Provide education about & experiences with local history	23.3%	35.9%	24.8%	9.0%	7.1%
Q13-18. Identify fiscally unsustainable facilities & assets & remove from service	24.2%	35.3%	24.2%	6.5%	9.7%
Q13-19. Invest in health & wellness of our communities with active outdoor programs	35.5%	37.8%	16.6%	3.4%	6.7%
Q13-20. Improve & add features to existing recreational facilities & amenities	30.2%	41.9%	16.9%	3.5%	7.4%

(WITHOUT "NOT PROVIDED")**Q13. How important do you feel each of the following actions are to the future of Oakland County Parks and Recreation? (without "not provided")**

(N=1048)

	Very important	Important	Somewhat important	Not important
Q13-1. Manage freshwater & stormwater resources to protect water quality & reduce flooding	72.9%	21.9%	3.5%	1.8%
Q13-2. Deliver nature, education, & recreation programs that welcome everyone	51.1%	35.8%	10.8%	2.2%
Q13-3. Reduce waste by recycling & composting	59.5%	27.4%	10.1%	3.0%
Q13-4. Maintain roads, parking lots, & other park infrastructure	61.2%	32.4%	5.5%	0.9%
Q13-5. Provide equitable access to parks & nature	57.6%	31.8%	7.9%	2.6%
Q13-6. Buy land for new recreational facilities	28.2%	28.8%	31.4%	11.6%
Q13-7. Plant native trees & forests to improve regional climate resiliency & reduce carbon	56.1%	28.3%	11.5%	4.1%
Q13-8. Reach out to underserved communities with recreation programs & mobile recreation services	38.0%	33.7%	19.8%	8.5%
Q13-9. Increase four-season recreation opportunities	39.8%	37.4%	17.8%	5.0%
Q13-10. Make facilities accessible to persons of all abilities	54.1%	35.1%	9.2%	1.6%
Q13-11. Develop new recreational facilities & amenities	29.8%	35.6%	26.1%	8.6%
Q13-12. Renovate existing facilities to be carbon neutral & environmentally sustainable	33.7%	29.8%	22.6%	13.9%

(WITHOUT “NOT PROVIDED”)**Q13. How important do you feel each of the following actions are to the future of Oakland County Parks and Recreation? (without "not provided")**

	Very important	Important	Somewhat important	Not important
Q13-13. Make walking, biking, or transit connections with neighborhoods & other parks	42.7%	31.6%	18.5%	7.2%
Q13-14. Manage natural areas to improve habitat & connectivity for wildlife	52.1%	34.3%	12.0%	1.6%
Q13-15. Buy land for open space, trails, & the environment	33.6%	32.5%	21.8%	12.1%
Q13-16. Reach out to local communities with support for parks, trails, & natural resources management	37.4%	39.5%	17.9%	5.2%
Q13-17. Provide education about & experiences with local history	25.1%	38.6%	26.7%	9.7%
Q13-18. Identify fiscally unsustainable facilities & assets & remove from service	26.8%	39.1%	26.8%	7.2%
Q13-19. Invest in health & wellness of our communities with active outdoor programs	38.0%	40.5%	17.8%	3.7%
Q13-20. Improve & add features to existing recreational facilities & amenities	32.7%	45.3%	18.2%	3.8%

Q14. In the past, what are ALL the ways you have heard about Oakland County Parks and Recreation?

Q14. All the ways you have heard about Oakland

County Parks & Recreation in the past	Number	Percent
Ads in a publication	326	31.1 %
Direct mail	275	26.2 %
Flyers & handouts	279	26.6 %
From friends, family, coworkers	583	55.6 %
Newspaper stories in print	226	21.6 %
Newspaper stories online	168	16.0 %
Oakland County Parks website	487	46.5 %
Radio stories	54	5.2 %
Facebook	364	34.7 %
Instagram	46	4.4 %
Twitter	8	0.8 %
YouTube	6	0.6 %
I haven't heard about Oakland County Parks & Recreation from any of these	104	9.9 %
Total	2926	

Q15. Please rate your satisfaction on a scale of 1 to 5, where 5 means "Very Satisfied" and 1 means "Very Dissatisfied," with the overall value your household receives from the Oakland County Parks and Recreation Commission.Q15. Your satisfaction with overall value your
household receives from Oakland County Parks &
Recreation Commission

	Number	Percent
Very satisfied	234	22.3 %
Somewhat satisfied	385	36.7 %
Neutral	238	22.7 %
Somewhat dissatisfied	70	6.7 %
Very dissatisfied	38	3.6 %
Don't know	83	7.9 %
Total	1048	100.0 %

(WITHOUT "DON'T KNOW")**Q15. Please rate your satisfaction on a scale of 1 to 5, where 5 means "Very Satisfied" and 1 means "Very Dissatisfied," with the overall value your household receives from the Oakland County Parks and Recreation Commission. (without "don't know")**Q15. Your satisfaction with overall value your
household receives from Oakland County Parks &
Recreation Commission

	Number	Percent
Very satisfied	234	24.2 %
Somewhat satisfied	385	39.9 %
Neutral	238	24.7 %
Somewhat dissatisfied	70	7.3 %
Very dissatisfied	38	3.9 %
Total	965	100.0 %

Q16. Overall, how would you rate the physical condition of ALL the Oakland County Parks and Recreation parks and facilities that you have visited?

Q16. How would you rate overall physical condition of Oakland County Parks & Recreation parks & facilities

	Number	Percent
Excellent	177	16.9 %
Good	587	56.0 %
Fair	126	12.0 %
Poor	18	1.7 %
Don't know	140	13.4 %
Total	1048	100.0 %

(WITHOUT "DON'T KNOW")

Q16. Overall, how would you rate the physical condition of ALL the Oakland County Parks and Recreation parks and facilities that you have visited? (without "don't know")

Q16. How would you rate overall physical condition of Oakland County Parks & Recreation parks & facilities

	Number	Percent
Excellent	177	19.5 %
Good	587	64.6 %
Fair	126	13.9 %
Poor	18	2.0 %
Total	908	100.0 %

Q17. What is your age?

Q17. Your age	Number	Percent
18-34	190	18.1 %
35-44	190	18.1 %
45-54	194	18.5 %
55-64	222	21.2 %
65+	215	20.5 %
Not provided	37	3.5 %
Total	1048	100.0 %

(WITHOUT "NOT PROVIDED")

Q17. What is your age? (without "not provided")

Q17. Your age	Number	Percent
18-34	190	18.8 %
35-44	190	18.8 %
45-54	194	19.2 %
55-64	222	22.0 %
65+	215	21.3 %
Total	1011	100.0 %

Q18. Counting yourself, how many people in your household are...

	<u>Mean</u>	<u>Sum</u>
number	2.8	2757
Under age 5	0.2	169
Ages 5-9	0.2	166
Ages 10-14	0.1	133
Ages 15-19	0.1	148
Ages 20-24	0.2	166
Ages 25-34	0.3	270
Ages 35-44	0.3	332
Ages 45-54	0.4	358
Ages 55-64	0.5	507
Ages 65-74	0.3	304
Ages 75+	0.2	204

Q19. Which of the following best describes your race/ethnicity?

<u>Q19. Your race/ethnicity</u>	<u>Number</u>	<u>Percent</u>
Asian or Asian Indian	89	8.5 %
Black or African American	144	13.7 %
American Indian or Alaska Native	7	0.7 %
White	774	73.9 %
Hispanic, Spanish, or Latino/a/x	48	4.6 %
Other	8	0.8 %
Total	1070	

Q19-7. Self-describe your race/ethnicity:

<u>Q19-7. Self-describe your race/ethnicity</u>	<u>Number</u>	<u>Percent</u>
Mixed	3	37.5 %
European	1	12.5 %
ROMANIAN	1	12.5 %
Hungarian	1	12.5 %
Multiple races	1	12.5 %
Jewish/Middle Eastern	1	12.5 %
Total	8	100.0 %

Q20. What is your household income?

Q20. Your household income	Number	Percent
Under \$50K	209	19.9 %
\$50K to \$99,999	274	26.1 %
\$100K to \$149,999	170	16.2 %
\$150K+	164	15.6 %
Not provided	231	22.0 %
Total	1048	100.0 %

(WITHOUT "NOT PROVIDED")**Q20. What is your household income? (without "not provided")**

Q20. Your household income	Number	Percent
Under \$50K	209	25.6 %
\$50K to \$99,999	274	33.5 %
\$100K to \$149,999	170	20.8 %
\$150K+	164	20.1 %
Total	817	100.0 %

Q21. What is your gender?

Q21. Your gender	Number	Percent
Male	512	48.9 %
Female	525	50.1 %
Other	4	0.4 %
Not provided	7	0.7 %
Total	1048	100.0 %

(WITHOUT "NOT PROVIDED")**Q21. What is your gender? (without "not provided")**

Q21. Your gender	Number	Percent
Male	512	49.2 %
Female	525	50.4 %
Other	4	0.4 %
Total	1041	100.0 %

Q21-3. Self-describe your gender:

Q21-3. Self-describe your gender	Number	Percent
Non-binary	2	50.0 %
Gender fluid	2	50.0 %
Total	4	100.0 %



Open-Ended Responses

Open-Ended Question Responses

Q1—“Other”: From the following list, please check ALL the Oakland County parks you or members of your household have visited over the past 12 months.

- Avondale Park, Rochester Municipal Park, Innovation Hills Park
- Bald Mountain
- Commerce Dodge Parks, Bryers Park.
- DAVID H SHEPHERD OAK PARK
- Dodge Park # 4, Grove Street Park, Marshbank park
- dog park/dog dock
- Farmington, Crammbrock
- FIREFIGHTERS PARK, SYLVAN GLEN, THELMA SPENCER PARK
- Friendship Park, Clintonville
- HAWTHORNE PARK
- Heritage park West bloomfield trail , online trail, arrowhead nature preserve trail , bike trail from west bloomfield to south lyons
- Highland rec proud lake. Pontiac, and the trail that used to be the rail road
- Highland Recreation and Dog Training Area.
- Holy recreation
- I go to the Oak Park municipal area a lot to exercise on the paved trails and swam at the pool in the summer several times.
- I live in a woodland area. With COVID risks, and being old and alone, I spend hours working in my woods.
- Independence Oaks
- Inglenook
- Kensington
- Kensington
- Lakeside Holly MI
- Lakeview park, Pavilion shore park
- local Troy Ozarks
- MARSH BANK PARK; BIRMINGHAM FARMERS MARKET; WALLED LAKE FARMERS MARKET
- Marshbank and Pavilion Shore parks
- Marshbanks park and Bloomer park
- Metro parks & city parks
- Normandy Oak in Royal Oak. Oakland county funds part of this park.
- Normandy Oaks
- Normandy Oaks
- Normandy Oaks
- Normandy Oaks
- Normandy Oaks
- Not this year.
- Orion dog park.
- Parks just not Oakland designated

- Pontiac Lake dog park. Please, please, please, put down pea gravel by the water spicket. Regular gravel doesn't work. Pea gravel will not affect your lawn mowers in any way. I will pay for it and do the work. Just write me a pass. Jeff. 248-310-1698
- Pontiac Lake Recreation
- Pontiac Park
- Rec center
- Red Run, Memorial Park
- Richardson Park & Center, Milford Central Park
- Riverside park in Auburn Hills
- Rochester Parks & Firefighters Park in Troy
- Shepard Park
- Stage Nature Center, Rochester Municipal Park, Royal Oak Arboretum, Rochester Hills Innovation Hill, Beverly Park, Auburn Hills River Park
- STONEY CREEK METRO PARK
- Stony creek, in Oakland county?
- The one in Royal oak, forgot the name.
- Try parks
- Waterford Nature Center, Hess Hathaway Park
- We use City parks.
- We used to camp until Covid started.

Q4-"Other": Please indicate if you or other members of your household have a need for each of the facilities listed below:

- Adult basketball for ages 40 plus.
- An indoor upscale flea market for all the small businesses in our community!! Like Ferndale's Rust Belt!! MANY small businesses I know would rent spaces for retail sales!! We NEED indoor public event areas to entertain!! Music festivals, holiday shopping, etc. Old Burks Lumber would be GREAT for that!!
- ATV
- Backpacking camping
- Bathrooms and decent walking trail. Better play area for neighborhood children.
- BICYCLE TRAILS
- Bicycling. Non ebike
- Bike trails
- Bike trails
- Bike/walking paths
- Community Gardens
- Cross country ski trails
- Cross country ski trails, groomed with walkers, dogs and horses prohibited.
- Foraging
- Free community nature focus classes
- Firepits for non campers

- Dog-friendly beaches with paddleboard and kayak rental; hiking areas (where bikes aren't allowed); other outdoor activities where [friendly, trained and well-behaved] dogs are allowed and dog owners are required to pick up after their dogs. Farmer's markets that have organic produce and are outdoor so that dogs are allowed. Safe community activities that are inclusive and welcome diversity, where inappropriate behavior is kindly addressed and racism is not tolerated.
- Handicapped parking spaces
- Highland Recreation and Dog Training Area
- Hooks to tie pets for dogs sitting at the water fountain.
- INDOOR PICKLEBALL
- INDOOR PLACE TO WALK IN WINTER
- indoor/outdoor volleyball
- Laundry area. Food vendors. Beach mat.
- More restrooms.
- NON MOUNTAIN BIKE TRAILS
- Oakland County shred day
- Outdoor community pools
- Outdoor skating
- Paved bike paths
- Paved bike paths
- Paved bike paths
- Pavilions near camp ground and the astronomy site for Oakland County Astronomy Club
- pickleball courts
- Playground equipment for handicap children/adults in all parks (metro parks to would be nice). walking paths & nature trails Assessable for wheelchairs / walkers why is it so hard to understand this?
- Playgrounds that are enclosed and accessible to disabled children
- Pools
- ROLLER SKATING PARK
- Running and biking trails
- Running trails.
- Shaded walking paths.
- shooting range
- shooting range
- Safety paths for horses and pedestrians along the gravel roads. Natural surface, just free of trip hazards and tree limbs, so we can get off the roads, cars are going fast, blind hills, it's dangerous
- SAND VOLLEYBALL COURTS
- Somewhere a senior can go to enjoy nature and movement. Rockers & swings, nature walks under trees, cabins for seniors.
- SPORT SHOOTING-CLAYS AND SKEET
- SWIMMING POOL FOR ROYAL OAK
- trails-snowmobile
- Walking trails
- We attended the river walk at Red Oaks for six weeks. It was twice a week for the six weeks. We really enjoyed it. I wish they would offer more weeks.
- X-country ski trails

Q7—"Other": Please indicate if you or other members of your household have a need for each of the programs listed below

- Bicycling non ebike
- Bike trails & even, level, scenic, safe walkways.
- COED golf league.
- E biking is becoming very popular some place to ride and see nature off the road. Trails that will accommodate the various classes of ebikes.
- Entertainment
- Farmington hills offers much
- firearm safety
- fitness
- Foraging
- Hiking
- Hiking
- Ice fishing
- INDOOR PICKLEBALL
- INDOOR WALKING
- Just want to hike.
- More horse trail opportunities please
- More Senior Activities
- Mountain biking trails at independence oaks
- Need more spaces that are Dog friendly nearby
- Opportunities for Patriotic events ... an idea.
- Pet friendly
- Pickle ball indoor and outdoor
- Pickle ball. Outdoor with organized drop in. Indoor opportunity
- Pickleball courts
- Place to fly small electric model planes
- Programs for elderly adults
- running and biking trails
- Shooting
- Skatepark
- Story time and swim lessons
- tennis and pickleball
- Tennis lessons
- Trails
- Walking paths
- Walking programs & outings for seniors.
- Wheelchair activities.
- Would be great to have more swimming pools and with better hours and accessibility
- Youth and Adult Performing Arts Programs

Q10—"Other": Barrier to Recreation

- can't drive
- Cost to enter parks. They should be free since I pay for them with my taxpayer dollars
- I have a closer and more convenient form of exercise out my front door
- I wish there were more swimming pools available in the area, like I said before.
- Limited options for homeschool programs and local programs to Royal Oak/Clawson area. Would love more early elementary programs where younger siblings could attend as well (mixed ages). Something available multiple times a month or during the mornings versus mid day.
- Most if not all items listed do not appeal to me ;outside of hunting and fishing. I believe there are plenty of city/township areas open for citizens to enjoy. I would rather see my hard earned dollars be used by the county for road improvement and other services that the local cities/townships do not offer or are not a necessary county endeavor . \$ could be better spent on main roads , sewer repair , etc., that local municipalities are not equipped to do. Short answer- TOO MUCH \$s wasted on non essentials.

- Not available, not made known
- Not enough signs or displays.
- NOTHING CLOSE TO ME
- Notice of event is not timely.
- Parking is a ways from actives and not good for disabled people Wish there was extremely close parking and or drop off areas for those of us that can not make the long walks
- Programs/facilities not offered nearby
- Sometimes it seems the staffs member I'm talking to doesn't know the program I'm interested in. O sometimes want to register for an event at another facility and the staff has no idea what I'm talking about.
- The Highland Dog Training area should not be open to trapping which may injure or kill a dog. What are you thinking by allowing trapping in a dog training area?
- The hours and or days that something is offered make it inaccessible for us.
- There is only one county park on the west side of the county and it lacks many activities because it has sub standard activities we use the metro and state parks in our area. We pay for county parks but we don't receive the benefits from them on the west side of the county.
- TYPICAL PLAY IN OUR YARD-GO TO PROPERTY UP NORTH

Q22—" Do you have any other comments or suggestions for improving Oakland County Parks and Recreation parks, facilities, and programs?"

- A large benefit of Oakland county compared to other counties/ states is the emphasis on local areas that are accessible by foot for dog walking/ play, outdoor space for kids to play, and the number of local parks/ school zones to do so. Personally, the continued purchase of recreational land and preserves is extremely important as population continues to increase and housing increases. As an avid hunter, I use wildlife rec areas (Holly), not county parks due to limited information and concern with hikers, dog walkers, etc.. I believe the county can improve their community relations by sharing the opportunities and raise awareness on benefits of each park. I believe with the continued drive for progress, the county needs to be careful on accessibility and features vs keeping the outdoor areas wild. Ex: don't pave trails, don't make 4 parking lots with gazebos and water slides. If the park is intended to be a nature preserve or wildlife area, keep it that way.
- Add more trees to Beaver Trail Park.
- Add swimming pools and ice rinks
- ADDISON OAKS CAMPGROUND AND PARK IS VERY NICE AND WELL MANAGED. PLEASE GET PICKLEBALL COURTS PAINTED AT BOULZN PARK AND DEDICATED. THIS IS A GREAT SPORT
- ADDISON OAKS NEEDS TO RENT OUT THE BUILDING NEAR THE ESTATE. COULD BE BRIDE AND GRROM SUITE
- Adequate handicapped parking adjacent to facilities.
- Advertise more.
- Advertising
- Advertising
- Advertising what services are available.
- All parks should be accessible for adults and children with disabilities.

- All parks should have a paved pathway to the water for wheelchairs and a few paved pads for the wheelchair to sit on at the beach. More accessible bathrooms with adult changing tables are also needed.
- An idea.....Independence Oaks has an abundance of fallen trees in the nature trails.....Perhaps a weekend for the public at minimal cost per load of wood (\$5.00, \$10.00 for example) could be taken per vehicle (ATV or ATV with trailer) to remove the wood would be a good idea in the fall to help clean the trails? This would clean up the trails and provide an additional income for the Parks and Rec Department.
- As a pastor I am interested for the children in my church and surrounding community.
- as a resident of Troy, I feel there is an active increase in the development of recreation facilities. We are an active family and enjoy using the facilities available and feel there is always room for improvement and a need for these facilities. As our children get older, their interests are expanding and a variety of activities, opportunities and facilities are extremely important to us.
- As an RV owner, I should be able to dump my Gray & Black water at any Oakland Co campground no matter if I stayed there (only for Oakland residents)
- Bathrooms! These are not mentioned anywhere in your survey
- Bathrooms, sinks to wash hands, garbage cans. Picnic tables or benches. Our neighbor is high dog population. Maybe a baggie stand for dog crap.
- Being single and female, it would be great to have programs that I would feel safe doing. I LOVE camping, kayaking, hiking and fishing but don't do as often as I'd like because of safety concerns or just not wanting to do it alone.
- Better advertising
- Better bathroom facilities and security. There are young kids that go making trouble and scare people away and leave garbage.
- Better maintenance of soccer fields at Catalpa Oaks.
- Better promotion of parks/facilities, amenities and events/programs.
- Better restrooms. Cleaner conditions. Better lighting for evenings, Better access for Seniors."
- Bring back the fire works at Addison Oaks. A great gathering for the community!!!
- Build a bathroom at Lyon Oaks for the soccer fields.
- Build good relationships and cooperative partnerships with other local community organizations and county services to increase the awareness, marketing and resources for the parks organization.
- bushes & foliage are overgrown making the enjoyment of the parks difficult
- Buy more green space. Do more in South Oakland County. Provide more paved bike paths.
- Buy the ymca in Auburn Hills and make use of that beautiful facility
- Catalpa Oaks has recently benefited from some renovation work and updates to its infrastructure, soccer fields, buildings, etc. However, the work is neither properly maintained nor monitored. You can do better.
- CLEANING UP ILLEGAL DUMPING NEEDS TO BE ADDRESSED--CLEAN RESTROOMS A MUST
- Clear walking paths of overgrown shrubs.
- Continue to work diligently to improve Oakland County Parks and Recreation facilities and programs for all Oakland County residents.

- Control invasive species. CISMA funding is good. Their outreach is excellent. Strengthen CISMA and outreach to land owners.
- Creating of more all natural, wildlife spaces.
- Cut the choking vines at the boat launches, they are killing the trees.
- Dan Stencil drove it to the ground. Waterford Oaks. Where are the slides? The toboggan run could have been utilized differently, not just tore up. BMX hardly open. May as well shut WOWP down. Nothing there. It's amazing it's as busy as it is.
- Decrease risk of tics
- Develop more mountain biking trails
- Disabled people are frequently not included in planning public access issues. This is not just an issue of complying with laws. The look on the face of my daughter when she realizes she is excluded due to physical obstacles is all telling. As is her face when she can participate.
- Diversity in hiring staff. DEI statement outward facing on y'all's website.
- Do NOT automatically close all the beaches etc. just because it is the day after Labor Day regardless of the weather! PLEASE consider waiting until the outdoor daytime temps are CONSISTENTLY starting to stay cooler. Sometimes it is in the 80s and higher after Labor Day and it is frustrating when all the beaches etc. closed just because of a day on the calendar regardless of weather.
- DISCOVERED LYON OAKS AFTER DRIVING PAST SIGNS ON I96 AND PONTIAC TRAIL, OTHERWISE UNAWARE OF OTHER COUNTY PARKS, DESPITE LIVING IN OAKLAND COUNTY MANY YEARS. OFTEN HIKING IN STATE PARKS, METROPARKS, AND CITY PARKS. ALTHOUGH I LIVE 2.5 MILES FROM GLEN OAKS, IT JUST SEEMED TO BE ANOTHER GOLF COURSE AND I NEVER ASSOCIATED IT WITH A SYSTEM OF COUNTY PARKS UNTIL SEEING IT ON A MAP GIVEN TO ME AT LYON OAKS, TODAY, WHEN I WENT THERE! ALTHOUGH THERE AREN'T ANY HIKING TRAILS AT GLEN OAKS, THAT SINGLE MAP SHOWED NEW PLACES TO GO, WHICH I HOPE WILL BE AS GOOD AS LYON OAKS. I WAS REMINDED THAT WE HAD USED WATERFORD OAKS AND RED OAKS FACILITIES, WHEN MY CHILDREN WERE YOUNG BUT THEN UNTIL NOW, I HADN'T THOUGHT OF THESE AS OAKLAND COUNTY PARK FACILITIES AS A SYSTEM
- DO NOT CLOSE DOWN RED OAKS GOLF COURSE.
- do not want to see Red oaks golf course taken away we need a nice place for beginners and older people to golf
- Do you use roundup or glyphosphates near or around the play areas? What are you doing to reduce the use of carcinogens in high-use and child-use area?
- Don't close Red Oaks!
- Don't provide more than you can maintain. Keep bathrooms, especially, well maintained. Oakland County Parks and Recreation staff should be encouraged to use the parks and facilities with their families often so that they can assess and report on the helpfulness, condition, and/or possible improvements as they appear in everyday use.
- Don't purchase any more land,, taxes are way too high now !
- Easier access to bathroom facilities, and availability.
- Everything on question 13 should be a priority! That would be amazingly helpful!
- Expansion of park system will only benefit our community. Protect more undeveloped land.
- Federal funding if possible

- Get beach mats. Get vendors with food.
- Get rid of the ticks that cause disease. Very concerning bc of Lyme disease
- GETTING THE WORD OUT THERE REGARDING OUTDOOR ACTIVITIES AT THE PARKS. I ONLY EVER KNEW WHEN I READ THE BULLETIN BOARD AT THE PARKS
- God help our Mother Earth ????
- Golf rates are too high for common man!!!!
- Great parks but I get an annual for the state parks for \$10-15. I have a hard time paying for a daily or annual to oak county parks. If the annual was \$10-15 I'd be more inclined to get one. In fact if it was \$10/yr. I'd definitely would get one. I've used the scouting programs when my son was a cub scout but he's now a boy scout. Our den/pack has also used the large group camping sites for cub scouts and the price was fantastic. I live about a 1/4 mile from Orion Oaks and have always wanted to go hunting there but after living here 17 years and owning a crossbow for 6 or so years I still haven't. Time is more of a factor on that but cost comes into play a it also
- Green space and conservation is so important to create and educate
- Groveland Oaks need more trees.
- Guessing parks are great, but not aware of all available
- Have signage to direct people to our great parks!!
- Groveland needs to change the number of walk-in full hook-up sites. It is IMPOSSIBLE to even get a full hookup site unless you have reserved it 11 months in advance. If you show up on the day the park opens you better be one of the first in line or you are out of luck for the entire summer. There are only 14 walk-in full hookup sites and this is the biggest complaint we hear from everyone we talk to. It appears more money could be made on walk-in sites as people tend to stay the entire season. TRUST ME THIS IS A HUGE ISSUE WITH THE CAMPERS AT GROVELAND!
- Have trips from local communities to Oakland County Park
- I am a Birmingham resident who uses the parks regularly. Oakland County should support municipalities who provide their own parks. All the County parks are too far away for me to use on a regular basis
- I am very unhappy with the signs independence oaks puts up in the winter prohibiting walkers from using the trail around the lake Walkers have to now share the trail w bikers during the summer so the trail should be shared by walkers and cross country skiers in the winter. We pay for an annual pass every year and walk the trails at independence oaks several times a week. We should not be restricted from our favorite trail in the winter because cross country skiers use it too
- I currently only utilize County parks for the dog park facilities. There are many more parks and "nature" spaces closer to my house and free. There isn't really anything to draw me to the county parks over my other options, that I know of.
- I DO GET CONFUSED WITH OAKLAND COUNTY PARKS, METRO PARKS ETC. IT WOULD BE NICE TO HAVE CONFORMITY WITH PRICING AND TABS, ETC. WE ARE FORTUNATE TO BE ABLE TO ENJOY OUR PARKS. I DO WISH THAT HOLLY OAKS DID NOT HAVE A RULE ON FLAGS ON ORV AND ATV. I JUST DONT WANT TO SPEND 100\$ QUAD IN ORDER TO RIDE. I DID GO TO THE MOUNDS IN GENESEE COUNTY-NOT A PLACE I WOULD RECOMMEND OR RETURN TO. SO I WOULD LIKE TO SEE THAT POLE AND FLAG RULE REMOVED IN ORDER TO RIDE AT HOLLY OAKS. OTHERWISE-IT LOOKS LIKE A GREAT PLACE TO GO

- I do know the Importance of “Walking Trail’s at my age its the Best exercise I do and I so appreciate a well tended walk way...Please see If you can add more to Oakland County and Mark them with signage of 1/4 mile & etc....Madison heights has Wonderful Walking Areas other Cities should follow suit.
- I don't even what's available. You need to provide information on the parks and the activities there.
- I DONT FEEEL THERE SHOULD BE ANY ENTRANCE FEES FOR OAKLAND COUNTY RESIDENTS THAT ARE ALREADY PAYING PROPERTY TAXES
- I enjoy Oakland County Parks and Recreational Facilities and Programs.
- I GOT MARRIED AT ADDISON OAKS PARK AND IT WAS VERY NICE
- I hate that the trails at Independence Oaks has been opened to bike riders. Makes it dangerous for people walking.
- I have not explored OCP. Our city has a lot to offer and we visit metro/state parks regularly.
- I hope you keep red oaks as a golf course. the county need a well operate and maintained 9 hole course some programs lose money and other makes money. the county can afford to keep it as is. cut back a bit in staffing and watering and you'll do well.
- I like the idea of keeping some significant percentage of the parks or parks undeveloped other than hiking trails.
- I enjoy a lot of what the local parks within biking or walking distance have around me such as the pavilion shore park and lakeshore park with biking, hiking, waterfront access and more. However I think that for the lakeshore park it could be improved and attract more people to it if more outdoor activities were developed within the large space that the park covers using the existing walking/multipurpose trails. I feel that within the lakeshore park disc golf could be easily and safely included along side the existing hiking trails and would provide another fun and relaxing thing to do in oakland county as a lot of the courses near me are greater than 15 minutes away. This course wouldn't have to be too fancy no holes longer than 300 feet and all par 3s. It could even be a shot course like 3, 6, or 9 holes with long and short tees or multiple tee pads from different angles to save money for the county but still provide a varied and fun experience for the course.
- I have great respect for Oakland Co leadership. After 36 years in Michigan, I still appreciate being an outsider (from rural Connecticut and New Hampshire) -- enjoying less reliance on monetary solutions, more on Mother Nature's ""wealth"" and imagination shared freely! My family has enjoyed great privilege and respect without expected financial resources (yet enjoying compulsive saving habits). Grown sons in federal leadership positions live those same values. I share this to underscore the BENEFITS of an old adage: ""LESS is MORE"". Live it! MORE Nature, outside learning, outside schooling, outside recreation. LESS indoor ""churning"" of devices... eating ""fake food"" and seeing ""them vs us"" everywhere. We ALL need to breath clean outdoor air while inhaling Mother Nature's healing powers. Our schools and our prisons need to seize this obvious gift! Yep, and Oakland County can become a showcase example. DO IT!
- I hope some of the staffing issues get better so you can get some of the programs back at groveland that were offered pre-Covid. I would love a play structure at highland oaks or rose oaks and would visit those parks frequently if one of them had one

- I KNOW A CHALLENGE, BUT WORK AT KEEPING STAFFED AS SOME PLACES CLOSE CERTAIN FACILITIES DUE TO LACK OF STAFF
- I LIVE IN BEVERLY HILLS AND HAVE A GREAT PARK-I LACK GOOD, SAFE BIKE TRAILS OR LANES TO GET OUT OF BH TO RIDE OTHER PLACES-WE DONT HAVE ANY SAFE WAY TO CONNECT TO OTHER SAFE BIKE TRAILS--THANK YOU
- I live in south Oakland County and while our local parks are good, it feels that most county parks are much further north so it'd be great if there were more options for green space/nature in this area (although I realize it's hard in more densely populated areas)
- I live near the Kensington Metro Park. There is no Oakland County Park near me.
- I LOVE SOUTHFIELD MICHIGAN AREA
- I Love the Addison Oaks Mountain Bike trail, but there are so many free hiking/biking options that paying 5.00 on top of the gas to get from where I live doesn't make a lot of sense. If an annual pass for an Oakland County resident was more affordable, I'd visit far more often
- I love the parks. It's great to have something bigger and better then what our local city can offer, but the Parks look old and outdated. I think you should invest more in what we have.
- I mentioned more community events. And an indoor event facility like Ferndale's Rust Belt for local small business owners!
- I never think of the parks because I never get any information about what's happening at the County parks
- I think promoting native plantings and removing invasive species is especially important.
- I use to walk at the park on 12 mile off Lashser. We went everyday. I love the park and esc programs. Skateboard park would be good.
- I USE TRAILS-IT SHOULD BE SAFE, WATCH FOR PEOPLE BY BICYCLE-THEY ARE TOO FAST-THERE SHOULD BE ENOUGH SIGNS FOR THEM TO YIELD TO PEDESTRIANS NOT THE OTHER WAY AROUND. DOG OWNERS SHOULD CLEAN AFTER THEIR DOGS. TRAIL IS NOT CLEAN THERE IS DEAD RAT ALL OVER AND DOG WASTE AND NO BATHROOM
- I very rarely hear about Oakland County programs. We would utilize as would many in my homeschool community if we knew about them. We as a whole community are always looking for activities to get involved in.
- I was not aware of most Oakland County Parks near me but found 1 within a 20 minute drive and another within a 25 minute drive. I'm most likely to use Metro Parks or Township Parks (Scarlet's Playground - which is either a township park or perhaps privately owned and Indian Springs Metro Park) because they are nearby and well maintained. I have looked at Youth Programs near me for my toddler (dance, swim, gymnastics, etc.) but the timing makes them unavailable for two working parents so I pay for private programs that have evening and weekend offerings. The Farmers Market is nice, but I haven't visited in a few years as it is also a 30 minute drive. I would be more likely to make a 20 minute for an event (art fair, car show, food truck rally) or for a very nice splash pad and kids playground area.
- I wish we had a community pool and fitness center.
- I would appreciate a focus on preserving as much natural habitat and wildlife as possible
- I would like food service reinstated at White Lake Oaks.
- I would like to have access to, or have information about, indoor walking tracks for winter
- I would like to receive more mail information on park and activities. With young kids I am always looking for outdoor activities. I didn't know of all these parks until I got this survey.

- I would like to see more events like orienteering, nature scavenger hunts and some classes on how to use an old fashion compass.
- I would like to see more notifications about the services offer thru Oakland County Parks and Rec. I am not aware of the parks listed or the choices of activities.
- I would like to see more programs at the Oakland County Market. I loved the cooking classes held a few years ago.
- I would like to see Orion Oaks Dog Park monitored better so the rules are followed and possibly put up cameras around so as to be able to speak to those whose dogs are behaving badly and hold those people responsible and also to be able to identify the vehicles they are trying to escape in
- I would like to see the parks and recreation be more inclusive. Include courses that resonate with minorities. Bus trips for younger adults not just seniors.
- I would like to see walking/bike paths along 32 mile road and also Rochester Road North and South of 32 mile road. We have a large trailer park with many kids living in them. It would be nice if they could access Addison Oaks without walking/riding on the two major roads. Ideally a access to the park from Rochester road would be nice (Walking/Bike Path no cars)
- I would like to use all the facilities if I was in better health
- I'm disappointed that the facilities (Oakland P&R) are not maintained. I live in Southfield and both the City Swimming pool and beach golf course have been allowed to deteriorate
- I'm concerned that the Red Oaks golf course is under consideration for being closed as I am there 1-2 times a week in the summer. Living in South Oakland County I am concerned that north Oakland County will get more opportunities as wealthier residents have gravitated there. I would like to see a trail corridor in south Oakland that would connect to trails system farther north-Royal Oak to Troy to Rochester Hills, etc.
- IM NOT QUALIFIED TO ANSWER BUT JUST FROM VIEWING, SOME WORK NEEDS TO BE DONE TO UPDATE OUR FACILITIES TO ATTRACT YOUNGER FAMILIES TO OUR COMMUNITY
- Improve and provide more trails at Lyon Oaks and increase the number of parks on the west side of the county. The county has many parks but they are not located on the western side.
- In all the parks the bathrooms are horrible. You guys need to have the outhouse people come out more often. Most of us just pee in the woods and that's probably not what you would want to hear. But there's that bad.
- In group camping sites there should be a bigger diameter fire pit . At Groveland when new fire pits were put in years ago they used same sized ones as regular single camper site and they removed one of the benches. in group sites we have up to 15 sites/ Family's camping so a bigger fire pit will allow more to sit around and enjoy. Please put the 3 rd bench back so we have more seating.
- In south oakland county, we are lacking & underserved by the Oakland County Parks. Catalpa Oaks should be made great soccer fields. It is good- it should be great. Another park with river rouge attributes should be developed. Red Oaks waterpark is very outdated & should be improved. In sum- south Oakland County is underserved. Driving north a few times a year is nice- but more parks where I live would be better.
- In southeast Oakland County, we have very few Oakland County parks--Catalpa Oaks being the closest. It is nice for what it has, but it is mainly soccer and baseball fields and a nice playground. After visiting parks in Central and Northern Oakland County, in addition to parks in Washtenaw

County, I would love it if Oakland County invested in land near urban centers to add more green space that could be integrated via trails and paths with neighborhoods. Places to look could include the fairly defunct business districts along 11 mile road in Southfield and Berkeley, Greenfield Road in Berkeley/ Oak Park.

- In summary, like I already mentioned, I would love more swimming pools and to have them more accessible to everyone. :)
- Indoor facilities for swimming and water aerobic. Small dog friendly dog parks. 9-hole golf courses. Green space. Too much building eating up green space
- Indoor facilities rental fees are too high.
- It would be a lot easier to get to our parks if there were more sidewalks and lighting. our evenings (when we have time for recreation) are very dark for much of the year. I have to drive in the dark in bad weather to reach my local parks in the winter.
- It would be great to know what you offer and where
- It would be more helpful if there were other avenues in which information is delivered (i.e. brochures, booklets etc. sent to mailboxes)
- It would be nice if you actually enforced the dog leash laws. My wife is afraid of dogs and have actually left parks shortly after arriving due to loose dogs.
- It would be nice to have farm animal exposure available for kids. ponies, lambs, calves, chickens, etc. petting zoo, pony rides, pony carts on some trails. not enough exposure close to home these days...
- It would be nice to have trails closer to my home
- It's imperative that QUALITY outdoor recreation programs are geared for susceptible populations such as tweens and teens. They need more social and interactive activities. Just because this age group is hard to program for doesn't mean it can't be done. Where has all the millage money gone?
- It's interested that cricket is mentioned in this survey. I don't like it...I LOVE IT
- ITS NICE TO HAVE THE PARKS. HOWEVER I AM NOT COMFORTABLE USING THE TRAILS ALONE- SEEMS UNSAFE
- Jen is great ??
- Just keep up the good work.
- Kayak rentals at independence oaks
- Keep lakes and beaches clean
- Keep making things accessible so my hubby can play with our kids
- Keep parks natural and focus on trails and natural habitat. Put the recreational facilities that have high-density group activities and kids activities close to town and keep it out of the parks. The blending of these loud and busy activities negatively impacts the quiet and natural setting that a park is supposed to be. You can put a playground, baseball and tennis, etc. anywhere, it doesn't have to go into the more remote parks because it's just generates more noise and traffic and longer drive times
- Keep Red Oaks Golf course as a Golf Course.
- Keep Red Oaks Golf course open!!
- Keep red oaks golf course, assist communities with park design

- keep red oaks as a golf course. Our tax dollars should be able to support any loss. It doesn't need to be developed into a passive park when you have civic center park nearby. Golf is an inter-generational activity and gets people outside. Red oaks is-great beginners course. You should offer golf lessons there. They always sold out when you did offer them. Let leagues play there it's a well maintained course. Your best one actually.
- Keep the green space. No more apartments or pop up stores, more walking trails
- KEEP THE PARK FREE OR AT LOW COST-MORE ETHNIC PROGRAMS AND FESTIVALS
- Keep the Red Oaks Golf Course!!!!
- Keep up the good work
- Keep up the good work on the golf courses. I believe they are very good value.
- Keep up the Good Work, remember it's all out doors, and Natural
- Keep waterford oaks water park open
- Know of better hiking trails
- Leave Red Oaks 9 hole golf course and promote both golf and footgolf.
- Less concrete...more nature.
- Less golfing. Less swings. More 'stuff' that serves more people.
- Limited facilities/opportunities in southeast Oakland County
- Limit the areas and trails where dogs are allowed so I can walk/run without having to watch where I am stepping. I also find many people that think it ok to let their dogs off leash on the more remote trails"
- Linking parks via hiking and biking trails would be great. Always in favor of expanding or acquiring more park land.
- Living in Royal Oak, most of the parks are too far away for me to use on a regular basis. I rely on the city parks so that I don't have to add an hour and a half of transit time just to go on a walk. I know it's because the parks were developed after most of our neighborhoods, but the park service seems to benefit the outer suburbs while the masses in the city pay the taxes. Show us your benefit without making us travel. Thanks! Amy Mauger in Royal Oak
- LOCAL COMMUNITY SWIMMING POOLS WOULD BE WONDERFUL
- Look to the west side of the state for a model of what parks should look like for modern facilities. The amount of parks in east Michigan is surprisingly few and far between. There are very few splash pads, very few with bathroom facilities that are clean, and very few with updated playground equipment.
- Love for Disc Golf to be put in at Lyon Oaks! Completely hate that the park has hunting and does culls occasionally.
- LOVE THE ANNUAL PASSES FOR OAKLAND COUNTY AND METROPARKS COMBINED. GREAT VALUE-THANKS! MAYBE SELL THEM OTHER PLACES TO GET THE WORD OUT TO PEOPLE WHO DONT ALREADY USE PARKS-ESPECIALLY NEW PARENTS? THANKS
- LOVE the Oakland County Parks, Best feature of the county.
- Love the programs and parks and facilities
- Lower the cost to get in or offer a sale time or some incentive like volunteer then get a free park pass.
- Lower the price for senior citizens to be able to get in
- Mailers like this are a great way to spread info about Parks and Reece

- Maintain them and provide updates
- Make access free or included with state parks license tabs
- Make better use of resources through communication. No need to buy more.
- Make it easier to obtain permits
- Make more affordable for low income.
- Make sure bathrooms are open. We need more indoor water parks.
- Make them available to everyone and affordable no matter the age gender health or disability or income be fair everyone Deserves to Enjoy the Great Outdoors No Matter What.
- Make them more Handicapped assessable
- Many events seem to be held in north Oakland County. 'Wish there were more in the southern part. Also... I love to walk but don't feel safe on wooded trails by myself. It would be great to have some kind of a "rent a park ranger for an hour" buddy system available. It would be a fun way to get to know the parks and trails.
- Maybe a booklet with all the seasonal activities you offer and cost.
- More accessible hours for farmers markets. I would like some to be open on Sundays.
- More animals and petting zoos please
- More areas with dog waste bags for the citizens to use.
- More availability of bathrooms in the "off" seasons
- More benches along trails would be nice, especially longer trails
- More camping options, especially in winter, plus more winter programming, and more hiking/trails events
- More camping...especially equine camping availability. You offer one weekend at Addison Oaks per year...and very late in the year. Could we have some availability for camping with horses at Rose Oaks or Highland Oaks?
- More dog parks.
- More driving ranges and golf courses
- More equestrian things! So many horse trails are being taken over by mountain bikes and it's not fair we can't go ride down sidewalks and sides of roads like they can.
- MORE GREEN SPACE, HIKING, CAMPING; NO MORE BUILDINGS OR GOLF
- MORE HIKING TRAILS FOR OFF LEASH DOGS; MORE MOUNTAIN BIKE TRAILS FOR ADVANCED RIDERS
- more info on programs. What is available. Would like to know where these are outdoor pickleball courts are?
- more low-cost or free programming for young kids or young families, especially in underserved communities
- More maps for location of and distance to the rest rooms.
- More open space. As much as possible
- More picnic areas
- More Security, for community safety
- More staff at Orion Oaks Dog Park
- More winter hours/activities/amenities, More visible information (website) on location of toddler-friendly vs child/adolescent playgrounds.

- Most of the Oakland County Parks are rather far away. In fact the Metro Parks are far away. The area where we live is really disappointing in that they refuse to allow sidewalks and have no parks and insist that they like their natural beauty and trees exactly the way it is (City of Bloomfield and Bloomfield Township). It is VERY frustrating for those of us that are younger with school age families and have to drive 20+ minutes to get to a park or running path. The City of Bloomfield's reason for no sidewalks is complete idiocy (they are a bunch of rich snobbish old people that just want to shut out the world - and not allow gasp undesirables from other communities on sidewalks in the area). In the mean time those of us with kids on bikes have to fear them riding on roads with cars going 60 mph (Kensington and Opdyke and Long Lake anyone???) to get anywhere. I know this is not a County Park problem but if we had parks nearby like Birmingham has this would be a lot easier for families to have kids go places for recreation. Instead we live in a recreation desert - if you live anywhere in the I-75/Square Lake area there are NO PARKS within 15-20 minute driving distance.
- Mountain bike trails at independence oaks
- My only comment as it affects my needs personally, is to continue providing the facilities at Red Oaks Golf Course. No other Oakland County golf course is nearby in SE Oakland County. We lost Normandy Oaks golf course and since then, have relied on Red Oaks at least once a week for our small golf league.
- My grandson was visiting today from Texas and we passed two parks I have not been to due to a detour. I don't have a park sticker and I didn't stop because I would have to pay. It would have been nice to take a look at it. It was Waterford Oaks and another one on the same route. So today I went to Belle Isle and both museums were closed on a Wed. Afternoon. So he is mostly happy to play a internet game in the bedroom. Too bad.
- Need better access to amenities from SE oakland county. We don't have nearby camping or beaches / water access. Could start with bussing from this area while looking for other options to bring more amenities to this area directly. Keep Red Oaks waterpark. Remove Red Oaks golf course.
- Need more parks like stoney creek but in northern Oakland county
- need more sidewalks and trails. all homes & neighborhoods should connect. Need enforcement and penalties is sidewalks and paths are not maintained yr. round
- Need to be more informative get the word out
- New parks and walking trails should be in closer proximity to older, established neighborhoods so they are more easily accessible to seniors and young families. Golf course fees should be reduced for seniors! They are some of the highest in the area for public courses.
- Nicer parks in Hazel Park especially south of 9 mile
- Oakland County Parks are extremely awesome.
- Oakland County Parks recently increased the cost of golfing at its courses. I believe the dramatic increase is unjustified because 1) the Parks courses are already subsidized by taxes we pay (which I believe were also recently increased); 2) Oakland County Parks further raises revenue through park admission fees/stickers and; 3) they are out of line with similar courses (e.g. Metroparks courses). Accordingly, I have not played a Oakland County Parks course since the price increase.
- OCPR have continually improved over the years.

- open more parks for kids ages 1-10yrs. I have 3 children and no where to take them because everyone charges too much money. Have a kid-friendly free waterpark or something free for kids to do when parents can not afford Oakland County Parks.
- Open the waterslides at waterford oaks
- Open up Independence Oaks trails for mountain biking! Currently there are only the paved trail and one loop around the lake. The other trails would be great for mountain biking and bring a lot of people to the park.
- Open up the water stations!!!! I if you don't want to have drinking fountains that's fine. But I need to have access to drinking water to refill my water bottle! Especially true when I hike 10 miles. Super frustrating. And Covid is not an excuse. The National Parks only have filling stations and do not sell bottled water.
- Orion oaks basketball hoops could use an upgrade. I love the trails
- Parks was a life saver during the pandemic. we hikes & biked. Independence is our favorite in terms of amenities. it would be wonderful to have more nature programs offered
- Personally I'm fine even though I've not frequented the parks in a long time ...my only concern is Oakland county budget wisely and maintain our resources
- Photography classes
- Photography outings, craft, cooking or activity workshops would all be appreciated and better notice of the events as well.
- Pickle ball is used by all ages and growing faster than any other.
- Pickleball in northwest Oakland county.
- Plant more trees and let the underbrush grow. It's beautiful to see wildflowers and the wild foliage grow!
- Please add more disc golf courses. At least 9 hole courses but the more holes the better. People come from all over to play disc golf and would be willing to pay the daily park entrance fee, especially if it's at least 18 holes :). Also, having volunteer beautification days where people could help clean up various parks would probably go well.
- Please do not close red oaks golf course. I have a dog and walk in my neighborhood and don't need another walking park. I need a golf course and this one is very well maintained and is usually busy. Please keep this course
- Please expand programs and advertises it as we have nice parks in oakland county
- Please fix the big water slide at Waterford Oaks!
- Please give our city (Madison Heights) more county resources. It seems as though we are left out of the nicer advancements and our residents both young & old need more activities.
- Please improve the dog training areas. Also, please post signs telling people dogs are off leash and to enter SLOWLY. We witnessed YOUR outhouse check people fly into the parking lot in a dog training area. Way, way too fast! outrageous!!!!!!
- Please keep golf courses open i.e.. Red Oaks
- please keep our parks clean and our roads foxed (too many pot holes.)
- Please keep Red Oaks a golf course!
- Please keep Red Oaks a golf course.
- Please keep the Red Run parks open (water and golf) they are a welcome asset and amenity for the S/E corner of Oakland county

- Please keep up the horse facilities and beaches we literally live for both
- PLEASE PAVE THE WALKING TRAIL AT CASAYA OAKS PARKS-THE CRUSHED STONE CREATES A LOT OF DUST AND GETS IN MY MOUTH AND NOSE AND ALL OVER MY CLOTHES AND SHOES
- Please update the baskets at addison oaks disc golf park. Also create more disc golf courses within oakland county parks.
- Pontiac Lake dog park needs pea gravel by the water pump. I will do it. Just give me a written pass. 248-310-1698.
- Preserve Red Oaks Golf Course!
- Programming at Wint Nature in particular has been outstanding! I wish more frequent programming could be offered. Communication to promote programs- especially at Wint Nature Center needs to be more frequent as I often feel I only hear about right before events occur. Also, we would love to see more trails developed or opened up for mountain biking at independence oaks."
- Provide an ATV park for 4 Wheeler's.
- Recently moved back from Toledo, and the parks here compared to there are wholly disappointing. Everything costs, everything is so far away, all in all inaccessible.
- Red Oaks- would like better connection of trails from Nature Center to one that goes along the dog park and water park.
- Red Oaks golf course is the ONLY Oakland County golf course in southern Oakland County. Do NOT, repeat Do Not remove it. Normand Oaks park is close by for those who wish to walk it's paths. Red Oaks Nature Center has good walking paths as well. Closing Red Oaks would impact hundreds of people in a very negative way.
- Recycling is important but we should also look at REDUCING waste. We should initiate programs that limit the amount of waste retail products can have. This waste eventually just finds it's way to our waters and lands, specially single-user plastics (which are not recyclable). Styrofoam, for example, is one of the worst products in the world, and we don't recycle it in Michigan. No wonder we find it everywhere on every trail. Also, electronic recycling is important. Dumping new TVs every Christmas to landfill is a huge environmental hazard."
- Red Oaks is the only 9 hole public golf course close to us. My family & friends go at least once, sometimes twice, a week to this course during the seasons which it is open. It is reasonably priced, very close to home and they can go after work and get 9 holes in. This park is VERY important to our family and basically the only Oakland County park we use.
- Reduce Golf rates for seniors. You raised it way too high last year. You are not competitive with the current market. Private and Metro Park Golf for seniors is less than \$30. Your Golf Rate for seniors at Springfield Oaks is \$40.
- REINSTATE BOAT RENTALS AND SKI RENTALS; ANOTHER REST ROOM; RENT PONTOON BOAT
- re-open Holly rec center septic dump station
- Restore and protect the natural habitats even if that means limiting the number of people
- Run it like a business not a government program . Get rid of Bureaucrats.
- SENIOR ACTIVITIES
- Since I am the least likely to damage or use such facilities, and have paid taxes longest...I should get in for free for encouragement!
- Skateparks are a good thing. Always wish Clarkston had one growing up.

- So appreciative of what we have- thank you!
- So far we love them and would just like to make them a little more dog and kid friendly and have some adult / parent only festivals with alcohol.
- Sometimes facilities may not seem financially smart to keep operating...but sometimes the value to a community is greater than the positive/negative cost equation. Thank you for the fine facilities we have in our county. Keep up the good work!!
- Stop focusing so many parks in the far North of Oakland County. Yes they have more land but they have very few people. SE Oakland County is where the real population is and there is just a Waterpark and some soccer fields. A 9 hole golf course does not count, it's not a park, it's a golf course.
- Stop spending my tax dollars on stupid crap!
- Stop the wasteful spending on things that are not needed or important
- SUPERVISED ACTIVITIES OUTSIDE MORE FREQUENTLY
- Sustainability is king! we need parks to show the people of our future how important it is to take care of what we have. Provide recycling option- don't sell plastic water bottles/other products. Provide composting site for people who bring food/other disposables. Nature comes first!
- Text or emails about current activities at Oakland County Parks.
- Thank you for conducting this survey and thinking strategically to keep our Parks and Rec programs and facilities relevant and up to date. Make sure existing programs and facilities are the best they can be before expanding but expand where there are real gaps and need especially to meet demands of environmental sustainability
- Thank you for maintaining our wonderful Oakland County Parks.
- THE CITY OF TROY SENDS A MAGAZINE PERIODICALLY THAT ALLOWS ME TO LEARN ABOUT ACITIVITIES. I THINK OAKLAND COUNTY SHOULD DO THIS OR EMAIL RESIDENTS SO THAT WE ARE IN THE KNOW ABOUT UPDATES AND ACTIVITIES
- The county really needs to enlist the services of a trails professional. The organization doesn't have deep institutional knowledge of trails, trail use trends, trail planning/design/construction, etc. Please reach out to Dan DeLoof at Kent County Parks to hear about the early work (they are just getting started) they are doing to support trails developments.
- The dilapidated house OCPR owns on Sashabaw Rd outside Independence Oaks is deplorable and an insult to our community. It has been years with no maintenance. It wasn't that bad when you bought it. Also your inability to have food service available at White Lake Oaks and Springfield Oaks golf courses means I golf a lot less there. I am not interested in a hot dog, I like a meal with friends after golf. Some of your rules at the golf courses, like tee times and rain checks are also below what other providers offer. I like your courses, but don't go there as often because of these items. I used to go there a lot more.
- The parks service is very good, but we could always use more parks and Rec. services and spaces.
- The rental equipment available through the Parks Department is AMAZING as is the staff you provide. I work at an area library and we've used equipment several times this summer, with each being awesome. Helpful, pleasant, and professional staff too. GREAT job!

- There are so many abandoned blighted shopping centers in Oakland County. Too bad they cannot be razed and returned to nature. We need more green infrastructure. We need less light pollution. We enjoy the parks very much.
- There needs to be more of an emphasis on Greenspace. Too many of our cities here, especially Rochester Hills, are becoming overly crowded and building everywhere. It's becoming a cement city & driving the wildlife into the streets.
- These are parks, keep them more natural and less built-up. They are not amusement parks or a place to drop off the kids unsupervised. Let families learn more about the natural beauty of our beautiful natural parks together.
- Told family, friends, & your staff, what a wonderful time we had @ the picnic & boating outing you provided for the physically challenged. . . My husband didn't believe that it only cost \$10. each??. Would like to see it expanded to include a movie, or music &/or star gazing & dampers etc. It really was one of the highlights of my summer?! (no vaca past few years) Thanks so much! Corinne Latcha
- Ticket the ones that are destructive and/or trash the parks.
- too many cars
- Top priority-connect OC Parks with State Rec Areas and Huron Clinton Metroparks with bike/walking trails. Lots more potential together than as separate islands.
- Trail maintenance is important. Rose Oaks is doing a great job.
- This is what I want my taxes to go towards. I will vote for any funding for our local parks. I would like to see more job postings for positions that don't require a college degree. Please encourage more family community events (especially fairs) at parks and allocate more towards an advertising budget. Our family enjoys going to an event a weekend when the weather is nice. We will seek out events even if we have to travel. A good recent example was the Stony Creek Art Fair. They had local vendors, food trucks, the conservancy tent mentioned earlier (<https://hereformioutdoors.org/>), and room for the kids to run around and play. We had a great time and it was well worth the 40 minute drive. I believe we heard about it here <https://www.oaklandcountymoms.com/weekend-events-metro-detroit-26719/> . I would sign up for a mailing list that advertised events like these. Innovation Hills in Rochester park has an incredible play area for kids. That draws people. I would love to see more creative and elaborate play areas like that for children in parks in western Oakland County.
- Trails to be maintained better in winter for walkers at red oak nature center
- Trails, specifically biking are what my household is interested in. We primarily mountain bike, but also road bike. I'd like to be able to easily / safely get to parks by bike.
- Trails, trails, trails. More stuff in south Oakland. Driving to Clarkston is a long way away — better to go to a metro park.
- Trash in Schroeder Park (Troy) (I don't know that this falls under OC) during the school year is unruly. Receptacles that are present and maintained are definitely needed to protect the natural environment.
- Try not to duplicate other services such as bus transit for elderly or underprivileged. or funding items that could get veterans funds. keep paths unpaved for the equestrians. not every path needs to be stroller or wheelchair accessible as long as major spots are, such as those that host the most community events.
- try to add more

- Update playgrounds, repair picnic tables, maintain beaches. Need waterpark near Clarkston, indoor/outdoor ice rink and a skate park.
- UPDATED, CLEANER RESTROOMS
- Upgrade existing golf and driving range facilities.
- Walking and biking trails that connect county, city and state parks is a priority.
- Water aerobics for seniors
- We are residents of a Bloomfield Hills. There are no playgrounds in our area that are not Public Schools. We frequent parks in Birmingham, Beverly Hills and Rochester. It's upsetting to live in such a beautiful community with no local parks for kids and adults to enjoy. I'd love to see more splash pads for kids in Oakland county parks and rec.
- WE CARE FOR THE WILDLIFE AND WILL CONTINUE TO SUPPORT NATURE AND ANIMALS. WE ARE LUCKY TO HAVE OAKLAND COUNTY PARKS REC AND WILL CONTINUE TO SUPPORT IT
- WE DONT KNOW YOU'RE THERE. YOU SHOULD ADVERTISE IN LOCAL MEDIA-FREE MAILED VENUES LIKE LOCAL SHOPPING PUBLICATIONS. WE WOULD USE THE FACILITIES IF WE KNEW WHERE THEY WERE AND WE'D SUPPORT THEM IF THEY HAD VALUE
- We enjoy parks programs but are typically involved in our townships parks. If Oakland County ran programs events already, then I didn't know they existed.
- we frequent parks in our area, but most are state, metro or city owned. I didn't know the county had its own system.
- we have used the parks by our location for yrs. All of the children played soccer and used the play areas when young. Now I use a lot of the trails and my grandchildren use the playgrounds.
- We live in Highland Township. Our community is underserved.
- We Love Indian Springs
- We love our Oakland County Parks, and our Metro Parks. I see more activities for kids at the Metroparks than at Independence Oaks. I would sign up for more activities for my kids if 1) they were advised better, and 2) the few I have seen at IO were at times that didn't work for us. I'm hoping to be able to participate in more this year. Buy we seem to find out about events at Indian Springs Metroparks more than at Independence Oaks.
- WE LOVE THE ADAPTIVE REC DANCES AND EVENTS-WOULD LIKE MORE
- We must do all we can to learn more about climate change and focus on protecting our environment.
- We need a pool in northern Oakland county!!
- we need affordable before & after school programs, summer camps, also access to tennis and swimming. Mobile units are vital and collaborating with grassroots organizations.
- We need better transportation and better playground equipment. More programs that cater to toddlers.
- We need more facilities in Southfield.
- We need more pickleball courts in Waterford. I have to drive 30 minutes to use one.
- We need more walking and bike trails
- We really need water fitness programs.
- WE RECEIVE MORE INFORMATION REGARDING WEST BLOOMFIELD PARKS AND PROGRAMS THAN OAKLAND COUNTY-WE WOULD PARTAKE IN OAKLAND COUNTY PROGRAMS IF WE KNEW MORE ABOUT THE PROGRAMS-GIRL SCOUTS, BASEBALL, GOLF, FISHING, CAMPING, SOFTBALL

- We take our grandchildren to city parks.
- we used Oakland County Parks for our children and now our grandchildren. Exercise, nature walks, picnics, biking, sledding etc.
- We were very disappointed to find that Optimist Park off Elizabeth Lake Road no longer has any play structure.
- we will be moving to Crooks & South Blvd shortly. I was disappointed to see there is a limited # of County Parks in that area
- We would like better information on services and events at our parks. I feel lucky being so close to so many parks.
- When comparing private RV parks with Oakland County Park Camping, the price is too high for the quality of the campground. We have visited the campgrounds and reviewed the areas with Full Hookups and would rather go to a private campground than pay the Oakland County price for it's campground.
- WHEN COVID IS OVER, WE WILL GO TO THE PARK CLOSE TO KENSINGTON-FURTHER ALONG 696- --LOVE THE PETTING FARM
- WHEN MY HUSBAND WAS ALIVE, WE VISITED PARKS QUITE OFTEN. I HAVENT BEEN SINCE HE PASSED AWAY
- Wish areas were better maintained and that staff was available to ask questions
- WITH COVID AND OTHER PERSONAL REASONS, WE HAVE BEEN UNABLE TO GET OUT TO THE PARKS DURING THE CURRENT YEAR. THUS, I FELT THAT THIS WAS BEING DONE TOO SOON. BUT THEN AGAIN I GUESS WITH THAT IN MIND MANY OTHER FAMILIES FEEL THE SAME WAY
- would like to see better designation for trails- I have been coming to the park for many years and hiking trails are often used now by bikers which makes it dangerous for hiker and impacts the condition of the trails. It used to clearly read no bikes on certain trails but I don't see it anymore. The recent trail improvements have been great.
- Would like to see more hiking/walking options. Very pleased with improvements to cart paths at White Lake Oaks.
- Would like to see there be a combined metro and county park pass at a reasonable rate.
- Would love to see kayak, snow shoe and cross-country ski rentals again.
- Would love to see more camping (tent or wilderness specifically) and more mountain bike trails like Addison Oaks.
- Would love to see slides added back to Waterford oaks
- Y'all's are doing alright.
- Yes. I hate the way the parks have limited fishing areas. I love Doge Park In Waterford. I used to be able to access every part of the park to fish, that was a non swimming area. Now a prime fishing area is being designated a dog beach without consulting the patrons of the beach. The ranger of the park harassed a friend and myself constantly about this new area of the park. I am a paying patron who utilizes the park. Dogs should have spaces away from the beach goers and patrons due to sanitary reasons. This needs to be relocated to another area. Or put to a vote. I'm all for dogs spaces but plan them according to who frequently traffic's the space and how it is normally utilized.
- Yes. Increase public transit access. You shouldn't need a car to access our public parks. Develop more parks & facilities in southeast Oakland County, where the majority of the population lives.

- you are doing a great job maintaining your parks & recreation parks. That is why I moved here from Wayne County!
- You can't be everything for everyone, unfortunately...Focus could be very different depending on location.
- You could create an email listserv that people can choose to sign up for to receive news about upcoming activities in the parks and put it on the Oakland County parks website. I never know when/where things are going on and I want to make sure it's not too crowded so there is room for social distancing. Safety is also very important to me as a single person.
- You have been raising prices, so they are higher than private facilities. You are forcing many of us to go to other facilities.
- You have done a wonderful job in the past keep up the good works, no more golf courses please
- You need to have your parks spaced out better. To many in the Royal Oak area.
- Your golf courses are overpriced! \$40 for senior golf right after receiving additional property taxes revenues is insulting to residents. Several courses do not even have a driving range nor bar/ restaurant. My group uses many courses in Oakland County and Oakland Counties courses are the most over price considering the tax money they receive. Springfield Oaks in particular is in bad condition and not being attended to. The staff is great but they do not schedule nor implement the repairs that are needed.
- Your golf prices are high compared to similar courses locally. Your courses are subsidized thru the Parks mileage yet cost significantly more without equal amenities(driving ranges, grills for food and drinks). Springfield Oaks in particular is in terrible condition.



Survey Instrument



2800 Watkins Lake Road • Bldg 97W
Waterford, MI 48328-1917
248-858-0906 • 1-888-OC PARKS
OaklandCountyParks.com

Dear Oakland County Resident,

Your response to the attached/linked survey is very important.

The Oakland County Parks and Recreation Commission is conducting a comprehensive park and recreation needs assessment survey. The results of this survey will be used to establish priorities for improvements to our park system, which will be included in our 5-Year Parks and Recreation Master Plan. The Oakland County Parks comprises 7,000 acres of parkland including trails and open space, golf courses, waterparks, dog parks, nature centers and campgrounds. Your household was one of a limited number selected at random to receive this survey, therefore it is very important that you participate. We greatly value your time and feedback.

We have selected ETC Institute, an independent consulting company, as our partner to administer this survey. They will compile the data received and present the results to the Oakland County Parks and Recreation Commission later this year. **Your responses will remain confidential.**

We expect this survey to take approximately 10-15 minutes to complete, however, each question is important. The time you invest in completing this survey will help us take a resident-driven approach to making decisions about the future of our county park system.

Please return your completed survey in the enclosed postage-paid envelope addressed to ETC Institute, 725 W. Frontier Circle, Olathe, KS 66061. If you would like to take the survey over the web, the address is oaklandcountysurvey.org.

If you have questions, please feel free to contact Donna Folland, Parks and Recreation Planning Supervisor, at follandd@oakgov.com or 248-736-7809.

Sincerely,

Chris Ward
Parks and Recreation Director

The Oakland County Parks and Recreation Commission:

Gary R. McGillivray - Chairman, J. David VanderVeen - Vice Chairman,
Ebony Bagley - Secretary, Christine Long - Executive Committee Member
Yolanda Charles, Amanda Herzog, Andrea LaFontaine, Jim Nash, Nancy L. Quarles, E. Lance Stokes
Chris Ward - Parks Director

Oakland County Parks 2022 Community Needs Assessment

Your input is an important part of the Oakland County Parks and Recreation Commission's ongoing efforts to provide quality parks, recreation, and other services for Oakland County residents. This survey will take only 10-15 minutes to complete. When you are finished, please return your survey in the enclosed postage-paid, return-reply envelope. You may also complete the survey on-line at oaklandcountysurvey.org.

Parks

- 1. From the following list, please check ALL the Oakland County parks you or members of your household have visited over the past 12 months.**

- | | |
|---|--|
| <input type="checkbox"/> (01) Addison Oaks | <input type="checkbox"/> (10) Oakland County Parks event or programs at community location |
| <input type="checkbox"/> (02) Catalpa Oaks | <input type="checkbox"/> (11) Orion Oaks |
| <input type="checkbox"/> (03) Glen Oaks | <input type="checkbox"/> (12) Red Oaks |
| <input type="checkbox"/> (04) Groveland Oaks | <input type="checkbox"/> (13) Rose Oaks |
| <input type="checkbox"/> (05) Highland Oaks | <input type="checkbox"/> (14) Springfield |
| <input type="checkbox"/> (06) Holly Oaks | <input type="checkbox"/> (15) Waterford Oaks |
| <input type="checkbox"/> (07) Independence Oaks | <input type="checkbox"/> (16) White Lake Oaks |
| <input type="checkbox"/> (08) Lyon Oaks | <input type="checkbox"/> (17) Other: _____ |
| <input type="checkbox"/> (09) Oakland County Farmers Market | <input type="checkbox"/> (18) None; we do not use any Oakland County parks or facilities |

- 2. Which of the parks from the list above does your household use MOST OFTEN?**

1st: _____ 2nd: _____ 3rd: _____ 4th: _____ NONE

- 3. In the past 12 months, how often have you or other members of your family visited one or more of the Oakland County Parks and Recreation parks listed above?**

- | | |
|--|---|
| <input type="checkbox"/> (1) I have not visited an Oakland County park in the past 12 months | <input type="checkbox"/> (4) Once a week |
| <input type="checkbox"/> (2) Less than once a month | <input type="checkbox"/> (5) 2-4 times a week |
| <input type="checkbox"/> (3) 1-3 times a month | <input type="checkbox"/> (6) More than 5 times a week |

4. Please indicate if you or other members of your household have a need for each of the facilities listed below by circling either "Yes" or "No." If "Yes," please rate how well the needs of your household are currently being met in Southeast Michigan using a scale of 1 to 5, where 5 means all (100%) of your needs are being met and 1 means none (0%) of your needs are being met.

Facility			100% Met	75% Met	50% Met	25% Met	0% Met
01. Adult fitness equipment	Yes	No	5	4	3	2	1
02. Archery range	Yes	No	5	4	3	2	1
03. Banquet facilities	Yes	No	5	4	3	2	1
04. Baseball and softball diamonds	Yes	No	5	4	3	2	1
05. Beaches	Yes	No	5	4	3	2	1
06. Boating and fishing areas	Yes	No	5	4	3	2	1
07. Camping areas and cabins	Yes	No	5	4	3	2	1
08. Canoe and kayak launch sites	Yes	No	5	4	3	2	1
09. Disc golf	Yes	No	5	4	3	2	1
10. Dog parks	Yes	No	5	4	3	2	1
11. Equestrian centers and facilities	Yes	No	5	4	3	2	1
12. Farmers markets	Yes	No	5	4	3	2	1
13. Golf courses – 18-hole	Yes	No	5	4	3	2	1
14. Golf courses – 9-hole	Yes	No	5	4	3	2	1
15. Golf driving ranges	Yes	No	5	4	3	2	1
16. Hunting areas	Yes	No	5	4	3	2	1
17. Indoor aquatic centers	Yes	No	5	4	3	2	1
18. Indoor event rental space	Yes	No	5	4	3	2	1
19. Indoor ice rinks and arenas	Yes	No	5	4	3	2	1
20. Indoor recreation centers	Yes	No	5	4	3	2	1
21. Natural areas and open space	Yes	No	5	4	3	2	1
22. Nature centers	Yes	No	5	4	3	2	1
23. Off-road vehicle areas	Yes	No	5	4	3	2	1
24. Outdoor basketball courts	Yes	No	5	4	3	2	1
25. Outdoor pickle ball courts	Yes	No	5	4	3	2	1
26. Outdoor tennis courts	Yes	No	5	4	3	2	1
27. Picnic tables, grills, and benches	Yes	No	5	4	3	2	1
28. Outdoor pavilions to rent for events	Yes	No	5	4	3	2	1
29. Playgrounds	Yes	No	5	4	3	2	1
30. River access for canoeing, kayaking	Yes	No	5	4	3	2	1
31. Ropes courses	Yes	No	5	4	3	2	1
32. Sledding hills	Yes	No	5	4	3	2	1
33. Splash pads and spray parks	Yes	No	5	4	3	2	1
34. Sports fields – soccer and cricket	Yes	No	5	4	3	2	1
35. Trails – equestrian	Yes	No	5	4	3	2	1
36. Trails – hiking	Yes	No	5	4	3	2	1
37. Trails – mountain biking	Yes	No	5	4	3	2	1
38. Trails – accessible	Yes	No	5	4	3	2	1
39. Waterparks and waterslides	Yes	No	5	4	3	2	1
40. Zip lines	Yes	No	5	4	3	2	1
41. Other: _____	Yes	No	5	4	3	2	1

5. Regardless of their currently availability in Southeast Michigan, which FOUR of the facilities listed above are MOST IMPORTANT to your household?

1st: _____ 2nd: _____ 3rd: _____ 4th: _____ NONE

6. In which **FOUR** of the facilities listed on the previous page do you and other members of your household currently participate **MOST** that are offered by Oakland County Parks and Recreation?

1st: ____ 2nd: ____ 3rd: ____ 4th: ____ NONE

Program Needs

7. Please indicate if you or other members of your household have a need for each of the programs listed below by circling either "Yes" or "No." If "Yes," please rate how well the needs of your household are currently being met in Southeast Michigan using a scale of 1 to 5, where 5 means all (100%) of your needs are being met and 1 means none (0%) of your needs are being met.

Program			100% Met	75% Met	50% Met	25% Met	0% Met
01. Adaptive programs	Yes	No	5	4	3	2	1
02. Adult fitness and wellness programs	Yes	No	5	4	3	2	1
03. Archery programs	Yes	No	5	4	3	2	1
04. Art and photography programs	Yes	No	5	4	3	2	1
05. Art/antique/craft shows	Yes	No	5	4	3	2	1
06. Before and after school programs	Yes	No	5	4	3	2	1
07. Bird/wildlife watching programs	Yes	No	5	4	3	2	1
08. Bus trips	Yes	No	5	4	3	2	1
09. Campground programs	Yes	No	5	4	3	2	1
10. Citizen science programs	Yes	No	5	4	3	2	1
11. Community festivals	Yes	No	5	4	3	2	1
12. Farmers market programs	Yes	No	5	4	3	2	1
13. Fishing programs	Yes	No	5	4	3	2	1
14. Food truck rallies	Yes	No	5	4	3	2	1
15. Golf programs and events	Yes	No	5	4	3	2	1
16. Homeschool programs	Yes	No	5	4	3	2	1
17. Kayak, canoe, paddleboard rentals	Yes	No	5	4	3	2	1
18. Mobile unit rentals (bouncers, zip lines, etc.)	Yes	No	5	4	3	2	1
19. Nature education programs	Yes	No	5	4	3	2	1
20. Nature stewardship programs	Yes	No	5	4	3	2	1
21. Pre-school programs	Yes	No	5	4	3	2	1
22. Scouting programs	Yes	No	5	4	3	2	1
23. Volunteer opportunities	Yes	No	5	4	3	2	1
24. Water fitness programs	Yes	No	5	4	3	2	1
25. Winter programs	Yes	No	5	4	3	2	1
26. Youth fitness programs	Yes	No	5	4	3	2	1
27. Youth summer camps	Yes	No	5	4	3	2	1
28. Youth swim lessons	Yes	No	5	4	3	2	1
29. Other: _____	Yes	No	5	4	3	2	1

8. Regardless of their currently availability in Southeast Michigan, which **FOUR** of the programs listed above are **MOST IMPORTANT** to your household?

1st: ____ 2nd: ____ 3rd: ____ 4th: ____ NONE

9. In which **FOUR** of the programs listed above do you and other members of your household currently participate **MOST** that are offered by Oakland County Parks and Recreation?

1st: ____ 2nd: ____ 3rd: ____ 4th: ____ NONE

10. People have various reasons that limit their participation in outdoor recreation. To indicate which, if any, reasons apply to you, please tell us if you strongly agree, agree, neither agree or disagree, or strongly disagree with the following statements.

Barrier to Recreation	Strongly Agree	Agree	Neutral	Disagree	Strongly Disagree	Don't Know
01. I don't have time	5	4	3	2	1	9
02. I don't have enough money	5	4	3	2	1	9
03. I don't have anyone to go with	5	4	3	2	1	9
04. I don't have adequate transportation	5	4	3	2	1	9
05. It's too far to travel	5	4	3	2	1	9
06. I don't have enough information	5	4	3	2	1	9
07. I just don't want to	5	4	3	2	1	9
08. I don't have the skills or abilities	5	4	3	2	1	9
09. I don't feel safe because of the other people that go there	5	4	3	2	1	9
10. I or a member of my household have personal health reasons	5	4	3	2	1	9
11. I or a member of my household have a physical disability	5	4	3	2	1	9
12. It's too crowded	5	4	3	2	1	9
13. There are too many rules	5	4	3	2	1	9
14. Recreation areas are poorly maintained	5	4	3	2	1	9
15. I don't like outdoor pests, such as mosquitos	5	4	3	2	1	9
16. I feel unwelcome or uncomfortable	5	4	3	2	1	9
17. Other: _____	5	4	3	2	1	9

11. Do you feel that there are sufficient parks and green space areas within a 10-minute walk of your residence?

____(1) Yes ____ (2) No ____ (3) Not sure

12. Do you feel that there are sufficient parks and green space areas with a 15-minute drive of your residence?

____(1) Yes ____ (2) No ____ (3) Not sure

- 13. How important do you feel each of the following actions are to the future of Oakland County Parks and Recreation? Please tell us if each action is very important, important, somewhat important, or not important.**

		Very Important	Important	Somewhat Important	Not Important
01.	Manage freshwater and stormwater resources to protect water quality and reduce flooding	4	3	2	1
02.	Deliver nature, education, and recreation programs that welcome everyone	4	3	2	1
03.	Reduce waste by recycling and composting	4	3	2	1
04.	Maintain roads, parking lots, and other park infrastructure	4	3	2	1
05.	Provide equitable access to parks and nature	4	3	2	1
06.	Buy land for new recreational facilities	4	3	2	1
07.	Plant native trees and forests to improve regional climate resiliency and reduce carbon	4	3	2	1
08.	Reach out to underserved communities with recreation programs and mobile recreation services	4	3	2	1
09.	Increase four-season recreation opportunities	4	3	2	1
10.	Make facilities accessible to persons of all abilities	4	3	2	1
11.	Develop new recreational facilities and amenities	4	3	2	1
12.	Renovate existing facilities to be carbon neutral and environmentally sustainable	4	3	2	1
13.	Make walking, biking, or transit connections with neighborhoods and other parks	4	3	2	1
14.	Manage natural areas to improve habitat and connectivity for wildlife	4	3	2	1
15.	Buy land for open space, trails, and the environment	4	3	2	1
16.	Reach out to local communities with support for parks, trails, and natural resources management	4	3	2	1
17.	Provide education about and experiences with local history	4	3	2	1
18.	Identify fiscally unsustainable facilities and assets and remove from service	4	3	2	1
19.	Invest in the health and wellness of our communities with active outdoor programs	4	3	2	1
20.	Improve and add features to existing recreational facilities and amenities	4	3	2	1

Information

- 14. In the past, what are ALL the ways you have heard about Oakland County Parks and Recreation?**

- | | |
|---|---|
| <input type="checkbox"/> (01) Ads in a publication | <input type="checkbox"/> (08) Radio stories |
| <input type="checkbox"/> (02) Direct mail | <input type="checkbox"/> (09) Facebook |
| <input type="checkbox"/> (03) Flyers and handouts | <input type="checkbox"/> (10) Instagram |
| <input type="checkbox"/> (04) From friends, family, coworkers | <input type="checkbox"/> (11) Twitter |
| <input type="checkbox"/> (05) Newspaper stories in print | <input type="checkbox"/> (12) YouTube |
| <input type="checkbox"/> (06) Newspaper stories online | <input type="checkbox"/> (13) I haven't heard about Oakland County Parks and Recreation from any of these |
| <input type="checkbox"/> (07) Oakland County Parks web site | |

Ratings

- 15. Please rate your satisfaction on a scale of 1 to 5, where 5 means "Very Satisfied" and 1 means "Very Dissatisfied" with the overall value your household receives from the Oakland County Parks and Recreation Commission.**

- | | | |
|---|--|--|
| <input type="checkbox"/> (5) Very Satisfied | <input type="checkbox"/> (3) Neutral | <input type="checkbox"/> (1) Very Dissatisfied |
| <input type="checkbox"/> (4) Somewhat Satisfied | <input type="checkbox"/> (2) Somewhat Dissatisfied | <input type="checkbox"/> (9) Don't Know |

16. Overall how would you rate the physical condition of ALL the Oakland County Parks and Recreation parks and facilities that you have visited?

____(4) Excellent ____ (3) Good ____ (2) Fair ____ (1) Poor ____ (9) Don't know

Demographics

17. What is your age? _____ years old

18. Counting yourself, how many people in your household are...

Under age 5: ____ Ages 15-19: ____ Ages 35-44: ____ Ages 65-74: ____
 Ages 5-9: ____ Ages 20-24: ____ Ages 45-54: ____ Ages 75+: ____
 Ages 10-14: ____ Ages 25-34: ____ Ages 55-64: ____

19. Which of the following best describes your race/ethnicity? *[Check all that apply.]*

____(01) Asian or Asian Indian ____ (05) Native Hawaiian or other Pacific Islander
 ____ (02) Black or African American ____ (06) Hispanic, Spanish, or Latino/a/x
 ____ (03) American Indian or Alaska Native ____ (99) Other: _____
 ____ (04) White

20. What is your household income?

____ (1) Under \$50,000 ____ (2) \$50,000 to \$99,999 ____ (3) \$100,000 to \$149,999 ____ (4) \$150,000 or more

21. What is your gender? ____ (1) Male ____ (2) Female ____ (3) Other: _____

Other Comments

22. Do you have any other comments or suggestions for improving Oakland County Parks and Recreation parks, facilities, and programs? If so, please write in the space below.
