

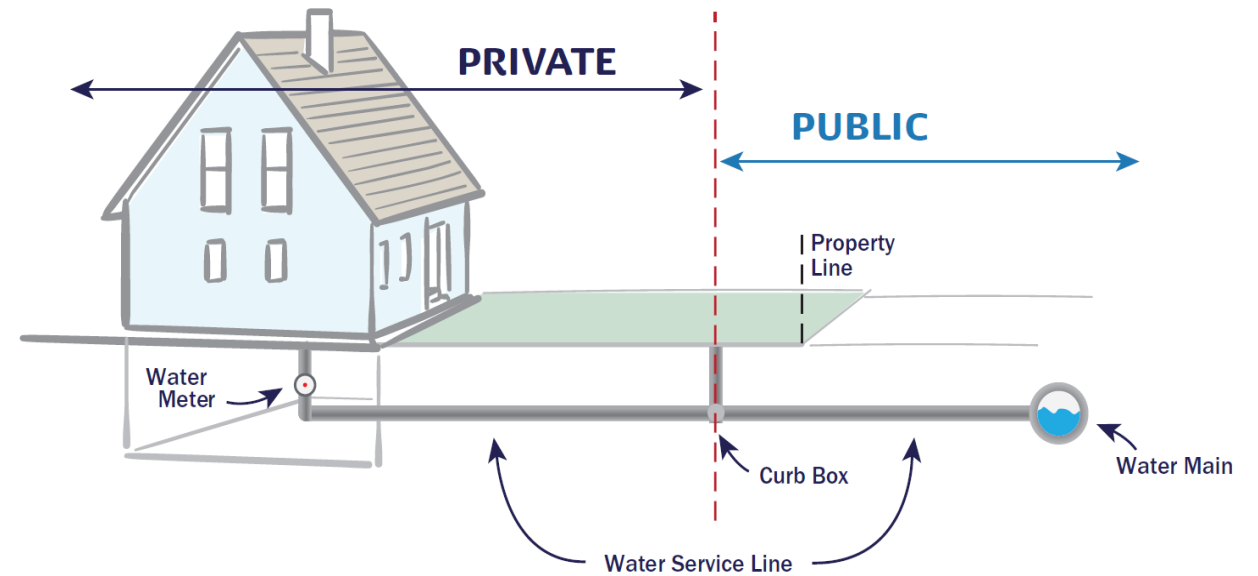
Royal Oak Township Water Affordability Coalition

May 5, 2021



Water Affordability Has Three Basic Components

- The cost to maintain, repair, and improve infrastructure
- The cost of purchasing and transporting clean water through infrastructure to Royal Oak Township residents
- Individual water use



Individual Conservation Efforts

- Customer education is important for effective water use
 - Understanding how water is measured
 - Understanding how water is billed
 - Discovering ways to monitor and reduce use
- Individual water use can make a big difference in monthly water bills
 - A faucet dripping at one drip per second can waste more than 3,000 gallons per year
 - Many leaks can be much more severe




Understanding The Water Meter and Water Usage




Water Meters 101

- Royal Oak Township homes have dial meters
- The display has an informational panel that shows important pieces of information including:
 - Current read
 - Leak detection
- These are tools that customers can use to monitor water use



Water Meters 101

- Numbers on the display will show the current meter read
 - The meter read is a cumulative total of all water used since installation
 - The meter measures in cubic feet and a snapshot of the read is captured monthly for billing
- The Leak Indicator is the triangle icon
 - If the triangle icon is spinning this indicates water is going through the meter and there may be a leak




Is There a Leak?

- Monitor the meter
 - Over a period when there is no expected use, ensure all water sources are off (sinks, washers, outside hoses, etc.) and toilets are not flushed. Note the meter read using all the digits.
 - After a few hours, check the meter again. If no water was used but the meter shows usage, there may be a leak.
 - Note that some humidifiers may use a small amount of water impacting the reading.
- Test the toilet
 - Toilet leaks are very common and in many instances they are silent.
 - To confirm a toilet leak, drop liquid food coloring or colored drink mix in the toilet tank.
 - If the color bleeds into the bowl within 15-20 minutes, without flushing, there is a leak.
 - The most common cause is an easy to replace flapper.

Additional Ways To Identify Common Leaks

- Inside the home
 - Dripping sink, shower, and tub faucets
 - Water on floor in basement utility rooms, near water tanks, laundry tubs, and humidifiers
- Outside
 - Hose spigots left on or not winterized
 - Wet spots in the yard due to underground irrigation problems



Repairing Leaks

- Awareness and easy maintenance can save customers money
 - Self-installed toilet flappers
 - Replacing washers and gaskets on indoor and outdoor faucets
- Some repairs may have a greater cost, but there are ways to curb future use
 - If you are replacing a faucet or a showerhead, look for one that has earned the WaterSense label
 - Contact OLHSA to qualify for WRAP, which can assist with minor plumbing repairs
- Visit the EPA website for more information on leaks: www3.epa.gov/watersense/pubs/fixleak.html

Understanding The Water Bill



How Bills Are Created

- Each month, data from meters is collected and reads are entered into the billing system
- The system calculates the volume of water used since the last read and calculates the bill based on the rate structure
- Helpful and important information is located on both sides of the bill, including
 - Information on leaks
 - How to read the meter

Water Bill Example – Calculating Water Volume

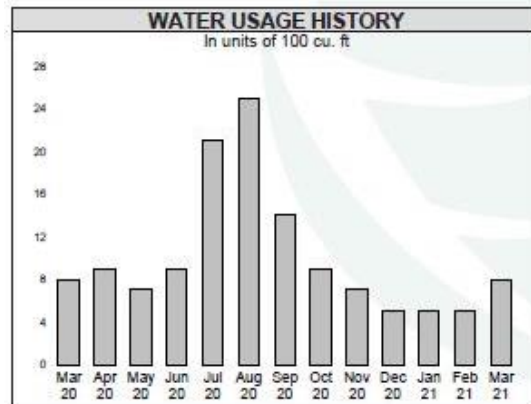
Meter Number	Read Dates		Billing Days	Meter Readings		Code	Multiplier	Usage	Units
	Previous	Present		Previous	Present				
0036965595	02/02/2021	03/02/2021	28	0397	0405	MR	1	8	100 CU.FT.

1

2

3

4



PREVIOUS BALANCE	02/08/2021	90.27
PAYMENT	02/24/2021	-90.27
BALANCE FORWARD		0.00
<hr/>		
WATER USAGE CHARGE		34.88
SEWER USAGE CHARGE		68.28
<hr/>		
CURRENT CHARGES		\$ 103.16
<hr/>		
TOTAL AMOUNT DUE		\$ 103.16

Account Type		Bill Date
ROYAL OAK TOWNSHIP		03/08/2021
Amount Due	Due Date	Late Payment
\$103.16	04/02/2021	\$113.48



WATER RESOURCES COMMISSIONER

Jim Nash

For Billing Inquiries: (248) 858-1110

Pay Bills Online at: www.oakgov.com/water

Pay in person at: 2636 Dixie Hwy., Waterford, MI

Messages

Royal Oak Township exceeded the action level for lead in drinking water. Lead can cause serious health problems. For more information please call WRC at 248-452-9158 or visit www.oakgov.com/RoyalOakTwpWater.

- Meter Readings:** This is where the first four digits reading left to right on your meter appear.
- Code:** Explained on the reverse side of the bill.
 - MR = Actual meter read
 - ME or CE = The use was estimated because your meter could not be read
- Usage:** This is the difference between the monthly meter readings for the read dates shown.
- Units:** Meters measure in hundreds of cubic feet.

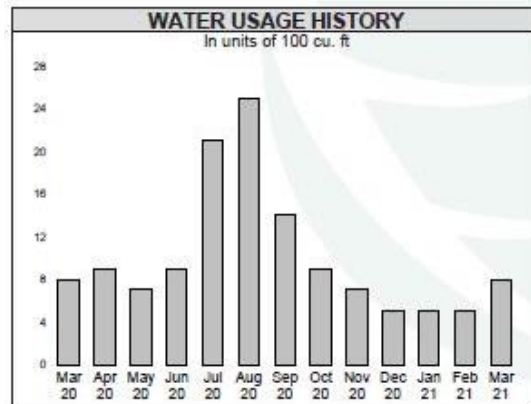
On this example bill, the customer used 7 units of water which is 700 cubic feet. For perspective, translated to gallons, the amount used is:

$$700 \text{ cu ft.} \times 7.481(\text{gallons/cu ft.}) = 5,236 \text{ gallons}$$



Example Water Bill – Applying Volume to Rates

Meter Number	Read Dates		Billing Days	Meter Readings		Code	Multiplier	Usage	Units
	Previous	Present		Previous	Present				
0036965595	02/02/2021	03/02/2021	28	0397	0405	MR	1	8	100 CU.FT.



PREVIOUS BALANCE	02/08/2021	90.27
PAYMENT	02/24/2021	-90.27
BALANCE FORWARD		0.00
WATER USAGE CHARGE		34.88
SEWER USAGE CHARGE		68.28
CURRENT CHARGES		\$ 103.16
TOTAL AMOUNT DUE		\$ 103.16

Account Type	Bill Date
ROYAL OAK TOWNSHIP	03/08/2021
Amount Due	Due Date
\$103.16	04/02/2021
Late Payment	
\$113.48	



WATER RESOURCES COMMISSIONER

Jim Nash

For Billing Inquiries: (248) 858-1110

Pay Bills Online at: www.oakgov.com/water

Pay in person at: 2636 Dixie Hwy., Waterford, MI

Messages

Royal Oak Township exceeded the action level for lead in drinking water. Lead can cause serious health problems. For more information please call WRC at 248-452-9158 or visit www.oakgov.com/RoyalOakTwpWater.

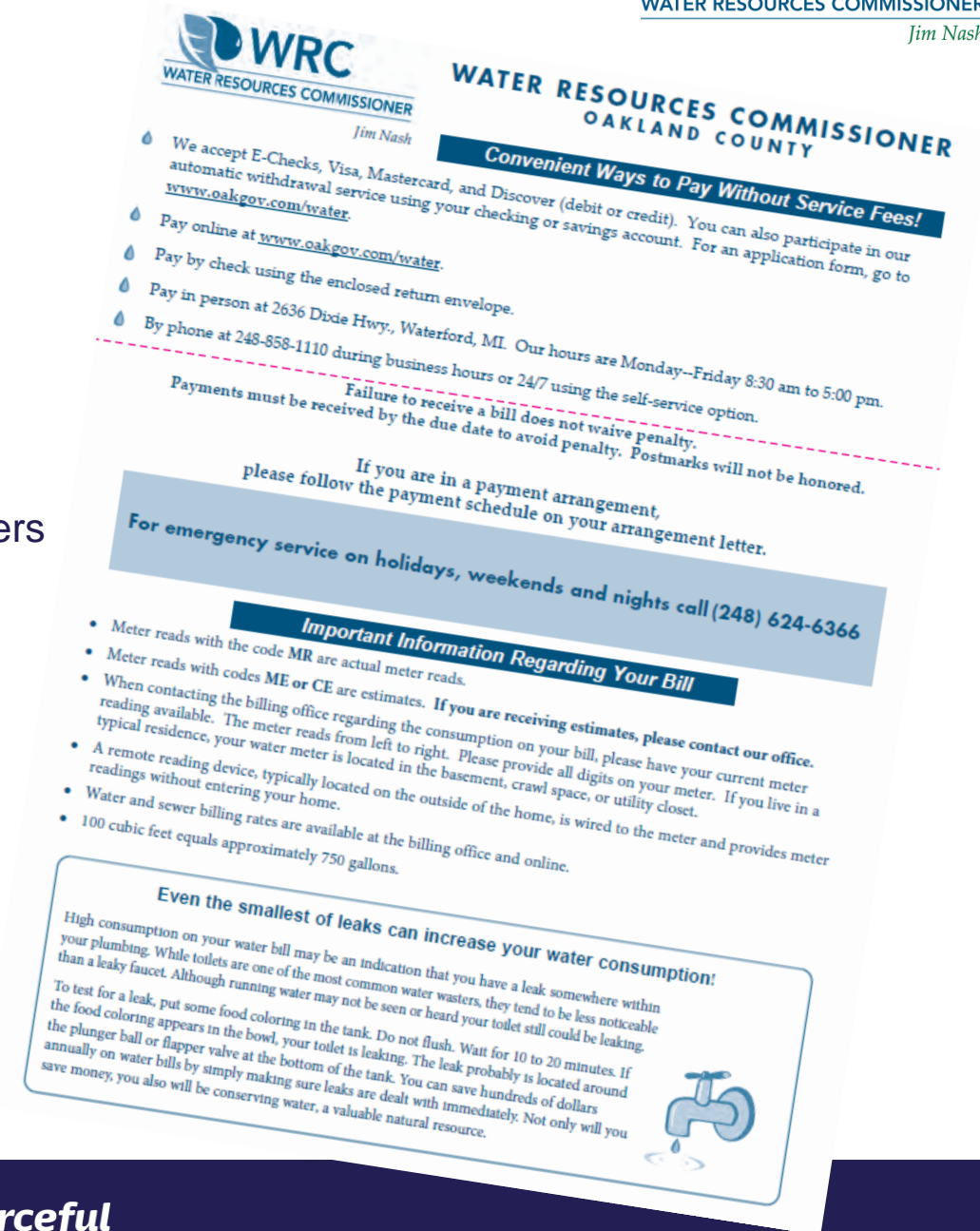
Water Usage Charge: This is where the volume calculated above is applied to the rates. This amount varies with monthly use and covers the cost of water, system maintenance, and operations. This charge is for all customers who have water service on at the street.

Sewer Usage Charge: This is based on the volume of water used as applied to the sewer rates. This amount varies with use and covers the cost of treating wastewater. These charges cover system maintenance and operations. This charge is for all customers who have water service.

Example Water Bill - Reverse

The reverse side of the bill provides customers with:

- How to pay bills
- Emergency information
- How to read the bill
- Impacts of leaks and toilet leak detection
- Customer service representatives are available to walk customers through their bills and answer questions



Questions / Open Discussion



Next Meeting

- Next meeting: Wednesday, June 2 at 11 a.m.
- Topic: Water and Sewer Rates
 - What makes up my rate?
 - How do you calculate the rate?
 - Current Royal Oak Township Rates
 - Why is my bill so high?

Thank you!

Jim Nash
Water Resources Commissioner
248-842-6185
nashj@oakgov.com

Kelsey Cooke
Attorney & Special Projects Manager
248-296-1406
cookek@oakgov.com

WRC Billing & Customer Service
248-858-1110
wrcbilling@oakgov.com

Trisha Bruzek
Marketing & Communications Supervisor
248-494-6826
bruzekp@oakgov.com

Julia Ruffin
Community Liaison
248-791-4367
ruffinj@oakgov.com

