



FINANCIAL REPORT OF INVESTMENTS

July 31, 2023

PREPARED BY:

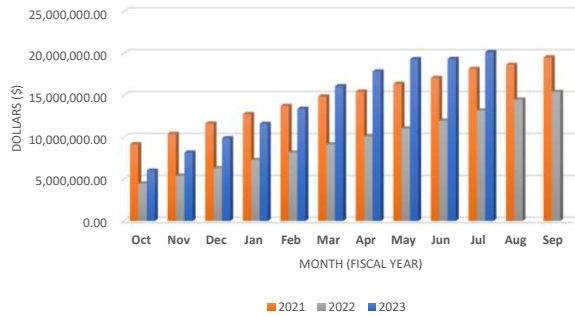
ROBERT WITTENBERG, COUNTY TREASURER

Robert Wittenberg, Oakland County Treasurer

Investment Report Summary

Investment Portfolio

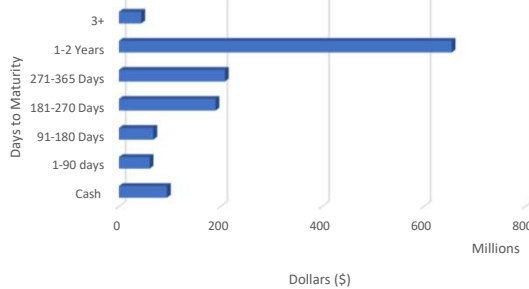
INTEREST EARNED



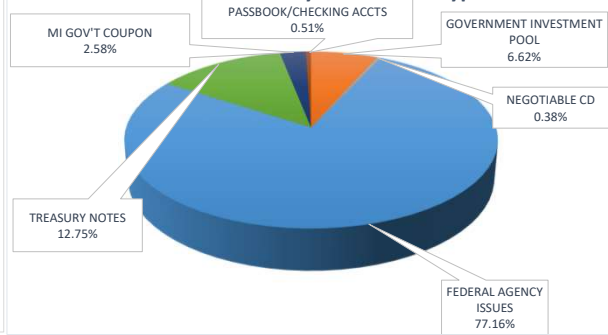
Type	Current Original Cost
Federal Agency Issues - Coupon	1,018,175,211.05
Governmental Investment Pool	87,390,032.41
MI Gov't Coupon	34,000,000.00
Negotiable CDs	4,995,000.00
Passbook/Checking Accounts	6,723,571.66
Treasury Notes	168,201,407.81
GRAND TOTALS:	1,319,485,222.93

Diversification

Diversification by Maturity Date

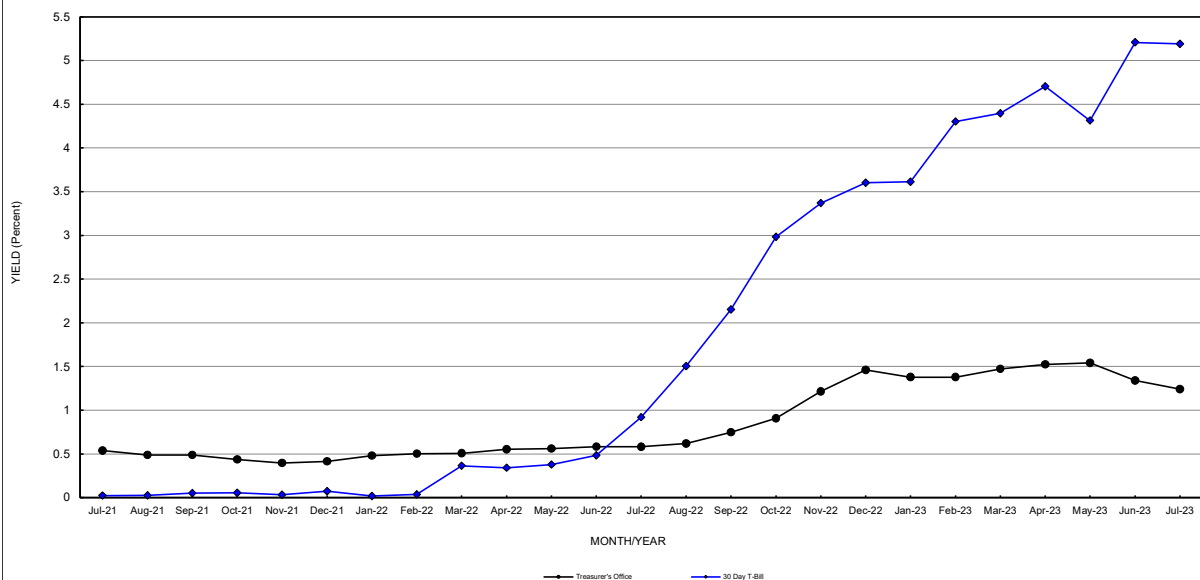


Diversification by Investment Type



Yield

Robert Wittenberg, Oakland County Treasurer Investment Pool Yield Comparisons





Oakland County Treasurer
GASB 40 Credit & Interest Rate Risk
Sorted by InvestmentType
Through 07/31/2023

Security ID	Investment #	Issuer	Par Value	Book Value	Market Value	Reported Value	Moody's	S&P	% of Portfolio	Current Yield	Days to Maturity	Maturity Date	Modified Duration
Governmental Investment Pool													
MI 01 0047 0003	111745	MI Class	87,380,032.41	87,380,032.41	87,380,032.41	87,380,032.41			6.91	5.220	1		0.000
01381917549	125359	Huntington Pool and Securities	10,000.00	10,000.00	10,000.00	10,000.00			0.00	0.010	1		0.000
		Subtotal	87,390,032.41	87,390,032.41	87,390,032.41	87,390,032.41			6.91	5.219	1		0.000
Negotiable CDs													
32110YVG7	127339	First Natl Bk of America	5,000,000.00	4,995,000.00	4,872,733.05	4,995,000.00	P-1	A-1	0.40	6.173	174	01/22/2024	0.470
		Subtotal	5,000,000.00	4,995,000.00	4,872,733.05	4,995,000.00			0.40	6.173	174		0.470
Federal Agency Issues - Coupon													
3133ENAU4	127278	Federal Farm Credit Bank	10,000,000.00	9,994,000.00	9,851,834.60	9,851,834.60			0.78	3.282	72	10/12/2023	0.197
3133ENBN9	127288	Federal Farm Credit Bank	15,000,000.00	14,988,000.00	14,765,875.05	14,765,875.05			1.17	3.517	80	10/20/2023	0.219
3136G46A6	127091	Fannie Mae	10,000,000.00	10,000,000.00	9,832,821.00	9,832,821.00			0.78	3.706	87	10/27/2023	0.238
31422XPP1	127302	Farmer Mac Coupon	10,000,000.00	10,000,000.00	9,832,142.20	9,832,142.20			0.78	3.974	93	11/02/2023	0.254
31422XPP1	127304	Farmer Mac Coupon	5,000,000.00	5,000,000.00	4,916,071.10	4,916,071.10			0.39	3.974	93	11/02/2023	0.254
3134GXAY0	127098	Freddie Mac Coupon	5,000,000.00	5,000,000.00	4,908,479.85	4,908,479.85	Aaa	AA	0.39	4.035	104	11/13/2023	0.284
31422B3E8	127101	Farmer Mac Coupon	2,350,000.00	2,348,825.00	2,303,426.55	2,303,426.55			0.18	4.360	111	11/20/2023	0.304
31422B3E8	127236	Farmer Mac Coupon	4,000,000.00	4,000,000.00	3,920,726.04	3,920,726.04			0.31	4.360	111	11/20/2023	0.304
3134GXCA0	127102	Freddie Mac Coupon	5,000,000.00	5,000,000.00	4,897,131.10	4,897,131.10			0.39	4.528	115	11/24/2023	0.315
31422XQD7	127320	Farmer Mac Coupon	5,000,000.00	5,000,000.00	4,900,985.75	4,900,985.75	Aaa	AAA	0.39	4.632	120	11/29/2023	0.328
3130ASFS3	127356	Federal Home Loan Bank	10,000,000.00	10,000,000.00	9,877,745.70	10,000,000.00	Aaa	AAA	0.79	5.563	149	12/28/2023	0.408
31422XJA1	127206	Farmer Mac Coupon	6,000,000.00	6,000,000.00	5,847,486.48	5,847,486.48	Aaa	AAA	0.46	5.555	154	01/02/2024	0.421
3130AM3C4	127168	Federal Home Loan Bank	10,000,000.00	10,000,000.00	9,699,403.20	9,699,403.20			0.77	6.559	181	01/29/2024	0.495
3133ENNE6	127343	Federal Farm Credit Bank	5,000,000.00	4,965,000.00	4,869,598.45	4,869,598.45			0.39	6.388	192	02/09/2024	0.503
3133EMSD5	127126	Federal Farm Credit Bank	10,000,000.00	9,990,000.00	9,650,215.40	9,650,215.40			0.76	6.457	213	03/01/2024	0.564
31422XCD2	127131	Farmer Mac Coupon	10,000,000.00	10,000,000.00	9,650,401.00	9,650,401.00			0.76	6.406	220	03/08/2024	0.582
3130ALJ70	127134	Federal Home Loan Bank	20,000,000.00	20,000,000.00	19,270,623.80	19,270,623.80			1.52	6.559	224	03/12/2024	0.593
3133EMTD4	127135	Federal Farm Credit Bank	5,000,000.00	5,000,000.00	4,819,231.00	4,819,231.00			0.38	6.390	227	03/15/2024	0.602
3130ALKS2	127136	Federal Home Loan Bank	10,000,000.00	9,990,000.00	9,638,803.60	9,638,803.60			0.76	6.389	227	03/15/2024	0.602
31422XUA8	127344	Farmer Mac Coupon	5,000,000.00	5,000,000.00	4,848,573.90	4,848,573.90			0.38	6.241	234	03/22/2024	0.618
3130ALLM4	127144	Federal Home Loan Bank	5,000,000.00	5,000,000.00	4,809,822.65	4,809,822.65			0.38	6.341	240	03/28/2024	0.637

Oakland County Treasurer
GASB 40 Credit & Interest Rate Risk
Sorted by InvestmentType
Through 07/31/2023

Security ID	Investment #	Issuer	Par Value	Book Value	Market Value	Reported Value	Moody's	S&P	% of Portfolio	Current Yield	Days to Maturity	Maturity Date	Modified Duration
Federal Agency Issues - Coupon													
3130ALU77	127147	Federal Home Loan Bank	10,000,000.00	10,000,000.00	9,609,657.30	9,609,657.30			0.76	6.504	240	03/28/2024	0.636
3134GXYZ1	127423	Freddie Mac Coupon	10,000,000.00	10,000,000.00	9,801,701.10	10,000,000.00	Aaa	AA	0.79	6.111	240	03/28/2024	0.641
3134GXYZ1	127415	Freddie Mac Coupon	10,000,000.00	10,000,000.00	9,801,701.10	10,000,000.00	Aaa	AA	0.79	6.111	240	03/28/2024	0.641
31422XNR9	127274	Farmer Mac Coupon	5,000,000.00	5,000,000.00	4,811,200.45	4,811,200.45			0.38	6.241	247	04/04/2024	0.653
3130ALTJ3	127154	Federal Home Loan Bank	10,000,000.00	10,000,000.00	9,607,520.50	9,607,520.50			0.76	6.311	251	04/08/2024	0.664
3130ALTJ3	127155	Federal Home Loan Bank	10,000,000.00	10,000,000.00	9,607,520.50	9,607,520.50			0.76	6.311	251	04/08/2024	0.664
3130ALRH9	127156	Federal Home Loan Bank	10,000,000.00	10,000,000.00	9,590,004.80	9,590,004.80			0.76	6.511	255	04/12/2024	0.674
3130ALWE0	127157	Federal Home Loan Bank	15,000,000.00	15,000,000.00	14,400,507.75	14,400,507.75			1.14	6.280	258	04/15/2024	0.683
3133EMXB3	127166	Federal Farm Credit Bank	10,000,000.00	10,000,000.00	9,571,951.60	9,571,951.60	Aaa	AA	0.76	6.480	265	04/22/2024	0.701
3130ALXB5	127165	Federal Home Loan Bank	15,000,000.00	15,000,000.00	14,370,790.65	14,370,790.65	Aaa	AA	1.14	6.467	265	04/22/2024	0.700
3130ALXQ2	127167	Federal Home Loan Bank	10,000,000.00	10,000,000.00	9,575,728.70	9,575,728.70	Aaa	AA	0.76	6.429	272	04/29/2024	0.720
3130AM3D2	127169	Federal Home Loan Bank	10,000,000.00	10,000,000.00	9,582,744.40	9,582,744.40			0.76	6.224	272	04/29/2024	0.721
3130AM5Q1	127170	Federal Home Loan Bank	10,000,000.00	10,000,000.00	9,585,940.80	9,585,940.80	Aaa	AA	0.76	6.219	272	04/29/2024	0.721
3133ENCV0	127303	Federal Farm Credit Bank	10,000,000.00	9,995,000.00	9,599,446.00	9,599,446.00	Aaa	AA	0.76	6.200	275	05/02/2024	0.728
31422XEG3	127175	Farmer Mac Coupon	6,000,000.00	6,000,000.00	5,749,617.12	5,749,617.12	Aaa	AA	0.45	6.137	276	05/03/2024	0.732
3133EMYR7	127178	Federal Farm Credit Bank	10,000,000.00	10,000,000.00	9,570,467.80	9,570,467.80	Aaa	AA	0.76	6.221	279	05/06/2024	0.739
3130AM5C2	127177	Federal Home Loan Bank	10,000,000.00	10,000,000.00	9,574,145.80	9,574,145.80	Aaa	AA	0.76	6.215	279	05/06/2024	0.739
31422XGD8	127180	Farmer Mac Coupon	10,000,000.00	10,000,000.00	9,568,764.00	9,568,764.00	Aaa	AAA	0.76	6.218	280	05/07/2024	0.742
31422XPQ9	127307	Farmer Mac Coupon	10,000,000.00	10,000,000.00	9,602,410.30	9,602,410.30	Aaa	AA	0.76	6.089	281	05/08/2024	0.744
3130AM6N7	127181	Federal Home Loan Bank	10,000,000.00	10,000,000.00	9,565,812.50	9,565,812.50	Aaa	AA	0.76	6.200	283	05/10/2024	0.751
3130AMBZ4	127183	Federal Home Loan Bank	10,000,000.00	10,000,000.00	9,558,615.00	9,558,615.00	Aaa	AA	0.76	6.169	290	05/17/2024	0.769
3130AMBW1	127186	Federal Home Loan Bank	10,000,000.00	10,000,000.00	9,557,564.90	9,557,564.90	Aaa	AA	0.76	6.154	293	05/20/2024	0.777
3130AMD11	127187	Federal Home Loan Bank	10,000,000.00	10,000,000.00	9,552,745.40	9,552,745.40	Aaa	AA	0.76	6.149	297	05/24/2024	0.788
31422XGP1	127188	Farmer Mac Coupon	5,000,000.00	5,000,000.00	4,774,621.55	4,774,621.55	Aaa	AA	0.38	6.073	299	05/26/2024	0.794
31422XQC9	127321	Farmer Mac Coupon	5,000,000.00	5,000,000.00	4,791,423.35	4,791,423.35	Aaa	AA	0.38	6.023	302	05/29/2024	0.801
3130AMQR6	127193	Federal Home Loan Bank	7,555,000.00	7,555,000.00	7,197,159.01	7,197,159.01	Aaa	AA	0.57	6.155	311	06/07/2024	0.824
3130AMJ52	127197	Federal Home Loan Bank	5,000,000.00	5,000,000.00	4,763,732.55	4,763,732.55	Aaa	AA	0.38	6.136	314	06/10/2024	0.831
3130AMND0	127200	Federal Home Loan Bank	5,000,000.00	5,000,000.00	4,760,706.45	4,760,706.45	Aaa	AA	0.38	6.113	321	06/17/2024	0.850
31422XH28	127202	Farmer Mac Coupon	5,000,000.00	5,000,000.00	4,755,174.10	4,755,174.10	Aaa	AA	0.38	6.073	332	06/28/2024	0.880
31422XJB9	127201	Farmer Mac Coupon	5,000,000.00	5,000,000.00	4,761,346.70	4,761,346.70	Aaa	AA	0.38	5.977	332	06/28/2024	0.881
3133ELQ56	127310	Federal Farm Credit Bank	10,000,000.00	9,984,000.00	9,517,429.00	9,517,429.00	Aaa	AA	0.75	6.045	336	07/02/2024	0.890
3133EMT51	127237	Federal Farm Credit Bank	5,000,000.00	5,000,000.00	4,741,178.15	4,741,178.15	Aaa	AA	0.38	6.012	353	07/19/2024	0.937
3133EMT51	127214	Federal Farm Credit Bank	10,000,000.00	9,990,000.00	9,482,356.30	9,482,356.30	Aaa	AA	0.75	6.012	353	07/19/2024	0.937
3133EMV25	127220	Federal Farm Credit Bank	5,000,000.00	5,011,000.00	4,745,728.50	4,745,728.50	Aaa	AA	0.38	5.878	357	07/23/2024	0.948

Portfolio OAK
CP

Oakland County Treasurer
GASB 40 Credit & Interest Rate Risk
Sorted by InvestmentType
Through 07/31/2023

Security ID	Investment #	Issuer	Par Value	Book Value	Market Value	Reported Value	Moody's	S&P	% of Portfolio	Current Yield	Days to Maturity	Maturity Date	Modified Duration
Federal Agency Issues - Coupon													
3133EM2U5	127226	Federal Farm Credit Bank	25,000,000.00	24,987,500.00	23,617,682.75	23,617,682.75	Aaa	AA	1.87	5.971	384	08/19/2024	1.016
3133EM2X9	127227	Federal Farm Credit Bank	5,000,000.00	5,000,000.00	4,723,536.55	4,723,536.55	Aaa	AA	0.37	5.971	384	08/19/2024	1.016
3133EM2U5	127234	Federal Farm Credit Bank	5,794,000.00	5,794,000.00	5,473,634.15	5,473,634.15	Aaa	AA	0.43	5.971	384	08/19/2024	1.016
3130AMDT6	127185	Federal Home Loan Bank	5,000,000.00	5,000,000.00	4,724,389.80	4,724,389.80	Aaa	AA	0.37	5.969	384	08/19/2024	1.017
3130AMCN0	127189	Federal Home Loan Bank	10,000,000.00	10,000,000.00	9,443,505.40	9,443,505.40	Aaa	AA	0.75	5.948	391	08/26/2024	1.035
3133ENQC7	127346	Federal Farm Credit Bank	10,000,000.00	10,000,000.00	9,593,556.60	9,593,556.60			0.76	5.849	399	09/03/2024	1.043
3133EL5S9	127233	Federal Farm Credit Bank	15,000,000.00	15,000,000.00	14,145,035.55	14,145,035.55	Aaa	AA	1.12	5.964	399	09/03/2024	1.054
31422XMH2	127232	Farmer Mac Coupon	5,000,000.00	5,000,000.00	4,718,573.10	4,718,573.10	Aaa	AA	0.37	5.809	399	09/03/2024	1.054
31422XMH2	127231	Farmer Mac Coupon	5,000,000.00	5,000,000.00	4,718,573.10	4,718,573.10	Aaa	AA	0.37	5.809	399	09/03/2024	1.054
3133EM4K5	127238	Federal Farm Credit Bank	7,725,000.00	7,725,000.00	7,276,251.81	7,276,251.81	Aaa	AA	0.58	5.947	405	09/09/2024	1.070
3130ANVA5	127239	Federal Home Loan Bank	5,925,000.00	5,925,000.00	5,584,224.28	5,584,224.28	Aaa	AA	0.44	5.939	406	09/10/2024	1.072
3133ENL40	127394	Federal Farm Credit Bank	13,135,000.00	13,053,957.05	12,844,099.81	13,053,957.05	Aaa	AAA	1.03	5.577	409	09/13/2024	1.060
3130ANU65	127240	Federal Home Loan Bank	10,000,000.00	10,000,000.00	9,418,438.30	9,418,438.30	Aaa	AA	0.74	5.940	409	09/13/2024	1.080
880591ER9	127221	Tenn Valley Authority	2,598,000.00	2,794,798.50	2,519,519.64	2,519,519.64	Aaa	AA	0.20	5.695	411	09/15/2024	1.070
31422XG89	127407	Farmer Mac Coupon	10,000,000.00	10,000,000.00	9,829,002.50	10,000,000.00	Aaa	AAA	0.79	5.528	416	09/20/2024	1.076
3133EM5X6	127257	Federal Farm Credit Bank	6,000,000.00	6,000,000.00	5,661,620.64	5,661,620.64	Aaa	AA	0.45	5.586	419	09/23/2024	1.110
31422XMJ8	127261	Farmer Mac Coupon	15,000,000.00	15,000,000.00	14,112,591.30	14,112,591.30	Aaa	AA	1.12	5.910	420	09/24/2024	1.110
3134GX2N3	127418	Freddie Mac Coupon	9,266,000.00	9,247,468.00	9,066,442.88	9,247,468.00	Aaa	AA	0.73	5.962	423	09/27/2024	1.092
31422XMU3	127264	Farmer Mac Coupon	10,000,000.00	10,000,000.00	9,422,209.40	9,422,209.40	Aaa	AA	0.75	5.698	423	09/27/2024	1.119
31422XNQ1	127275	Farmer Mac Coupon	5,000,000.00	5,000,000.00	4,713,412.45	4,713,412.45	Aaa	AA	0.37	5.672	430	10/04/2024	1.138
31422XMV1	127273	Farmer Mac Coupon	15,000,000.00	15,000,000.00	14,092,897.05	14,092,897.05	Aaa	AA	1.11	5.903	430	10/04/2024	1.137
3130ALWM2	127158	Federal Home Loan Bank	5,000,000.00	5,000,000.00	4,697,941.70	4,697,941.70	Aaa	AA	0.37	5.864	441	10/15/2024	1.166
3130APAH8	127281	Federal Home Loan Bank	15,000,000.00	15,000,000.00	14,084,617.80	14,084,617.80	Aaa	AA	1.11	5.868	441	10/15/2024	1.167
31422XNT5	127283	Farmer Mac Coupon	5,000,000.00	5,000,000.00	4,702,653.25	4,702,653.25	Aaa	AA	0.37	5.638	444	10/18/2024	1.176
3133ENBM1	127289	Federal Farm Credit Bank	10,000,000.00	9,972,500.00	9,393,625.50	9,393,625.50	Aaa	AA	0.74	5.844	447	10/21/2024	1.182
3133ENBM1	127290	Federal Farm Credit Bank	15,000,000.00	14,985,937.50	14,090,438.25	14,090,438.25	Aaa	AA	1.11	5.844	447	10/21/2024	1.182
3130APBN4	127292	Federal Home Loan Bank	10,000,000.00	10,000,000.00	9,393,003.90	9,393,003.90	Aaa	AA	0.74	5.844	447	10/21/2024	1.182
3130APCW3	127291	Federal Home Loan Bank	5,000,000.00	5,000,000.00	4,713,078.70	4,713,078.70	Aaa	AA	0.37	5.677	447	10/21/2024	1.182
3130APF59	127297	Federal Home Loan Bank	5,000,000.00	5,000,000.00	4,719,336.85	4,719,336.85	Aaa	AA	0.37	5.333	454	10/28/2024	1.203
3130APK79	127298	Federal Home Loan Bank	10,000,000.00	10,000,000.00	9,394,736.70	9,394,736.70	Aaa	AA	0.74	5.825	454	10/28/2024	1.201
3130APJT3	127300	Federal Home Loan Bank	7,000,000.00	7,000,000.00	6,599,043.36	6,599,043.36	Aaa	AA	0.52	5.851	454	10/28/2024	1.198
3130APF59	127301	Federal Home Loan Bank	10,000,000.00	10,000,000.00	9,438,673.70	9,438,673.70	Aaa	AA	0.75	5.333	454	10/28/2024	1.203
3130APJ22	127296	Federal Home Loan Bank	10,000,000.00	10,000,000.00	9,389,692.10	9,389,692.10	Aaa	AA	0.74	5.827	454	10/28/2024	1.201
31422XPC0	127299	Farmer Mac Coupon	6,000,000.00	6,000,000.00	5,656,698.00	5,656,698.00	Aaa	AA	0.45	5.595	454	10/28/2024	1.201

Portfolio OAK
CP

Run Date: 08/14/2023 - 08:53

Oakland County Treasurer
GASB 40 Credit & Interest Rate Risk
Sorted by InvestmentType
Through 07/31/2023

Security ID	Investment #	Issuer	Par Value	Book Value	Market Value	Reported Value	Moody's S&P	% of Portfolio	Current Yield	Days to Maturity	Maturity Date	Modified Duration
Federal Agency Issues - Coupon												
3130AM2N1	127172	Federal Home Loan Bank	5,000,000.00	5,000,000.00	4,708,809.15	4,708,809.15	Aaa AA	0.37	5.664	455	10/29/2024	1.204
3130APLF0	127308	Federal Home Loan Bank	10,000,000.00	10,000,000.00	9,395,811.90	9,395,811.90	Aaa AA	0.74	5.796	465	11/08/2024	1.227
3130APLV5	127309	Federal Home Loan Bank	5,000,000.00	5,000,000.00	4,716,254.10	4,716,254.10	Aaa AA	0.37	5.829	465	11/08/2024	1.224
3133ENDU1	127314	Federal Farm Credit Bank	5,000,000.00	4,997,500.00	4,673,110.75	4,673,110.75	Aaa AA	0.37	6.092	472	11/15/2024	1.245
3130APMP7	127315	Federal Home Loan Bank	10,000,000.00	10,000,000.00	9,390,148.10	9,390,148.10	Aaa AA	0.74	5.768	475	11/18/2024	1.254
3130APNB7	127316	Federal Home Loan Bank	10,000,000.00	10,000,000.00	9,400,648.90	9,400,648.90	Aaa AA	0.74	5.762	475	11/18/2024	1.254
3130APQ73	127318	Federal Home Loan Bank	5,000,000.00	5,000,000.00	4,705,012.90	4,705,012.90	Aaa AA	0.37	5.747	479	11/22/2024	1.264
3133ENKQ2	127330	Federal Farm Credit Bank	5,000,000.00	5,000,000.00	4,688,892.70	4,688,892.70	Aaa AA	0.37	5.598	531	01/13/2025	1.402
31422XSU7	127333	Farmer Mac Coupon	5,000,000.00	5,000,000.00	4,711,124.30	4,711,124.30	Aaa AA	0.37	5.388	532	01/14/2025	1.405
3130ASL23	127367	Federal Home Loan Bank	10,000,000.00	10,000,000.00	9,786,259.90	10,000,000.00	Aaa AAA	0.79	5.530	540	01/22/2025	1.406
3134GXQ56	127381	Freddie Mac Coupon	5,000,000.00	5,000,000.00	4,887,579.70	5,000,000.00	Aaa AA	0.40	5.517	575	02/26/2025	1.469
3133EMSC7	127235	Federal Farm Credit Bank	14,750,000.00	14,713,125.00	13,643,070.47	13,643,070.47	Aaa AA	1.08	5.476	580	03/03/2025	1.539
31422XUT7	127347	Farmer Mac Coupon	10,000,000.00	10,000,000.00	9,486,829.10	9,486,829.10		0.75	5.392	584	03/07/2025	1.528
3133EM5V0	127253	Federal Farm Credit Bank	5,000,000.00	4,996,250.00	4,622,860.25	4,622,860.25	Aaa AA	0.37	5.433	598	03/21/2025	1.587
3134GXM9	127349	Freddie Mac Coupon	10,000,000.00	10,000,000.00	9,509,145.30	9,509,145.30		0.75	5.349	602	03/25/2025	1.574
3133EMUP5	127150	Federal Farm Credit Bank	10,000,000.00	10,000,000.00	9,260,015.20	9,260,015.20	Aaa AA	0.73	5.414	609	04/01/2025	1.611
3133EMUP5	127151	Federal Farm Credit Bank	10,000,000.00	10,000,000.00	9,260,015.20	9,260,015.20	Aaa AA	0.73	5.414	609	04/01/2025	1.611
3133EMWH1	127163	Federal Farm Credit Bank	10,000,000.00	10,000,000.00	9,239,949.70	9,239,949.70	Aaa AA	0.73	5.391	629	04/21/2025	1.666
3133EMXS6	127171	Federal Farm Credit Bank	5,000,000.00	4,997,750.00	4,593,382.05	4,593,382.05	Aaa AA	0.36	5.691	636	04/28/2025	1.682
3130AMMC3	127196	Federal Home Loan Bank	6,000,000.00	6,000,000.00	5,531,942.70	5,531,942.70	Aaa AA	0.44	5.269	678	06/09/2025	1.796
3134GXN59	127380	Freddie Mac Coupon	5,000,000.00	5,000,000.00	4,877,332.20	5,000,000.00	Aaa AA	0.40	5.268	756	08/26/2025	1.920
3134GXX82	127410	Freddie Mac Coupon	10,000,000.00	10,000,000.00	9,839,197.40	10,000,000.00	Aaa AA	0.79	4.800	784	09/23/2025	1.999
3134GXZ80	127417	Freddie Mac Coupon	10,000,000.00	9,995,000.00	9,823,528.50	9,995,000.00	Aaa AA	0.79	5.382	787	09/26/2025	1.989
3133EM6P2	127267	Federal Farm Credit Bank	10,000,000.00	9,993,000.00	9,114,015.20	9,114,015.20	Aaa AA	0.72	5.081	790	09/29/2025	2.089
3134GX2T0	127419	Freddie Mac Coupon	10,000,000.00	10,000,000.00	9,791,824.70	10,000,000.00	Aaa AA	0.79	5.537	791	09/30/2025	1.999
3135GA2A8	127241	Fannie Mae	3,200,000.00	3,185,600.00	2,901,729.57	2,901,729.57	Aaa AA	0.23	5.029	819	10/28/2025	2.171
3130AL3F9	127127	Federal Home Loan Bank	10,000,000.00	10,000,000.00	8,994,437.60	8,994,437.60	Aaa AA	0.71	4.935	945	03/03/2026	2.496
3130ALTT1	127146	Federal Home Loan Bank	10,000,000.00	10,000,000.00	9,040,344.70	9,040,344.70	Aaa AA	0.72	4.897	972	03/30/2026	2.560
3130ALPQ1	127149	Federal Home Loan Bank	5,000,000.00	5,000,000.00	4,584,093.10	4,584,093.10	Aaa AA	0.36	4.341	972	03/30/2026	2.560
3130AMCL4	127184	Federal Home Loan Bank	5,000,000.00	5,000,000.00	4,506,600.70	4,506,600.70	Aaa AA	0.36	4.831	1,022	05/19/2026	2.694
3133EMUQ3	127148	Federal Farm Credit Bank	10,000,000.00	10,000,000.00	8,919,064.30	8,919,064.30	Aaa AA	0.71	4.536	1,337	03/30/2027	3.488
Subtotal			1,018,298,000.00	1,018,175,211.05	969,794,579.76	971,864,589.32		76.88	5.730	397		1.046

Oakland County Treasurer
GASB 40 Credit & Interest Rate Risk
Sorted by InvestmentType
Through 07/31/2023

Security ID	Investment #	Issuer	Par Value	Book Value	Market Value	Reported Value	Moody's S&P	% of Portfolio	Current Yield	Days to Maturity	Maturity Date	Modified Duration
Treasury Notes												
9128285D8	127285	US Treasury Note	10,000,000.00	10,489,000.00	9,940,616.60	9,940,616.60		0.79	4.087	60	09/30/2023	0.164
91282CAP6	127286	US Treasury Note	15,000,000.00	14,930,250.00	14,783,203.20	14,783,203.20		1.17	3.060	75	10/15/2023	0.205
91282CBE0	127276	US Treasury Note	5,500,000.00	5,472,225.00	5,349,609.38	5,349,609.38		0.42	5.751	167	01/15/2024	0.457
91282CBE0	127325	US Treasury Note	5,000,000.00	4,929,000.00	4,863,281.25	4,863,281.25		0.38	5.751	167	01/15/2024	0.457
912828V80	127326	US Treasury Note	5,000,000.00	5,143,500.00	4,908,203.10	4,908,203.10		0.39	6.033	183	01/31/2024	0.501
91282CCG4	127280	US Treasury Note	5,000,000.00	4,964,000.00	4,760,742.20	4,760,742.20		0.38	5.962	319	06/15/2024	0.845
91282CCL3	127266	US Treasury Note	10,000,000.00	9,976,000.00	9,497,265.60	9,497,265.60		0.75	5.862	349	07/15/2024	0.925
91282CCT6	127263	US Treasury Note	5,500,000.00	5,489,550.00	5,203,515.63	5,203,515.63		0.41	5.797	380	08/15/2024	1.006
912828YE4	127219	US Treasury Note	5,500,000.00	5,643,687.50	5,245,839.83	5,245,839.83		0.42	5.711	396	08/31/2024	1.041
91282CCX7	127243	US Treasury Note	15,000,000.00	14,971,800.00	14,138,085.90	14,138,085.90	Aaa AAA	1.12	5.735	411	09/15/2024	1.088
91282CCX7	127262	US Treasury Note	10,000,000.00	9,974,000.00	9,425,390.60	9,425,390.60	Aaa AAA	0.75	5.735	411	09/15/2024	1.088
912828YH7	127391	US Treasury Note	15,000,000.00	14,350,195.31	14,312,109.30	14,312,109.30		1.13	5.618	426	09/30/2024	1.121
912828YH7	127265	US Treasury Note	10,000,000.00	10,297,500.00	9,541,406.20	9,541,406.20		0.75	5.618	426	09/30/2024	1.121
912828Y5	127248	US Treasury Note	5,500,000.00	5,779,950.00	5,288,808.58	5,288,808.58		0.42	5.573	426	09/30/2024	1.116
91282CDB4	127294	US Treasury Note	20,000,000.00	19,926,600.00	18,842,968.80	18,842,968.80		1.49	5.658	441	10/15/2024	1.167
91282CDB4	127287	US Treasury Note	15,000,000.00	14,997,750.00	14,132,226.60	14,132,226.60		1.12	5.658	441	10/15/2024	1.167
912828YM6	127279	US Treasury Note	5,500,000.00	5,649,050.00	5,233,164.09	5,233,164.09		0.41	5.574	457	10/31/2024	1.202
912828G38	127313	US Treasury Note	5,000,000.00	5,217,350.00	4,801,562.50	4,801,562.50		0.38	5.484	472	11/15/2024	1.236
Subtotal			167,500,000.00	168,201,407.81	160,267,999.36	160,267,999.36		12.68	5.360	340		0.900
MI Gov't Coupon												
672411M69	125911	Oakland County Refunding	34,000,000.00	34,000,000.00	33,714,478.20	34,000,000.00	Aaa AAA	2.69	4.774	1,339	04/01/2027	3.289
Subtotal			34,000,000.00	34,000,000.00	33,714,478.20	34,000,000.00		2.69	4.774	1,339		3.289
Passbook/Checking Accounts												
3310301	127070	CIBC	655,544.42	655,544.42	655,544.42	655,544.42		0.05	3.000	1		0.000
4252473726	123865	PNC Bank	0.00	0.00	0.00	0.00		0.00	0.000	1		0.000 †
101093342	125366	Flagstar Pool	109,443.22	109,443.22	109,443.22	109,443.22		0.01	3.750	1		0.000
2272S0094	126751	Michigan First Credit Union	100.00	100.00	100.00	100.00		0.00	0.050	1		0.000
0002306184	125959	Chief Financial Credit Union	236,064.25	236,064.25	236,064.25	236,064.25		0.02	0.500	1		0.000
11211082	127069	Horizon Bank	105,421.68	105,421.68	105,421.68	105,421.68		0.01	0.120	1		0.000
50010511	126719	The State Bank	5,341,603.60	5,341,603.60	5,341,603.60	5,341,603.60		0.42	5.300	1		0.000 †
122920590	126831	District Court int	94.63	94.63	94.63	94.63		0.00	0.900	1		0.000
850008	127324	Citizens State Bank	275,299.86	275,299.86	275,299.86	275,299.86		0.02	2.250	1		0.000
Subtotal			6,723,571.66	6,723,571.66	6,723,571.66	6,723,571.66		0.53	4.676	1		0.000 †

Report Total	1,318,911,604.07	1,319,485,222.93	1,262,763,394.44	1,265,241,192.75	100.09	5.619	385	1.0079 †
--------------	------------------	------------------	------------------	------------------	--------	-------	-----	----------

† = Duration can not be calculated on these investments due to incomplete Market price data.

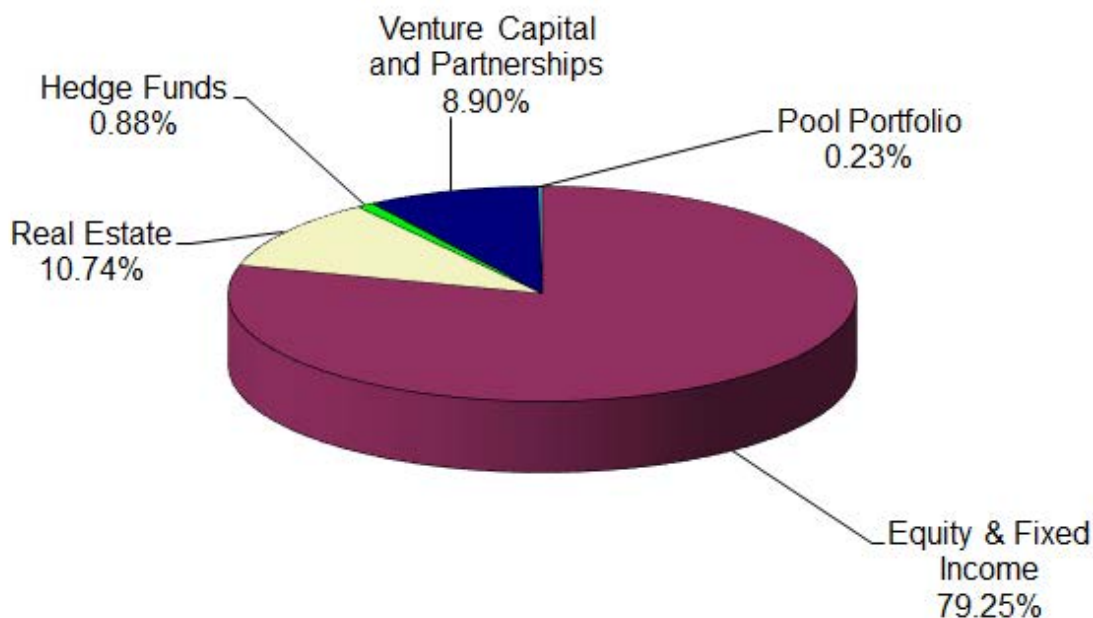
Oakland County
Retirement System



Oakland County Treasurer's Office
Summary of All Investment Balances by Type
Report as of July 31, 2023

Type	Current Original Cost
Retirement Equity & Fixed	1,709,580,734.26
Retirement Real Estate	231,712,149.12
Hedge Funds	18,883,568.01
Venture Capital and Partnerships	191,950,941.05
Pool Portfolio	5,041,765.44
GRAND TOTALS	<u>2,157,169,157.88</u>

County Of Oakland Employees'
Retirement System
Robert Wittenberg, County Treasurer



Retirement Investments by Type



Oakland County Treasurer's Office

Summary of Investments by Fund, Type, and Issuer

Report as of July 31, 2023

Page 1

Fund	Type	Issuer	Current Original Cost Issuer Subtotals	Current Original Cost Type & Fund Totals
73100	Employees' Retirement System			
	Hedge Funds			
		ABS	6,641,891.28	
		Totals for Hedge Funds		6,641,891.28
	Retirement Equity & Fixed			
		CS McKee - Fixed	113,999,609.80	
		Fidelity Int Equity	12,003,922.58	
		Franklin Templeton - Fixed	0.00	
		Great Lakes Advisor	14,799,073.52	
		HGK INTL EQ	28,529,394.00	
		JPMorgan Chase	0.00	
		Lazard Asset Management	26,561,068.22	
		Lee Munder	27,302,820.63	
		Loomis Sayles - Fixed	42,107,557.83	
		Loomis Sayles Small Cap	28,824,875.96	
		Marathon Distressed Credit	12,348,390.00	
		Munder Capital Management	0.00	
		Northern Trust	9,956,596.87	
		Nuance Investments	14,227,787.00	
		PICTET International Equity Fu	0.00	
		PIMCO MF	10,662,397.63	
		RBC Global Asset Management (U	0.00	
		Reinhart Partners	12,470,192.16	
		SSGA Index Fund	64,261,736.66	
		Seizert Capital Partner, LLC	0.00	
		T. Rowe Price	72,271,407.02	
		Times Square Capital Managemen	17,129,730.20	
		Wedge Capital Management	0.00	
		Wells Capital Management	16,463,336.31	
		Totals for Retirement Equity & Fixed		523,919,896.39
	Retirement Real Estate			
		AEW PARTNERS RE VII	1,209,973.00	
		Alidade Capital Fund IV, LP	4,184,139.00	
		DUNE REAL ESTATE	4,177,544.00	
		JPMorgan European Property Fun	68,570.40	
		Morgan Stanley Prime Fund	42,573,237.46	
		Prudential -Prissa II	15,090,714.51	
		ValStone	1,613,161.00	
		Walton Street Real Estate Fund	2,224,273.00	
		Totals for Retirement Real Estate		71,141,612.37
	Venture Capital and Partnerships			
		ABS EM LP	17,729,248.00	
		Alidade Capital Fund IV, LP	1,832,680.20	
		BlackRock IX LP	10,158,441.00	
		Bloomfield Capital V	7,869,704.00	
		Capital Dynamics	803,147.84	
		Churchill Middle Market	3,636,918.00	
		HIG Fund IV	8,100,823.00	
		Hamilton Lane Secondary Fund V	8,414,281.00	
		PASF IV	9,445,296.00	
		Totals for Venture Capital and Partnerships		67,990,539.04
		Totals for Employees' Retirement System		669,693,939.08
73200	VEBA Trust			
	Hedge Funds			
		ABS	12,241,676.73	
		Totals for Hedge Funds		12,241,676.73
	Retirement Equity & Fixed			
		CS McKee - Fixed	248,081,843.28	
		Fidelity Int Equity	0.03	
		Franklin Templeton - Fixed	0.00	



Oakland County Treasurer's Office
Summary of Investments by Fund, Type, and Issuer
Report as of July 31, 2023

Page 2

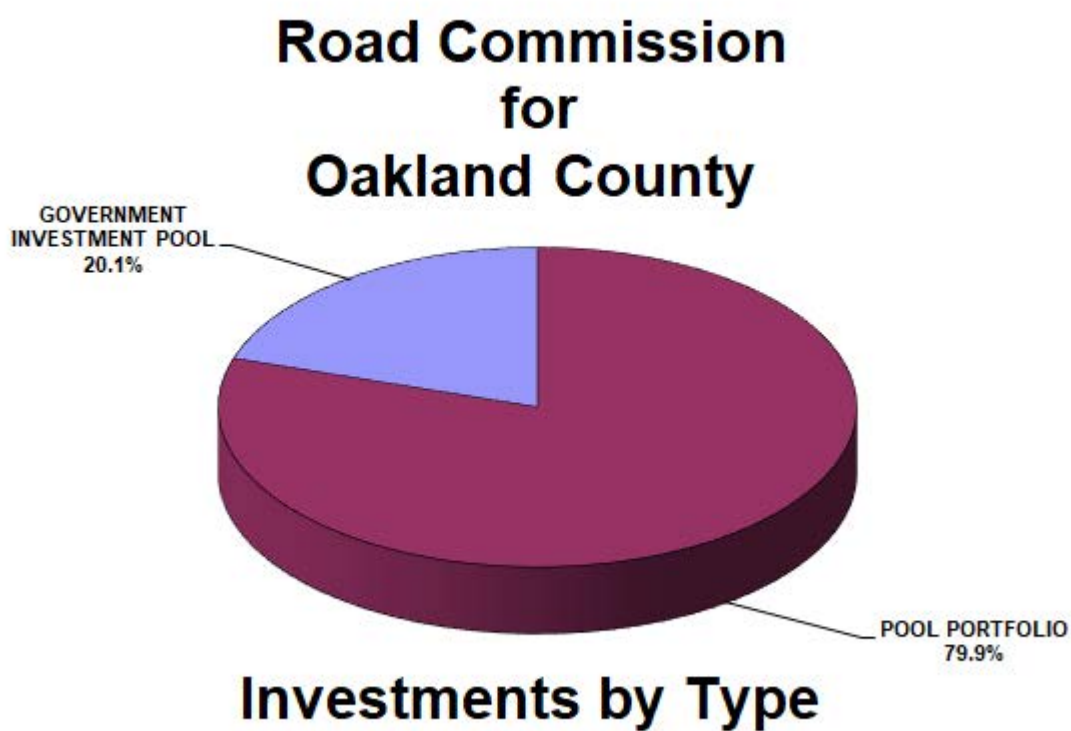
Fund	Type	Issuer	Current Original Cost Issuer Subtotals	Current Original Cost Type & Fund Totals
		HGK INTL EQ	59,436,238.00	
		JPMorgan Chase	0.00	
		Lazard Asset Management	63,203,663.91	
		Lee Munder	56,497,960.57	
		Loomis Sayles - Fixed	130,130,475.24	
		Loomis Sayles Small Cap	56,943,263.88	
		Marathon Distressed Credit	22,932,723.00	
		Munder Capital Management	0.00	
		Northern Trust	21,592,660.80	
		Nuance Investments	26,037,568.06	
		PICTET International Equity Fu	0.00	
		PIMCO MF	45,270,241.40	
		RBC Global Asset Management (U	0.00	
		Reinhart Partners	29,892,294.34	
		SSGA Index Fund	141,380,985.22	
		Seizert Capital Partner, LLC	0.00	
		T. Rowe Price	164,027,454.87	
		Times Square Capital Managemen	36,215,160.87	
		Van Mid Core VO	30,442,362.72	
		Wedge Capital Management	0.00	
		Wells Capital Management	33,533,401.49	
		Totals for Retirement Equity & Fixed		1,165,618,297.68
	Retirement Real Estate			
		AEW PARTNERS RE VII	2,419,939.00	
		Alidade Capital Fund IV, LP	2,510,484.00	
		DUNE REAL ESTATE	8,355,106.00	
		Hamilton Lane Secondary Fund V	0.00	
		Macquarie European Infrastruct	33,919.91	
		Macquarie Infrastructure Partn	1.00	
		Morgan Stanley Prime Fund	82,824,494.58	
		Prudential -Prissa II	57,558,304.26	
		ValStone	2,419,741.00	
		Walton Street Real Estate Fund	4,448,547.00	
		Totals for Retirement Real Estate		160,570,536.75
	Venture Capital and Partnerships			
		ABS EM LP	32,006,314.00	
		Alidade Capital Fund IV, LP	5,497,867.00	
		BlackRock IX LP	16,930,734.00	
		Bloomfield Capital V	14,755,694.00	
		Capital Dynamics	2,409,617.01	
		Churchill Middle Market	6,061,530.00	
		HIG Fund IV	15,044,385.00	
		Hamilton Lane Secondary Fund V	14,724,995.00	
		PASF IV	16,529,266.00	
		Totals for Venture Capital and Partnerships		123,960,402.01
		Totals for VEBA Trust		1,462,390,913.17
73310	Superseding Trust			
	Retirement Equity & Fixed			
		CS McKee - Fixed	6,954,818.60	
		JPMorgan Chase	0.00	
		SSGA Index Fund	13,087,721.59	
		Totals for Retirement Equity & Fixed		20,042,540.19
		Totals for Superseding Trust		20,042,540.19
GRAND TOTALS:				2,152,127,392.44

Road Commission
For
Oakland County



Oakland County Treasurer's Office
Summary of All Investment Balances by Type
Report as of July 31, 2023

Type	Current Original Cost
Governmental Investment Pool	21,347,991.26
Pool Portfolio	85,035,043.14
GRAND TOTALS:	<u>106,383,034.40</u>





Oakland County Treasurer's Office
Summary of Investments by Fund, Type, and Issuer
Report as of July 31, 2023

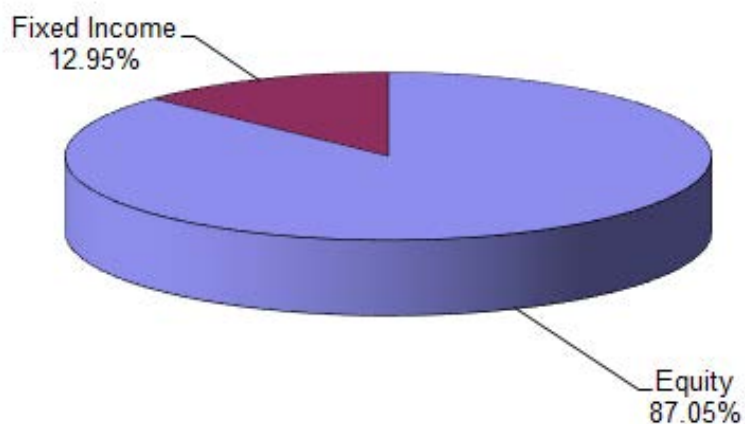
Page 1

Fund	Type	Issuer	Current Original Cost Issuer Subtotals	Current Original Cost Type & Fund Totals
95210	Road Commission Fund			
	Governmental Investment Pool			
		Flagstar Bank	358,074.83	
		Imprest Cash	2,800.00	
		MI CLASS	7,015,958.62	
		Totals for Governmental Investment Pool		7,376,833.45
		Totals for Road Commission Fund		7,376,833.45
95211	Road Commission Special Assmnt			
	Governmental Investment Pool			
		Federated Investors	10,111,272.53	
		Totals for Governmental Investment Pool		10,111,272.53
		Totals for Road Commission Special Assmnt		10,111,272.53
95293	Road Commission Escrow			
	Governmental Investment Pool			
		Flagstar Bank	3,827,885.28	
		Totals for Governmental Investment Pool		3,827,885.28
		Totals for Road Commission Escrow		3,827,885.28
95295	Road Commission Risk Managemen			
	Governmental Investment Pool			
		Flagstar Bank	32,000.00	
		Totals for Governmental Investment Pool		32,000.00
		Totals for Road Commission Risk Managemen		32,000.00
GRAND TOTALS:				21,347,991.26

Oakland County Treasurer's Office
Summary of All Investment Balances by Type
 Report as of July 31, 2023

Type	Current Original Cost
Retirement Equity & Fixed	267,944,469.64
GRAND TOTALS:	267,944,469.64

Road Commission Retirement



Retirement Investments by Type



Oakland County Treasurer's Office
Summary of Investments by Fund, Type, and Issuer
Report as of July 31, 2023

Page 1

Fund	Type	Issuer	Current Original Cost Issuer Subtotals	Current Original Cost Type & Fund Totals
95234	Road Commission Retirement			
	Retirement Equity & Fixed			
		Comerica Bond Index Fund	0.00	
		Commingled Mutual Fund Acct	124,703,920.16	
		Cumberland Advisors Inc fixed	29,557,420.64	
		Harding Loevner LP Intl	16,379,865.23	
		LS Investment Advisors LLC	1,102.35	
		RE Principal Enhanced Proper	25,274,448.83	
		Receipt & Disburse Cash Acct	480,778.43	
		Rothschild Asset Management	0.00	
		Totals for Retirement Equity & Fixed		196,397,535.64
		Totals for Road Commission Retirement		196,397,535.64
95235	Road Commission Retiree Health			
	Retirement Equity & Fixed			
		American Realty	4,405,889.56	
		Cash Account	4,662,671.41	
		Commingled Mutual Fund Acct	42,684,945.17	
		Garcia Hamilton & Associates	14,907,111.46	
		Harding Loevner LP Intl	4,886,316.40	
		Totals for Retirement Equity & Fixed		71,546,934.00
		Totals for Road Commission Retiree Health		71,546,934.00
GRAND TOTALS:				267,944,469.64