



FINANCIAL REPORT OF INVESTMENTS

August 31, 2023

PREPARED BY:

ROBERT WITTENBERG, COUNTY TREASURER

Robert Wittenberg, Oakland County Treasurer

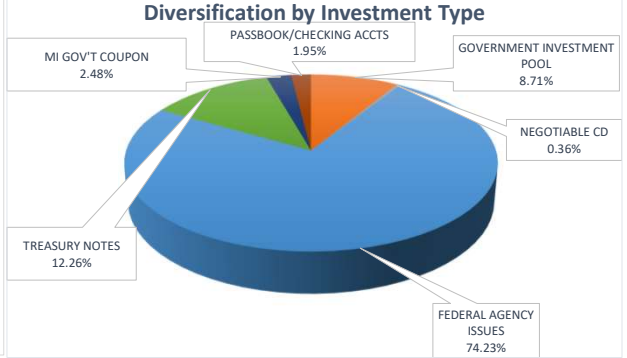
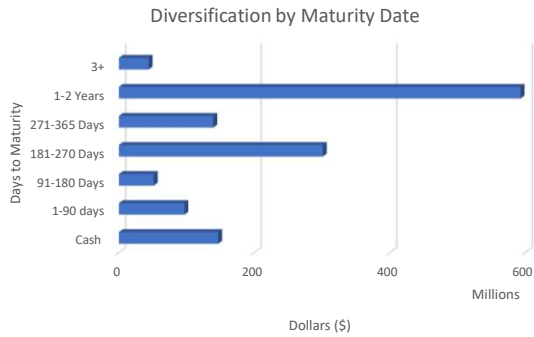
Investment Report Summary

Investment Portfolio



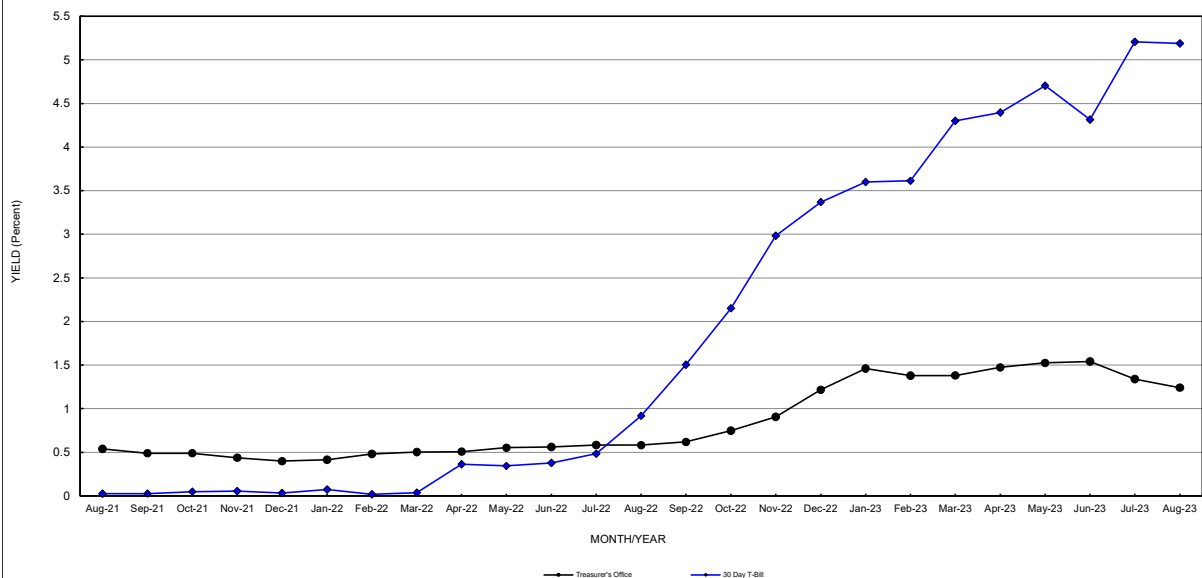
Type	Current Original Cost
Federal Agency Issues - Coupon	1,018,175,211.05
Governmental Investment Pool	119,439,512.07
MI Gov't Coupon	34,000,000.00
Negotiable CDs	4,995,000.00
Passbook/Checking Accounts	26,801,731.68
Treasury Notes	168,201,407.81
GRAND TOTALS:	1,371,612,862.61

Diversification



Yield

Robert Wittenberg, Oakland County Treasurer Investment Pool Yield Comparisons





Oakland County Treasurer
GASB 40 Credit & Interest Rate Risk
Sorted by InvestmentType
Through 08/31/2023

Security ID	Investment #	Issuer	Par Value	Book Value	Market Value	Reported Value	Moody's	S&P	% of Portfolio	Current Yield	Days to Maturity	Maturity Date	Modified Duration
Governmental Investment Pool													
MI 01 0047 0003	111745	MI Class	78,319,972.71	78,319,972.71	78,319,972.71	78,319,972.71			5.95	5.420	1		0.000
01381917549	125359	Huntington Pool and Securities	31,105,667.81	31,105,667.81	31,105,667.81	31,105,667.81			2.36	5.240	1		0.000
1000475853	127424	Choice One Bank	10,013,871.55	10,013,871.55	10,013,871.55	10,013,871.55			0.76	0.010	1		0.000
		Subtotal	119,439,512.07	119,439,512.07	119,439,512.07	119,439,512.07			9.07	4.920	1		0.000
Negotiable CDs													
32110YVG7	127339	First Natl Bk of America	5,000,000.00	4,995,000.00	4,872,733.05	4,995,000.00	P-1	A-1	0.38	7.344	143	01/22/2024	0.387 †
		Subtotal	5,000,000.00	4,995,000.00	4,872,733.05	4,995,000.00			0.38	7.344	143		0.387 †
Federal Agency Issues - Coupon													
3133ENAU4	127278	Federal Farm Credit Bank	10,000,000.00	9,994,000.00	9,851,834.60	9,851,834.60			0.75	3.282	41	10/12/2023	0.112 †
3133ENBN9	127288	Federal Farm Credit Bank	15,000,000.00	14,988,000.00	14,765,875.05	14,765,875.05			1.12	3.517	49	10/20/2023	0.134 †
3136G46A6	127091	Fannie Mae	10,000,000.00	10,000,000.00	9,832,821.00	9,832,821.00			0.75	3.706	56	10/27/2023	0.153 †
31422XPP1	127302	Farmer Mac Coupon	10,000,000.00	10,000,000.00	9,832,142.20	9,832,142.20			0.75	3.974	62	11/02/2023	0.169 †
31422XPP1	127304	Farmer Mac Coupon	5,000,000.00	5,000,000.00	4,916,071.10	4,916,071.10			0.37	3.974	62	11/02/2023	0.169 †
3134GXAY0	127098	Freddie Mac Coupon	5,000,000.00	5,000,000.00	4,908,479.85	4,908,479.85	Aaa	AA	0.37	4.035	73	11/13/2023	0.200 †
31422B3E8	127101	Farmer Mac Coupon	2,350,000.00	2,348,825.00	2,303,426.55	2,303,426.55			0.18	4.360	80	11/20/2023	0.219 †
31422B3E8	127236	Farmer Mac Coupon	4,000,000.00	4,000,000.00	3,920,726.04	3,920,726.04			0.30	4.360	80	11/20/2023	0.219 †
3134GXCA0	127102	Freddie Mac Coupon	5,000,000.00	5,000,000.00	4,897,131.10	4,897,131.10			0.37	4.528	84	11/24/2023	0.230 †
31422XQD7	127320	Farmer Mac Coupon	5,000,000.00	5,000,000.00	4,900,985.75	4,900,985.75	Aaa	AAA	0.37	4.632	89	11/29/2023	0.243 †
3130ASFS3	127356	Federal Home Loan Bank	10,000,000.00	10,000,000.00	9,877,745.70	10,000,000.00	Aaa	AAA	0.76	5.563	118	12/28/2023	0.323 †
31422XJA1	127206	Farmer Mac Coupon	6,000,000.00	6,000,000.00	5,847,486.48	5,847,486.48	Aaa	AAA	0.44	5.555	123	01/02/2024	0.336 †
3130AM3C4	127168	Federal Home Loan Bank	10,000,000.00	10,000,000.00	9,699,403.20	9,699,403.20			0.74	6.559	150	01/29/2024	0.410 †
3133ENNE6	127343	Federal Farm Credit Bank	5,000,000.00	4,965,000.00	4,869,598.45	4,869,598.45			0.37	6.619	161	02/09/2024	0.441 †
3133EMSD5	127126	Federal Farm Credit Bank	10,000,000.00	9,990,000.00	9,650,215.40	9,650,215.40			0.73	9.498	182	03/01/2024	0.498 †
31422XCD2	127131	Farmer Mac Coupon	10,000,000.00	10,000,000.00	9,650,401.00	9,650,401.00			0.73	7.384	189	03/08/2024	0.500 †
3130ALJ70	127134	Federal Home Loan Bank	20,000,000.00	20,000,000.00	19,270,623.80	19,270,623.80			1.46	7.541	193	03/12/2024	0.510 †
3133EMTD4	127135	Federal Farm Credit Bank	5,000,000.00	5,000,000.00	4,819,231.00	4,819,231.00			0.37	7.335	196	03/15/2024	0.518 †
3130ALKS2	127136	Federal Home Loan Bank	10,000,000.00	9,990,000.00	9,638,803.60	9,638,803.60			0.73	7.334	196	03/15/2024	0.518 †
31422XUA8	127344	Farmer Mac Coupon	5,000,000.00	5,000,000.00	4,848,573.90	4,848,573.90			0.37	6.977	203	03/22/2024	0.538 †

Oakland County Treasurer
GASB 40 Credit & Interest Rate Risk
Sorted by InvestmentType
Through 08/31/2023

Security ID	Investment #	Issuer	Par Value	Book Value	Market Value	Reported Value	Moody's S&P		% of Portfolio	Current Yield	Days to Maturity	Maturity Date	Modified Duration
Federal Agency Issues - Coupon													
3130ALLM4	127144	Federal Home Loan Bank	5,000,000.00	5,000,000.00	4,809,822.65	4,809,822.65			0.37	7.223	209	03/28/2024	0.554 ↑
3130ALU77	127147	Federal Home Loan Bank	10,000,000.00	10,000,000.00	9,609,657.30	9,609,657.30			0.73	7.410	209	03/28/2024	0.553 ↑
3134GXYZ1	127423	Freddie Mac Coupon	10,000,000.00	10,000,000.00	9,801,701.10	10,000,000.00	Aaa	AA	0.76	6.554	209	03/28/2024	0.558 ↑
3134GXYZ1	127415	Freddie Mac Coupon	10,000,000.00	10,000,000.00	9,801,701.10	10,000,000.00	Aaa	AA	0.76	6.554	209	03/28/2024	0.558
31422XNR9	127274	Farmer Mac Coupon	5,000,000.00	5,000,000.00	4,811,200.45	4,811,200.45			0.37	7.069	216	04/04/2024	0.570 ↑
3130ALTJ3	127155	Federal Home Loan Bank	10,000,000.00	10,000,000.00	9,607,520.50	9,607,520.50			0.73	7.144	220	04/08/2024	0.580 ↑
3130ALTJ3	127154	Federal Home Loan Bank	10,000,000.00	10,000,000.00	9,607,520.50	9,607,520.50			0.73	7.144	220	04/08/2024	0.580 ↑
3130ALRH9	127156	Federal Home Loan Bank	10,000,000.00	10,000,000.00	9,590,004.80	9,590,004.80			0.73	7.354	224	04/12/2024	0.590 ↑
3130ALWE0	127157	Federal Home Loan Bank	15,000,000.00	15,000,000.00	14,400,507.75	14,400,507.75			1.09	7.080	227	04/15/2024	0.600 ↑
3133EMXB3	127166	Federal Farm Credit Bank	10,000,000.00	10,000,000.00	9,571,951.60	9,571,951.60	Aaa	AA	0.73	7.290	234	04/22/2024	0.617 ↑
3130ALXB5	127165	Federal Home Loan Bank	15,000,000.00	15,000,000.00	14,370,790.65	14,370,790.65	Aaa	AA	1.09	7.260	234	04/22/2024	0.618 ↑
3130AM3D2	127169	Federal Home Loan Bank	10,000,000.00	10,000,000.00	9,582,744.40	9,582,744.40			0.73	6.968	241	04/29/2024	0.638 ↑
3130AM5Q1	127170	Federal Home Loan Bank	10,000,000.00	10,000,000.00	9,585,940.80	9,585,940.80	Aaa	AA	0.73	6.958	241	04/29/2024	0.637 ↑
3130ALXQ2	127167	Federal Home Loan Bank	10,000,000.00	10,000,000.00	9,575,728.70	9,575,728.70	Aaa	AA	0.73	7.187	241	04/29/2024	0.636 ↑
3133ENCV0	127303	Federal Farm Credit Bank	10,000,000.00	9,995,000.00	9,599,446.00	9,599,446.00	Aaa	AA	0.73	6.897	244	05/02/2024	0.645 ↑
31422XEG3	127175	Farmer Mac Coupon	6,000,000.00	6,000,000.00	5,749,617.12	5,749,617.12	Aaa	AA	0.44	6.859	245	05/03/2024	0.649 ↑
3133EMYR7	127178	Federal Farm Credit Bank	10,000,000.00	10,000,000.00	9,570,467.80	9,570,467.80	Aaa	AA	0.73	6.947	248	05/06/2024	0.656 ↑
3130AM5C2	127177	Federal Home Loan Bank	10,000,000.00	10,000,000.00	9,574,145.80	9,574,145.80	Aaa	AA	0.73	6.935	248	05/06/2024	0.656 ↑
31422XGD8	127180	Farmer Mac Coupon	10,000,000.00	10,000,000.00	9,568,764.00	9,568,764.00	Aaa	AAA	0.73	6.942	249	05/07/2024	0.659 ↑
31422XPQ9	127307	Farmer Mac Coupon	10,000,000.00	10,000,000.00	9,602,410.30	9,602,410.30	Aaa	AA	0.73	6.749	250	05/08/2024	0.662 ↑
3130AM6N7	127181	Federal Home Loan Bank	10,000,000.00	10,000,000.00	9,565,812.50	9,565,812.50	Aaa	AA	0.73	6.913	252	05/10/2024	0.667 ↑
3130AMBZ4	127183	Federal Home Loan Bank	10,000,000.00	10,000,000.00	9,558,615.00	9,558,615.00	Aaa	AA	0.73	6.856	259	05/17/2024	0.686 ↑
3130AMBW1	127186	Federal Home Loan Bank	10,000,000.00	10,000,000.00	9,557,564.90	9,557,564.90	Aaa	AA	0.73	6.828	262	05/20/2024	0.694 ↑
3130AMDM1	127187	Federal Home Loan Bank	10,000,000.00	10,000,000.00	9,552,745.40	9,552,745.40	Aaa	AA	0.73	6.811	266	05/24/2024	0.705 ↑
31422XGP1	127188	Farmer Mac Coupon	5,000,000.00	5,000,000.00	4,774,621.55	4,774,621.55	Aaa	AA	0.36	6.730	268	05/26/2024	0.711 ↑
31422XQC9	127321	Farmer Mac Coupon	5,000,000.00	5,000,000.00	4,791,423.35	4,791,423.35	Aaa	AA	0.36	6.617	271	05/29/2024	0.718 ↑
3130AMQR6	127193	Federal Home Loan Bank	7,555,000.00	7,555,000.00	7,197,159.01	7,197,159.01	Aaa	AA	0.55	6.796	280	06/07/2024	0.740 ↑
3130AMJ52	127197	Federal Home Loan Bank	5,000,000.00	5,000,000.00	4,763,732.55	4,763,732.55	Aaa	AA	0.36	6.762	283	06/10/2024	0.748 ↑
3130AMND0	127200	Federal Home Loan Bank	5,000,000.00	5,000,000.00	4,760,706.45	4,760,706.45	Aaa	AA	0.36	6.718	290	06/17/2024	0.767 ↑
31422XHZ8	127202	Farmer Mac Coupon	5,000,000.00	5,000,000.00	4,755,174.10	4,755,174.10	Aaa	AA	0.36	6.649	301	06/28/2024	0.797 ↑
31422XJB9	127201	Farmer Mac Coupon	5,000,000.00	5,000,000.00	4,761,346.70	4,761,346.70	Aaa	AA	0.36	6.538	301	06/28/2024	0.797 ↑
3133ELQ56	127310	Federal Farm Credit Bank	10,000,000.00	9,984,000.00	9,517,429.00	9,517,429.00	Aaa	AA	0.72	6.598	305	07/02/2024	0.807 ↑
3133EMT51	127214	Federal Farm Credit Bank	10,000,000.00	9,990,000.00	9,482,356.30	9,482,356.30	Aaa	AA	0.72	6.547	322	07/19/2024	0.854 ↑
3133EMT51	127237	Federal Farm Credit Bank	5,000,000.00	5,000,000.00	4,741,178.15	4,741,178.15	Aaa	AA	0.36	6.547	322	07/19/2024	0.854 ↑

Portfolio OAK
CP

Run Date: 09/05/2023 - 08:37

Oakland County Treasurer
GASB 40 Credit & Interest Rate Risk
Sorted by InvestmentType
Through 08/31/2023

Security ID	Investment #	Issuer	Par Value	Book Value	Market Value	Reported Value	Moody's S&P		% of Portfolio	Current Yield	Days to Maturity	Maturity Date	Modified Duration
Federal Agency Issues - Coupon													
3133EMV25	127220	Federal Farm Credit Bank	5,000,000.00	5,011,000.00	4,745,728.50	4,745,728.50	Aaa	AA	0.36	6.391	326	07/23/2024	0.865 ↑
3133EM2X9	127227	Federal Farm Credit Bank	5,000,000.00	5,000,000.00	4,723,536.55	4,723,536.55	Aaa	AA	0.36	6.452	353	08/19/2024	0.935 ↑
3133EM2U5	127234	Federal Farm Credit Bank	5,794,000.00	5,794,000.00	5,473,634.15	5,473,634.15	Aaa	AA	0.42	6.452	353	08/19/2024	0.935 ↑
3133EM2U5	127226	Federal Farm Credit Bank	25,000,000.00	24,987,500.00	23,617,682.75	23,617,682.75	Aaa	AA	1.79	6.452	353	08/19/2024	0.935
3130AMDT6	127185	Federal Home Loan Bank	5,000,000.00	5,000,000.00	4,724,389.80	4,724,389.80	Aaa	AA	0.36	6.449	353	08/19/2024	0.934 ↑
3130AMCN0	127189	Federal Home Loan Bank	10,000,000.00	10,000,000.00	9,443,505.40	9,443,505.40	Aaa	AA	0.72	6.414	360	08/26/2024	0.952 ↑
3133EL5S9	127233	Federal Farm Credit Bank	15,000,000.00	15,000,000.00	14,145,035.55	14,145,035.55	Aaa	AA	1.07	6.424	368	09/03/2024	0.970 ↑
3133ENQC7	127346	Federal Farm Credit Bank	10,000,000.00	10,000,000.00	9,593,556.60	9,593,556.60			0.73	6.171	368	09/03/2024	0.960 ↑
31422XMH2	127231	Farmer Mac Coupon	5,000,000.00	5,000,000.00	4,718,573.10	4,718,573.10	Aaa	AA	0.36	6.263	368	09/03/2024	0.972 ↑
31422XMH2	127232	Farmer Mac Coupon	5,000,000.00	5,000,000.00	4,718,573.10	4,718,573.10	Aaa	AA	0.36	6.263	368	09/03/2024	0.972 ↑
3133EM4K5	127238	Federal Farm Credit Bank	7,725,000.00	7,725,000.00	7,276,251.81	7,276,251.81	Aaa	AA	0.55	6.401	374	09/09/2024	0.986 ↑
3130ANVA5	127239	Federal Home Loan Bank	5,925,000.00	5,925,000.00	5,584,224.28	5,584,224.28	Aaa	AA	0.42	6.386	375	09/10/2024	0.989 ↑
3133ENL40	127394	Federal Farm Credit Bank	13,135,000.00	13,053,957.05	12,844,099.81	13,053,957.05	Aaa	AAA	0.99	5.739	378	09/13/2024	0.979 ↑
3130ANU65	127240	Federal Home Loan Bank	10,000,000.00	10,000,000.00	9,418,438.30	9,418,438.30	Aaa	AA	0.72	6.385	378	09/13/2024	0.997 ↑
880591ER9	127221	Tenn Valley Authority	2,598,000.00	2,794,798.50	2,519,519.64	2,519,519.64	Aaa	AA	0.19	5.917	380	09/15/2024	0.988 ↑
31422XG89	127407	Farmer Mac Coupon	10,000,000.00	10,000,000.00	9,829,002.50	10,000,000.00	Aaa	AAA	0.76	5.648	385	09/20/2024	0.995 ↑
3133EM5X6	127257	Federal Farm Credit Bank	6,000,000.00	6,000,000.00	5,661,620.64	5,661,620.64	Aaa	AA	0.43	5.995	388	09/23/2024	1.026 ↑
31422XMJ8	127261	Farmer Mac Coupon	15,000,000.00	15,000,000.00	14,112,591.30	14,112,591.30	Aaa	AA	1.07	6.338	389	09/24/2024	1.026 ↑
3134GX2N3	127418	Freddie Mac Coupon	9,266,000.00	9,247,468.00	9,066,442.88	9,247,468.00	Aaa	AA	0.70	6.109	392	09/27/2024	1.011 ↑
31422XMU3	127264	Farmer Mac Coupon	10,000,000.00	10,000,000.00	9,422,209.40	9,422,209.40	Aaa	AA	0.72	6.109	392	09/27/2024	1.036 ↑
31422XMV1	127273	Farmer Mac Coupon	15,000,000.00	15,000,000.00	14,092,897.05	14,092,897.05	Aaa	AA	1.07	6.320	399	10/04/2024	1.054 ↑
31422XNQ1	127275	Farmer Mac Coupon	5,000,000.00	5,000,000.00	4,713,412.45	4,713,412.45	Aaa	AA	0.36	6.066	399	10/04/2024	1.055 ↑
3130ALWM2	127158	Federal Home Loan Bank	5,000,000.00	5,000,000.00	4,697,941.70	4,697,941.70	Aaa	AA	0.36	6.259	410	10/15/2024	1.083 ↑
3130APAH8	127281	Federal Home Loan Bank	15,000,000.00	15,000,000.00	14,084,617.80	14,084,617.80	Aaa	AA	1.07	6.267	410	10/15/2024	1.083 ↑
31422XNT5	127283	Farmer Mac Coupon	5,000,000.00	5,000,000.00	4,702,653.25	4,702,653.25	Aaa	AA	0.36	6.021	413	10/18/2024	1.093 ↑
3133ENBM1	127289	Federal Farm Credit Bank	10,000,000.00	9,972,500.00	9,393,625.50	9,393,625.50	Aaa	AA	0.71	6.229	416	10/21/2024	1.099 ↑
3133ENBM1	127290	Federal Farm Credit Bank	15,000,000.00	14,985,937.50	14,090,438.25	14,090,438.25	Aaa	AA	1.07	6.229	416	10/21/2024	1.099 ↑
3130APBN4	127292	Federal Home Loan Bank	10,000,000.00	10,000,000.00	9,393,003.90	9,393,003.90	Aaa	AA	0.71	6.229	416	10/21/2024	1.100 ↑
3130APCW3	127291	Federal Home Loan Bank	5,000,000.00	5,000,000.00	4,713,078.70	4,713,078.70	Aaa	AA	0.36	6.041	416	10/21/2024	1.099 ↑
3130APF59	127301	Federal Home Loan Bank	10,000,000.00	10,000,000.00	9,438,673.70	9,438,673.70	Aaa	AA	0.72	5.676	423	10/28/2024	1.120 ↑
3130APF59	127297	Federal Home Loan Bank	5,000,000.00	5,000,000.00	4,719,336.85	4,719,336.85	Aaa	AA	0.36	5.676	423	10/28/2024	1.120 ↑
3130APK79	127298	Federal Home Loan Bank	10,000,000.00	10,000,000.00	9,394,736.70	9,394,736.70	Aaa	AA	0.71	6.197	423	10/28/2024	1.117 ↑
3130APJ22	127296	Federal Home Loan Bank	10,000,000.00	10,000,000.00	9,389,692.10	9,389,692.10	Aaa	AA	0.71	6.203	423	10/28/2024	1.118 ↑
3130APJT3	127300	Federal Home Loan Bank	7,000,000.00	7,000,000.00	6,599,043.36	6,599,043.36	Aaa	AA	0.50	6.202	423	10/28/2024	1.115 ↑

Oakland County Treasurer
GASB 40 Credit & Interest Rate Risk
Sorted by InvestmentType
Through 08/31/2023

Security ID	Investment #	Issuer	Par Value	Book Value	Market Value	Reported Value	Moody's	S&P	% of Portfolio	Current Yield	Days to Maturity	Maturity Date	Modified Duration
Federal Agency Issues - Coupon													
31422XPC0	127299	Farmer Mac Coupon	6,000,000.00	6,000,000.00	5,656,698.00	5,656,698.00	Aaa	AA	0.43	5.946	423	10/28/2024	1.119 ↑
3130AM2N1	127172	Federal Home Loan Bank	5,000,000.00	5,000,000.00	4,708,809.15	4,708,809.15	Aaa	AA	0.36	6.019	424	10/29/2024	1.120 ↑
3130APLV5	127309	Federal Home Loan Bank	5,000,000.00	5,000,000.00	4,716,254.10	4,716,254.10	Aaa	AA	0.36	6.161	434	11/08/2024	1.142 ↑
3130APLF0	127308	Federal Home Loan Bank	10,000,000.00	10,000,000.00	9,395,811.90	9,395,811.90	Aaa	AA	0.71	6.151	434	11/08/2024	1.144 ↑
3133ENDU1	127314	Federal Farm Credit Bank	5,000,000.00	4,997,500.00	4,673,110.75	4,673,110.75	Aaa	AA	0.36	6.465	441	11/15/2024	1.161 ↑
3130APNB7	127316	Federal Home Loan Bank	10,000,000.00	10,000,000.00	9,400,648.90	9,400,648.90	Aaa	AA	0.71	6.099	444	11/18/2024	1.170 ↑
3130APMP7	127315	Federal Home Loan Bank	10,000,000.00	10,000,000.00	9,390,148.10	9,390,148.10	Aaa	AA	0.71	6.110	444	11/18/2024	1.171 ↑
3130APQ73	127318	Federal Home Loan Bank	5,000,000.00	5,000,000.00	4,705,012.90	4,705,012.90	Aaa	AA	0.36	6.072	448	11/22/2024	1.181 ↑
3133ENKQ2	127330	Federal Farm Credit Bank	5,000,000.00	5,000,000.00	4,688,892.70	4,688,892.70	Aaa	AA	0.36	5.876	500	01/13/2025	1.319 ↑
31422XSU7	127333	Farmer Mac Coupon	5,000,000.00	5,000,000.00	4,711,124.30	4,711,124.30	Aaa	AA	0.36	5.644	501	01/14/2025	1.323 ↑
3130ASL23	127367	Federal Home Loan Bank	10,000,000.00	10,000,000.00	9,786,259.90	10,000,000.00	Aaa	AAA	0.76	5.621	509	01/22/2025	1.325 ↑
3134GXQ56	127381	Freddie Mac Coupon	5,000,000.00	5,000,000.00	4,887,579.70	5,000,000.00	Aaa	AA	0.38	5.598	544	02/26/2025	1.416 ↑
3133EMSC7	127235	Federal Farm Credit Bank	14,750,000.00	14,713,125.00	13,643,070.47	13,643,070.47	Aaa	AA	1.04	5.755	549	03/03/2025	1.455 ↑
31422XUT7	127347	Farmer Mac Coupon	10,000,000.00	10,000,000.00	9,486,829.10	9,486,829.10			0.72	5.576	553	03/07/2025	1.445 ↑
3133EM5V0	127253	Federal Farm Credit Bank	5,000,000.00	4,996,250.00	4,622,860.25	4,622,860.25	Aaa	AA	0.35	5.696	567	03/21/2025	1.503 ↑
3134GXXM9	127349	Freddie Mac Coupon	10,000,000.00	10,000,000.00	9,509,145.30	9,509,145.30			0.72	5.514	571	03/25/2025	1.492 ↑
3133EMUP5	127151	Federal Farm Credit Bank	10,000,000.00	10,000,000.00	9,260,015.20	9,260,015.20	Aaa	AA	0.70	5.662	578	04/01/2025	1.529 ↑
3133EMUP5	127150	Federal Farm Credit Bank	10,000,000.00	10,000,000.00	9,260,015.20	9,260,015.20	Aaa	AA	0.70	5.662	578	04/01/2025	1.529 ↑
3133EMWH1	127163	Federal Farm Credit Bank	10,000,000.00	10,000,000.00	9,239,949.70	9,239,949.70	Aaa	AA	0.70	5.630	598	04/21/2025	1.582 ↑
3133EMXS6	127171	Federal Farm Credit Bank	5,000,000.00	4,997,750.00	4,593,382.05	4,593,382.05	Aaa	AA	0.35	5.943	605	04/28/2025	1.599 ↑
3130AMMC3	127196	Federal Home Loan Bank	6,000,000.00	6,000,000.00	5,531,942.70	5,531,942.70	Aaa	AA	0.42	5.480	647	06/09/2025	1.712 ↑
3134GXN59	127380	Freddie Mac Coupon	5,000,000.00	5,000,000.00	4,877,332.20	5,000,000.00	Aaa	AA	0.38	5.318	725	08/26/2025	1.877 ↑
3134GXX82	127410	Freddie Mac Coupon	10,000,000.00	10,000,000.00	9,839,197.40	10,000,000.00	Aaa	AA	0.76	4.830	753	09/23/2025	1.917 ↑
3134GXZ80	127417	Freddie Mac Coupon	10,000,000.00	9,995,000.00	9,823,528.50	9,995,000.00	Aaa	AA	0.76	5.415	756	09/26/2025	1.908 ↑
3133EM6P2	127267	Federal Farm Credit Bank	10,000,000.00	9,993,000.00	9,114,015.20	9,114,015.20	Aaa	AA	0.69	5.257	759	09/29/2025	2.006 ↑
3134GX2T0	127419	Freddie Mac Coupon	10,000,000.00	10,000,000.00	9,791,824.70	10,000,000.00	Aaa	AA	0.76	5.576	760	09/30/2025	1.918 ↑
3135GA2A8	127241	Fannie Mae	3,200,000.00	3,185,600.00	2,901,729.57	2,901,729.57	Aaa	AA	0.22	5.202	788	10/28/2025	2.088 ↑
3130AL3F9	127127	Federal Home Loan Bank	10,000,000.00	10,000,000.00	8,994,437.60	8,994,437.60	Aaa	AA	0.68	5.075	914	03/03/2026	2.414 ↑
3130ALTT1	127146	Federal Home Loan Bank	10,000,000.00	10,000,000.00	9,040,344.70	9,040,344.70	Aaa	AA	0.69	5.022	941	03/30/2026	2.478 ↑
3130ALPQ1	127149	Federal Home Loan Bank	5,000,000.00	5,000,000.00	4,584,093.10	4,584,093.10	Aaa	AA	0.35	4.448	941	03/30/2026	2.477 ↑
3130AMCL4	127184	Federal Home Loan Bank	5,000,000.00	5,000,000.00	4,506,600.70	4,506,600.70	Aaa	AA	0.34	4.947	991	05/19/2026	2.611 ↑
3133EMUQ3	127148	Federal Farm Credit Bank	10,000,000.00	10,000,000.00	8,919,064.30	8,919,064.30	Aaa	AA	0.68	4.610	1,306	03/30/2027	3.405 ↑
Subtotal			1,018,298,000.00	1,018,175,211.05	969,794,579.76	971,864,589.32			73.85	6.179	366		0.963 ↑

Oakland County Treasurer
GASB 40 Credit & Interest Rate Risk
Sorted by InvestmentType
Through 08/31/2023

Security ID	Investment #	Issuer	Par Value	Book Value	Market Value	Reported Value	Moody's	S&P	% of Portfolio	Current Yield	Days to Maturity	Maturity Date	Modified Duration
Treasury Notes													
9128285D8	127285	US Treasury Note	10,000,000.00	10,489,000.00	9,940,616.60	9,940,616.60			0.76	4.087	29	09/30/2023	0.079 ↑
91282CAP6	127286	US Treasury Note	15,000,000.00	14,930,250.00	14,783,203.20	14,783,203.20			1.12	3.060	44	10/15/2023	0.120 ↑
91282CBE0	127276	US Treasury Note	5,500,000.00	5,472,225.00	5,349,609.38	5,349,609.38			0.41	5.751	136	01/15/2024	0.372 ↑
91282CBE0	127325	US Treasury Note	5,000,000.00	4,929,000.00	4,863,281.25	4,863,281.25			0.37	5.751	136	01/15/2024	0.372 ↑
912828V80	127326	US Treasury Note	5,000,000.00	5,143,500.00	4,908,203.10	4,908,203.10			0.37	6.033	152	01/31/2024	0.416 ↑
91282CCG4	127280	US Treasury Note	5,000,000.00	4,964,000.00	4,760,742.20	4,760,742.20			0.36	6.574	288	06/15/2024	0.761 ↑
91282CCL3	127266	US Treasury Note	10,000,000.00	9,976,000.00	9,497,265.60	9,497,265.60			0.72	6.393	318	07/15/2024	0.841 ↑
91282CCT6	127263	US Treasury Note	5,500,000.00	5,489,550.00	5,203,515.63	5,203,515.63			0.40	6.275	349	08/15/2024	0.923 ↑
912828YE4	127219	US Treasury Note	5,500,000.00	5,643,687.50	5,245,839.83	5,245,839.83			0.40	6.083	365	08/31/2024	0.965 ↑
91282CCX7	127243	US Treasury Note	15,000,000.00	14,971,800.00	14,138,085.90	14,138,085.90	Aaa	AAA	1.07	6.170	380	09/15/2024	1.004 ↑
91282CCX7	127262	US Treasury Note	10,000,000.00	9,974,000.00	9,425,390.60	9,425,390.60	Aaa	AAA	0.72	6.170	380	09/15/2024	1.004 ↑
9128282Y5	127248	US Treasury Note	5,500,000.00	5,779,950.00	5,288,808.58	5,288,808.58			0.40	5.833	395	09/30/2024	1.033 ↑
912828YH7	127391	US Treasury Note	15,000,000.00	14,350,195.31	14,312,109.30	14,312,109.30			1.09	5.931	395	09/30/2024	1.036 ↑
912828YH7	127265	US Treasury Note	10,000,000.00	10,297,500.00	9,541,406.20	9,541,406.20			0.72	5.931	395	09/30/2024	1.036 ↑
91282CDB4	127294	US Treasury Note	20,000,000.00	19,926,600.00	18,842,968.80	18,842,968.80			1.43	6.035	410	10/15/2024	1.082 ↑
91282CDB4	127287	US Treasury Note	15,000,000.00	14,997,750.00	14,132,226.60	14,132,226.60			1.07	6.035	410	10/15/2024	1.082 ↑
912828YM6	127279	US Treasury Note	5,500,000.00	5,649,050.00	5,233,164.09	5,233,164.09			0.40	5.858	426	10/31/2024	1.118 ↑
912828G38	127313	US Treasury Note	5,000,000.00	5,217,350.00	4,801,562.50	4,801,562.50			0.36	5.706	441	11/15/2024	1.153 ↑
Subtotal			167,500,000.00	168,201,407.81	160,267,999.36	160,267,999.36			12.17	5.650	309		0.815 ↑
MI Gov't Coupon													
672411M69	125911	Oakland County Refunding	34,000,000.00	34,000,000.00	33,714,478.20	34,000,000.00	Aaa	AAA	2.58	4.779	1,308	04/01/2027	3.208 ↑
Subtotal			34,000,000.00	34,000,000.00	33,714,478.20	34,000,000.00			2.58	4.779	1,308		3.208 ↑
Passbook/Checking Accounts													
3310301	127070	CIBC	10,703,119.78	10,703,119.78	10,703,119.78	10,703,119.78			0.81	5.300	1		0.000
4252473726	123865	PNC Bank	0.00	0.00	0.00	0.00			0.00	0.000	1		0.000 ↑
3144078	127425	Waterford Bank, N.A.	2,000,000.00	2,000,000.00	2,000,000.00	2,000,000.00			0.15	2.500	1		0.000
101093342	125366	Flagstar Pool	109,824.32	109,824.32	109,824.32	109,824.32			0.01	3.750	1		0.000
2272S0094	126751	Michigan First Credit Union	100.00	100.00	100.00	100.00			0.00	0.050	1		0.000
0002306184	125959	Chief Financial Credit Union	236,164.44	236,164.44	236,164.44	236,164.44			0.02	0.500	1		0.000
11211082	127069	Horizon Bank	105,791.99	105,791.99	105,791.99	105,791.99			0.01	0.120	1		0.000
50010511	126719	The State Bank	5,358,387.85	5,358,387.85	5,358,387.85	5,358,387.85			0.41	5.300	1		0.000 ↑
122920590	126831	District Court int	108.02	108.02	108.02	108.02			0.00	0.900	1		0.000
850008	127324	Citizens State Bank	8,288,235.28	8,288,235.28	8,288,235.28	8,288,235.28			0.63	2.250	1		0.000

Oakland County Treasurer
 GASB 40 Credit & Interest Rate Risk
 Sorted by InvestmentType
 Through 08/31/2023

Security ID	Investment #	Issuer	Par Value	Book Value	Market Value	Reported Value	Moody's S&P	% of Portfolio	Current Yield	Days to Maturity	Maturity Date	Modified Duration
Subtotal			26,801,731.68	26,801,731.68	26,801,731.68	26,801,731.68		2.04	4.079	1		0.000 †
Report Total			1,371,039,243.75	1,371,612,862.61	1,314,891,034.12	1,317,368,832.43		100.09	5.926	342		.89458 †

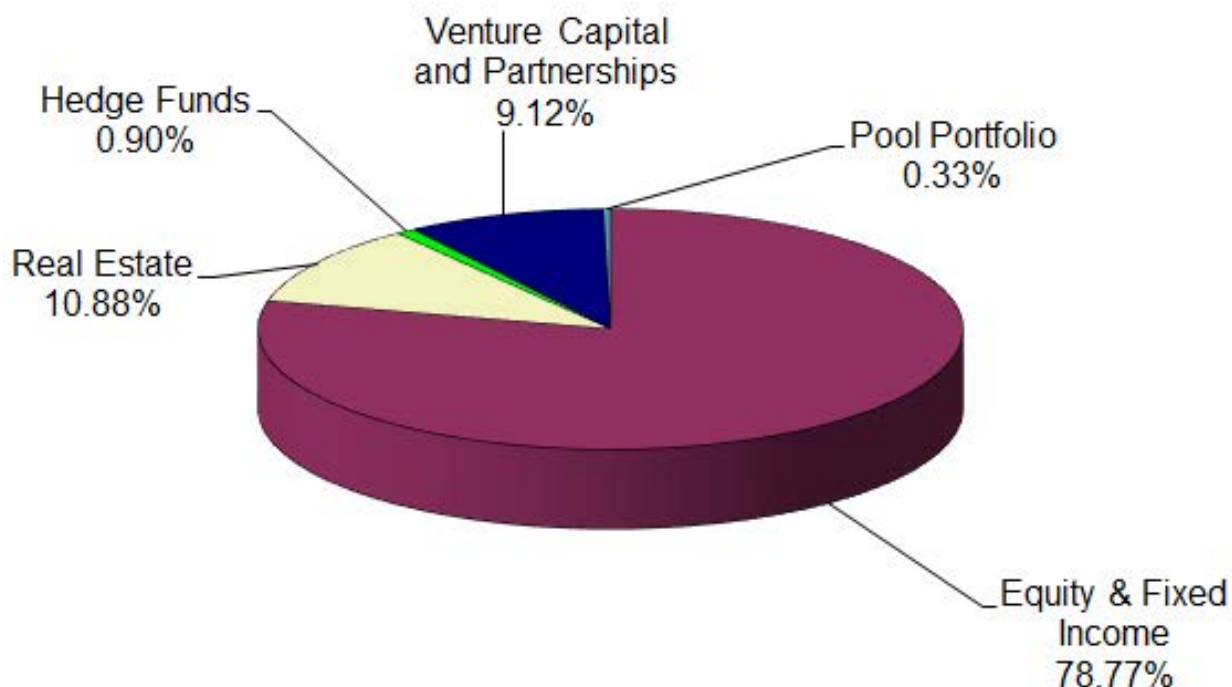
† = Duration can not be calculated on these investments due to incomplete Market price data.

Oakland County
Retirement System

Oakland County Treasurer's Office
Summary of All Investment Balances by Type
 Report as of August 31, 2023

Type	Current Original Cost
Retirement Equity & Fixed	1,681,754,491.92
Retirement Real Estate	232,291,201.78
Hedge Funds	19,154,189.68
Venture Capital and Partnerships	194,687,482.00
Pool Portfolio	7,137,330.61
GRAND TOTALS	<u>2,135,024,695.99</u>

County Of Oakland Employees'
Retirement System
Robert Wittenberg, County Treasurer



Retirement Investments by Type



Oakland County Treasurer's Office

Summary of Investments by Fund, Type, and Issuer

Report as of August 31, 2023

Page 1

Fund	Type	Issuer	Current Original Cost Issuer Subtotals	Current Original Cost Type & Fund Totals
73100	Employees' Retirement System			
	Hedge Funds			
		ABS	6,737,076.67	
		Totals for Hedge Funds		6,737,076.67
	Retirement Equity & Fixed			
		CS McKee - Fixed	113,900,777.10	
		Fidelity Int Equity	11,550,896.61	
		Franklin Templeton - Fixed	0.00	
		Great Lakes Advisor	14,264,691.39	
		HGK INTL EQ	29,160,056.00	
		JPMorgan Chase	0.00	
		Lazard Asset Management	25,608,603.86	
		Lee Munder	26,539,231.45	
		Loomis Sayles - Fixed	41,811,679.26	
		Loomis Sayles Small Cap	28,407,359.11	
		Marathon Distressed Credit	12,806,025.00	
		Munder Capital Management	0.00	
		Northern Trust	10,012,236.47	
		Nuance Investments	13,675,800.00	
		PICTET International Equity Fu	0.00	
		PIMCO MF	10,621,601.40	
		RBC Global Asset Management (U	0.00	
		Reinhart Partners	11,936,075.09	
		SSGA Index Fund	62,860,357.43	
		Seizert Capital Partner, LLC	0.00	
		T. Rowe Price	71,308,049.56	
		Times Square Capital Managemen	16,697,807.14	
		Wedge Capital Management	0.00	
		Wells Capital Management	15,316,254.59	
		Totals for Retirement Equity & Fixed		516,477,501.46
	Retirement Real Estate			
		AEW PARTNERS RE VII	1,250,631.00	
		Alidade Capital Fund IV, LP	4,182,808.00	
		DUNE REAL ESTATE	4,229,951.00	
		JPMorgan European Property Fun	67,562.37	
		Morgan Stanley Prime Fund	42,573,237.46	
		Prudential -Prissa II	15,090,714.51	
		ValStone	1,642,278.00	
		Walton Street Real Estate Fund	2,301,127.00	
		Totals for Retirement Real Estate		71,338,309.34
	Venture Capital and Partnerships			
		ABS EM LP	17,729,248.00	
		Alidade Capital Fund IV, LP	1,832,622.00	
		BlackRock IX LP	10,519,305.00	
		Bloomfield Capital V	8,000,000.00	
		Capital Dynamics	803,206.00	
		Churchill Middle Market	3,786,384.00	
		HIG Fund IV	8,417,945.00	
		Hamilton Lane Secondary Fund V	8,414,281.00	
		PASF IV	9,568,679.00	
		Totals for Venture Capital and Partnerships		69,071,670.00
		Totals for Employees' Retirement System		663,624,557.47
73200	VEBA Trust			
	Hedge Funds			
		ABS	12,417,113.01	
		Totals for Hedge Funds		12,417,113.01
	Retirement Equity & Fixed			
		CS McKee - Fixed	247,764,831.49	
		Fidelity Int Equity	0.00	
		Franklin Templeton - Fixed	0.00	



Oakland County Treasurer's Office

Summary of Investments by Fund, Type, and Issuer

Report as of August 31, 2023

Page 2

Fund	Type	Issuer	Current Original Cost Issuer Subtotals	Current Original Cost Type & Fund Totals
		HGK INTL EQ	60,750,116.00	
		JPMorgan Chase	0.00	
		Lazard Asset Management	60,942,349.19	
		Lee Munder	54,916,114.21	
		Loomis Sayles - Fixed	129,186,772.05	
		Loomis Sayles Small Cap	56,118,361.21	
		Marathon Distressed Credit	23,782,618.00	
		Munder Capital Management	0.00	
		Northern Trust	16,530,281.78	
		Nuance Investments	25,027,404.00	
		PICTET International Equity Fu	0.00	
		PIMCO MF	45,097,029.34	
		RBC Global Asset Management (U	0.00	
		Reinhart Partners	26,468,291.49	
		SSGA Index Fund	141,380,985.22	
		Seizert Capital Partner, LLC	0.00	
		T. Rowe Price	161,847,624.80	
		Times Square Capital Managemen	35,298,777.52	
		Van Mid Core VO	29,343,114.54	
		Wedge Capital Management	0.00	
		Wells Capital Management	31,196,964.27	
		Totals for Retirement Equity & Fixed		1,145,651,635.11
	Retirement Real Estate			
		AEW PARTNERS RE VII	2,501,255.00	
		Alidade Capital Fund IV, LP	2,509,685.00	
		DUNE REAL ESTATE	8,459,918.00	
		Hamilton Lane Secondary Fund V	0.00	
		Macquarie European Infrastruct	33,552.60	
		Macquarie Infrastructure Partn	1.00	
		Morgan Stanley Prime Fund	82,824,494.58	
		Prudential -Prissa II	57,558,304.26	
		ValStone	2,463,417.00	
		Walton Street Real Estate Fund	4,602,265.00	
		Totals for Retirement Real Estate		160,952,892.44
	Venture Capital and Partnerships			
		ABS EM LP	32,006,314.00	
		Alidade Capital Fund IV, LP	5,497,867.00	
		BlackRock IX LP	17,532,175.00	
		Bloomfield Capital V	14,755,694.00	
		Capital Dynamics	2,409,617.00	
		Churchill Middle Market	6,310,640.00	
		HIG Fund IV	15,633,326.00	
		Hamilton Lane Secondary Fund V	14,724,995.00	
		PASF IV	16,745,184.00	
		Totals for Venture Capital and Partnerships		125,615,812.00
		Totals for VEBA Trust		1,444,637,452.56
73310	Superseding Trust			
	Retirement Equity & Fixed			
		CS McKee - Fixed	9,458,858.98	
		JPMorgan Chase	0.00	
		SSGA Index Fund	10,166,496.37	
		Totals for Retirement Equity & Fixed		19,625,355.35
		Totals for Superseding Trust		19,625,355.35
GRAND TOTALS:				2,127,887,365.38

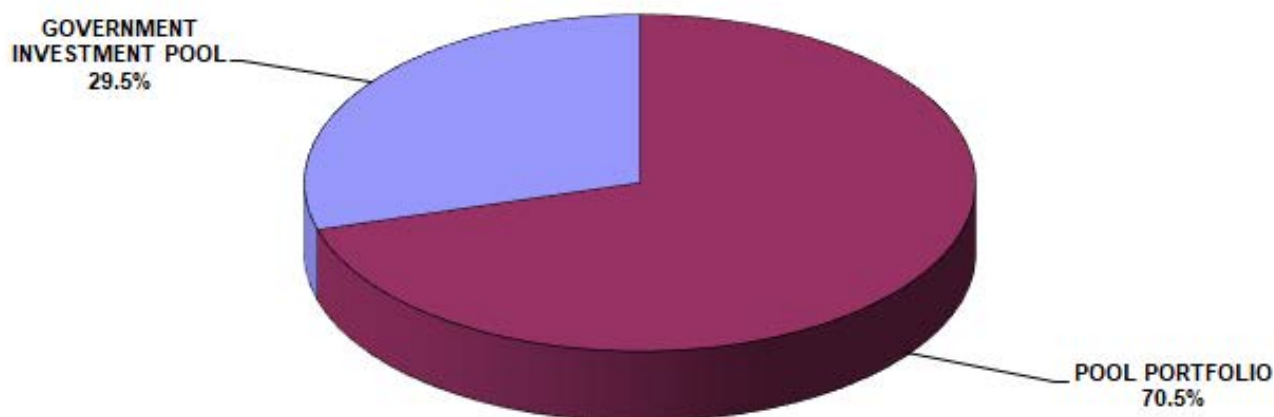
Road Commission
For
Oakland County



Oakland County Treasurer's Office
Summary of All Investment Balances by Type
Report as of August 31, 2023

Type	Current Original Cost
Governmental Investment Pool	31,411,189.46
Pool Portfolio	75,060,410.07
GRAND TOTALS:	<u>106,471,599.53</u>

**Road Commission
for
Oakland County**



Investments by Type



Oakland County Treasurer's Office
Summary of Investments by Fund, Type, and Issuer
Report as of August 31, 2023

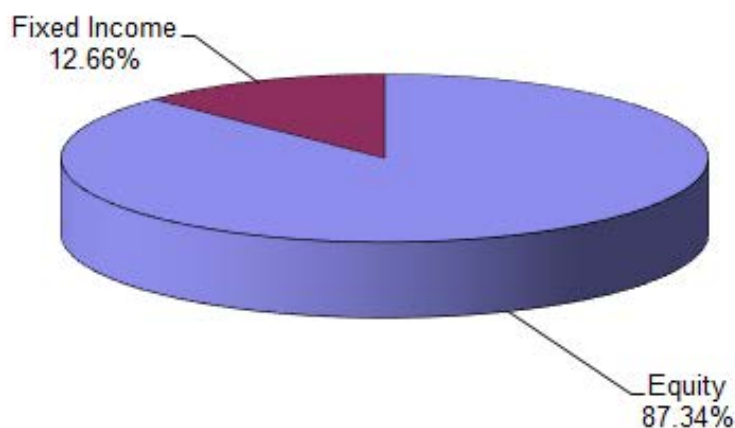
Page 1

Fund	Type	Issuer	Current Original Cost Issuer Subtotals	Current Original Cost Type & Fund Totals
95210	Road Commission Fund			
	Governmental Investment Pool			
		Flagstar Bank	0.00	
		Imprest Cash	2,800.00	
		MI CLASS	21,254,284.59	
		Totals for Governmental Investment Pool		21,257,084.59
		Totals for Road Commission Fund		21,257,084.59
95211	Road Commission Special Assmnt			
	Governmental Investment Pool			
		Federated Investors	10,154,104.87	
		Totals for Governmental Investment Pool		10,154,104.87
		Totals for Road Commission Special Assmnt		10,154,104.87
95293	Road Commission Escrow			
	Governmental Investment Pool			
		Flagstar Bank	0.00	
		Totals for Governmental Investment Pool		0.00
		Totals for Road Commission Escrow		0.00
95295	Road Commission Risk Managemen			
	Governmental Investment Pool			
		Flagstar Bank	0.00	
		Totals for Governmental Investment Pool		0.00
		Totals for Road Commission Risk Managemen		0.00
GRAND TOTALS:				31,411,189.46

Oakland County Treasurer's Office
Summary of All Investment Balances by Type
 Report as of August 31, 2023

Type	Current Original Cost
Retirement Equity & Fixed	266,582,493.84
GRAND TOTALS:	266,582,493.84

Road Commission Retirement



Retirement Investments by Type



Oakland County Treasurer's Office
Summary of Investments by Fund, Type, and Issuer
Report as of August 31, 2023

Page 1

Fund	Type	Issuer	Current Original Cost Issuer Subtotals	Current Original Cost Type & Fund Totals
95234	Road Commission Retirement			
	Retirement Equity & Fixed			
		Comerica Bond Index Fund	0.00	
		Commingled Mutual Fund Acct	123,278,396.31	
		Cumberland Advisors Inc fixed	29,453,921.64	
		Harding Loevner LP Intl	15,065,956.96	
		LS Investment Advisors LLC	1,102.35	
		RE Principal Enhanced Proper	24,073,890.35	
		Receipt & Disburse Cash Acct	3,112,711.86	
		Rothschild Asset Management	0.00	
		Totals for Retirement Equity & Fixed		194,985,979.47
		Totals for Road Commission Retirement		194,985,979.47
95235	Road Commission Retiree Health			
	Retirement Equity & Fixed			
		American Realty	4,293,629.33	
		Cash Account	1,189,503.57	
		Commingled Mutual Fund Acct	46,401,466.54	
		Garcia Hamilton & Associates	14,602,710.83	
		Harding Loevner LP Intl	5,109,204.10	
		Totals for Retirement Equity & Fixed		71,596,514.37
		Totals for Road Commission Retiree Health		71,596,514.37
GRAND TOTALS:				266,582,493.84