



FINANCIAL REPORT OF INVESTMENTS

November 30, 2023

PREPARED BY:

ROBERT WITTENBERG, COUNTY TREASURER

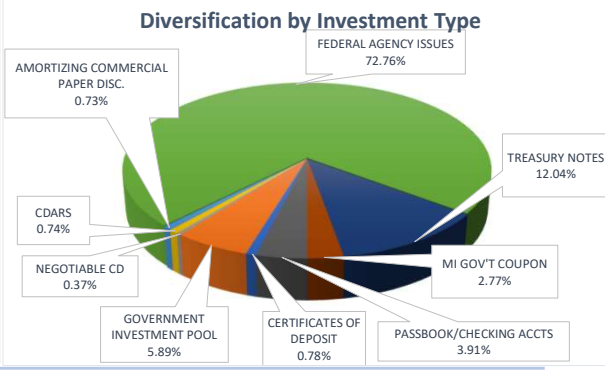
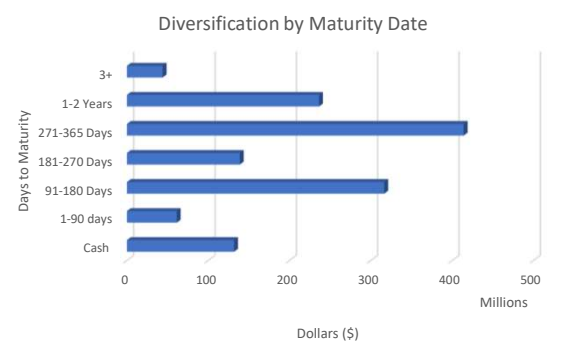
Robert Wittenberg, Oakland County Treasurer
Investment Report Summary

Investment Portfolio



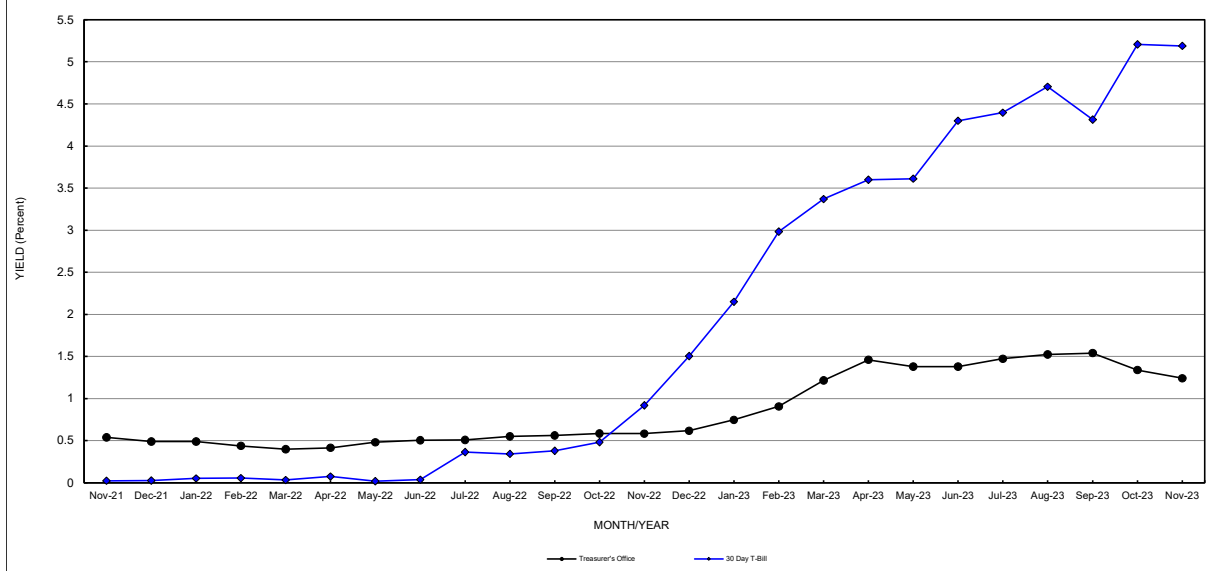
Type	Current Original Cost
Certificates of Deposit - Bank	10,500,000.00
Amortizing Commercial Paper Disc.	9,866,116.65
Federal Agency Issues - Coupon	976,971,508.03
Governmental Investment Pool	79,023,867.59
MI Gov't Coupon	37,222,050.31
Negotiable CDs	4,999,644.32
Passbook/Checking Accounts	52,499,871.31
Treasury Notes	161,651,222.97
CDARS	10,000,000.00
GRAND TOTALS:	1,342,734,281.18

Diversification



Yield

Robert Wittenberg, Oakland County Treasurer
Investment Pool Yield Comparisons





Oakland County Treasurer
GASB 40 Credit & Interest Rate Risk
Sorted by InvestmentType
Through 11/30/2023

Security ID	Investment #	Issuer	Par Value	Book Value	Market Value	Reported Value	S&P	Moody's	% of Portfolio	Current Yield	Days to Maturity	Maturity Date	Modified Duration
Certificates of Deposit - Bank													
01000000650	127439	First Independence Bank	500,000.00	500,000.00	500,000.00	500,000.00	A-1	P-1	0.04	4.750	148	04/27/2024	0.405
68459201	127431	CIBC	10,000,000.00	10,000,000.00	10,000,000.00	10,000,000.00			0.77	5.450	374	12/09/2024	0.980
	Subtotal		10,500,000.00	10,500,000.00	10,500,000.00	10,500,000.00			0.81	5.417	363		0.952
Governmental Investment Pool													
MI 01 0047 0003	111745	MI Class	27,743,607.96	27,743,607.96	27,743,607.96	27,743,607.96			2.13	5.540	1		0.000
01381917549	125359	Huntington Pool and Securities	32,890,057.38	32,890,057.38	32,890,057.38	32,890,057.38			2.52	5.250	1		0.000
2625868	126072	Northern Trust MM	18,390,202.25	18,390,202.25	18,390,202.25	18,390,202.25			1.41	5.207	1		0.000
	Subtotal		79,023,867.59	79,023,867.59	79,023,867.59	79,023,867.59			6.06	5.342	1		0.000
Negotiable CDs													
32110YVG7	127339	First Natl Bk of America	5,000,000.00	4,999,644.32	4,947,170.30	4,999,644.32	A-1	P-1	0.38	8.329	52	01/22/2024	0.140
	Subtotal		5,000,000.00	4,999,644.32	4,947,170.30	4,999,644.32			0.38	8.329	52		0.140
Amortizing Commercial Paper Disc.													
8923AOBS1	127429	Toyota Cred PR	10,000,000.00	9,866,116.65	9,866,116.65	9,866,116.65	AAA	P-1	0.76	5.615	87	02/26/2024	0.235
	Subtotal		10,000,000.00	9,866,116.65	9,866,116.65	9,866,116.65			0.76	5.615	87		0.235
Federal Agency Issues - Coupon													
3130ASFS3	127356	Federal Home Loan Bank	10,000,000.00	10,000,000.00	9,959,951.20	10,000,000.00	AAA	Aaa	0.77	8.127	27	12/28/2023	0.073
31422XJA1	127206	Farmer Mac Coupon	6,000,000.00	6,000,000.00	5,945,428.20	5,945,428.20	AAA	Aaa	0.46	10.645	32	01/02/2024	0.087
3130AM3C4	127168	Federal Home Loan Bank	10,000,000.00	10,000,000.00	9,875,476.00	9,875,476.00			0.76	8.039	59	01/29/2024	0.161
3133ENNE6	127343	Federal Farm Credit Bank	5,000,000.00	4,996,652.60	4,940,885.00	4,940,885.00			0.38	7.458	70	02/09/2024	0.191
3133EMSD5	127126	Federal Farm Credit Bank	10,000,000.00	9,999,166.67	9,821,437.90	9,821,437.90			0.75	7.442	91	03/01/2024	0.249
31422XCD2	127131	Farmer Mac Coupon	10,000,000.00	10,000,000.00	9,820,802.80	9,820,802.80			0.75	7.104	98	03/08/2024	0.268
3130ALJ70	127134	Federal Home Loan Bank	20,000,000.00	20,000,000.00	19,632,242.80	19,632,242.80			1.51	7.013	102	03/12/2024	0.279
3133EMTD4	127135	Federal Farm Credit Bank	5,000,000.00	5,000,000.00	4,905,921.15	4,905,921.15			0.38	6.946	105	03/15/2024	0.287
3130ALKS2	127136	Federal Home Loan Bank	10,000,000.00	9,999,037.04	9,811,037.30	9,811,037.30			0.75	6.980	105	03/15/2024	0.287
31422XUA8	127344	Farmer Mac Coupon	5,000,000.00	5,000,000.00	4,917,686.10	4,917,686.10			0.38	6.845	112	03/22/2024	0.297
3130ALU77	127147	Federal Home Loan Bank	10,000,000.00	10,000,000.00	9,792,339.30	9,792,339.30			0.75	6.823	118	03/28/2024	0.323
3130ALLM4	127144	Federal Home Loan Bank	5,000,000.00	5,000,000.00	4,896,169.65	4,896,169.65			0.38	6.823	118	03/28/2024	0.323
3134GXYZ1	127415	Freddie Mac Coupon	10,000,000.00	10,000,000.00	9,899,468.00	10,000,000.00	AA	Aaa	0.77	6.168	118	03/28/2024	0.317

Portfolio OAK

AP

Oakland County Treasurer
GASB 40 Credit & Interest Rate Risk
Sorted by InvestmentType
Through 11/30/2023

Security ID	Investment #	Issuer	Par Value	Book Value	Market Value	Reported Value	S&P	Moody's	% of Portfolio	Current Yield	Days to Maturity	Maturity Date	Modified Duration
Federal Agency Issues - Coupon													
3134GXYZ1	127423	Freddie Mac Coupon	10,000,000.00	10,000,000.00	9,899,468.00	10,000,000.00	AA	Aaa	0.77	6.168	118	03/28/2024	0.317
31422XNR9	127274	Farmer Mac Coupon	5,000,000.00	5,000,000.00	4,892,829.00	4,892,829.00			0.38	6.804	125	04/04/2024	0.342
3130ALTJ3	127155	Federal Home Loan Bank	10,000,000.00	10,000,000.00	9,776,585.00	9,776,585.00			0.75	6.807	129	04/08/2024	0.353
3130ALTJ3	127154	Federal Home Loan Bank	10,000,000.00	10,000,000.00	9,776,585.00	9,776,585.00			0.75	6.807	129	04/08/2024	0.353
3130ALRH9	127156	Federal Home Loan Bank	10,000,000.00	10,000,000.00	9,772,051.80	9,772,051.80			0.75	6.767	133	04/12/2024	0.364
3130ALWE0	127157	Federal Home Loan Bank	15,000,000.00	15,000,000.00	14,654,529.45	14,654,529.45			1.12	6.692	136	04/15/2024	0.372
3133EMXB3	127166	Federal Farm Credit Bank	10,000,000.00	10,000,000.00	9,755,869.50	9,755,869.50	AA	Aaa	0.75	6.690	143	04/22/2024	0.391
3130ALXB5	127165	Federal Home Loan Bank	15,000,000.00	15,000,000.00	14,641,427.40	14,641,427.40	AA	Aaa	1.12	6.667	143	04/22/2024	0.391
3130ALXQ2	127167	Federal Home Loan Bank	10,000,000.00	10,000,000.00	9,757,023.50	9,757,023.50	AA	Aaa	0.75	6.526	150	04/29/2024	0.410
3130AM3D2	127169	Federal Home Loan Bank	10,000,000.00	10,000,000.00	9,749,480.20	9,749,480.20			0.75	6.616	150	04/29/2024	0.410
3130AM5Q1	127170	Federal Home Loan Bank	10,000,000.00	10,000,000.00	9,751,404.00	9,751,404.00	AA	Aaa	0.75	6.608	150	04/29/2024	0.410
3133ENCV0	127303	Federal Farm Credit Bank	10,000,000.00	9,999,161.11	9,758,955.70	9,758,955.70	AA	Aaa	0.75	6.533	153	05/02/2024	0.419
31422XEG3	127175	Farmer Mac Coupon	6,000,000.00	6,000,000.00	5,846,265.24	5,846,265.24	AA	Aaa	0.45	6.596	154	05/03/2024	0.421
3133EMYR7	127178	Federal Farm Credit Bank	10,000,000.00	10,000,000.00	9,738,296.50	9,738,296.50	AA	Aaa	0.75	6.585	157	05/06/2024	0.430
3130AM5C2	127177	Federal Home Loan Bank	10,000,000.00	10,000,000.00	9,740,543.80	9,740,543.80	AA	Aaa	0.75	6.576	157	05/06/2024	0.430
31422XGD8	127180	Farmer Mac Coupon	10,000,000.00	10,000,000.00	9,736,619.40	9,736,619.40	AAA	Aaa	0.75	6.581	158	05/07/2024	0.432
31422XPQ9	127307	Farmer Mac Coupon	10,000,000.00	10,000,000.00	9,752,546.50	9,752,546.50	AA	Aaa	0.75	6.517	159	05/08/2024	0.435
3130AM6N7	127181	Federal Home Loan Bank	10,000,000.00	10,000,000.00	9,732,593.90	9,732,593.90	AA	Aaa	0.75	6.566	161	05/10/2024	0.441
3130AMBZ4	127183	Federal Home Loan Bank	10,000,000.00	10,000,000.00	9,723,417.40	9,723,417.40	AA	Aaa	0.75	6.532	168	05/17/2024	0.460
3130AMBW1	127186	Federal Home Loan Bank	10,000,000.00	10,000,000.00	9,720,768.90	9,720,768.90	AA	Aaa	0.75	6.514	171	05/20/2024	0.468
3130AMDM1	127187	Federal Home Loan Bank	10,000,000.00	10,000,000.00	9,716,147.60	9,716,147.60	AA	Aaa	0.75	6.486	175	05/24/2024	0.479
31422XGP1	127188	Farmer Mac Coupon	5,000,000.00	5,000,000.00	4,853,458.60	4,853,458.60	AA	Aaa	0.37	6.536	177	05/26/2024	0.484
31422XQC9	127321	Farmer Mac Coupon	5,000,000.00	5,000,000.00	4,863,241.75	4,863,241.75	AA	Aaa	0.37	6.457	180	05/29/2024	0.493
3130AMQR6	127193	Federal Home Loan Bank	7,555,000.00	7,555,000.00	7,322,609.11	7,322,609.11	AA	Aaa	0.56	6.500	189	06/07/2024	0.499
3130AMJ52	127197	Federal Home Loan Bank	5,000,000.00	5,000,000.00	4,845,677.40	4,845,677.40	AA	Aaa	0.37	6.474	192	06/10/2024	0.507
3130ATVC8	127440	Federal Home Loan Bank	10,100,000.00	10,066,608.40	10,063,588.19	10,063,588.19	AAA	Aaa	0.77	5.571	196	06/14/2024	0.510
3130AMND0	127200	Federal Home Loan Bank	5,000,000.00	5,000,000.00	4,841,983.55	4,841,983.55	AA	Aaa	0.37	6.430	199	06/17/2024	0.526
31422XJB9	127201	Farmer Mac Coupon	5,000,000.00	5,000,000.00	4,835,346.05	4,835,346.05	AA	Aaa	0.37	6.426	210	06/28/2024	0.555
31422XH28	127202	Farmer Mac Coupon	5,000,000.00	5,000,000.00	4,834,669.20	4,834,669.20	AA	Aaa	0.37	6.399	210	06/28/2024	0.555
3133ELQ56	127310	Federal Farm Credit Bank	10,000,000.00	9,996,457.50	9,671,213.80	9,671,213.80	AA	Aaa	0.74	6.375	214	07/02/2024	0.566
3133EMT51	127237	Federal Farm Credit Bank	5,000,000.00	5,000,000.00	4,819,122.10	4,819,122.10	AA	Aaa	0.37	6.338	231	07/19/2024	0.613
3133EMT51	127214	Federal Farm Credit Bank	10,000,000.00	9,997,888.89	9,638,244.20	9,638,244.20	AA	Aaa	0.74	6.338	231	07/19/2024	0.613
3133EMV25	127220	Federal Farm Credit Bank	5,000,000.00	5,002,398.50	4,823,107.50	4,823,107.50	AA	Aaa	0.37	6.134	235	07/23/2024	0.624
3133EM2U5	127234	Federal Farm Credit Bank	5,794,000.00	5,794,000.00	5,565,402.42	5,565,402.42	AA	Aaa	0.43	6.174	262	08/19/2024	0.694

Portfolio OAK
AP

Run Date: 12/13/2023 - 11:08

Oakland County Treasurer
GASB 40 Credit & Interest Rate Risk
Sorted by InvestmentType
Through 11/30/2023

Security ID	Investment #	Issuer	Par Value	Book Value	Market Value	Reported Value	S&P	Moody's	% of Portfolio	Current Yield	Days to Maturity	Maturity Date	Modified Duration
Federal Agency Issues - Coupon													
3133EM2U5	127226	Federal Farm Credit Bank	25,000,000.00	24,997,013.89	24,013,645.25	24,013,645.25	AA	Aaa	1.84	6.174	262	08/19/2024	0.694
3133EM2X9	127227	Federal Farm Credit Bank	5,000,000.00	5,000,000.00	4,799,992.30	4,799,992.30	AA	Aaa	0.37	6.256	262	08/19/2024	0.693
3130AMDT6	127185	Federal Home Loan Bank	5,000,000.00	5,000,000.00	4,800,635.50	4,800,635.50	AA	Aaa	0.37	6.252	262	08/19/2024	0.694
3130AMCN0	127189	Federal Home Loan Bank	10,000,000.00	10,000,000.00	9,594,818.60	9,594,818.60	AA	Aaa	0.74	6.218	269	08/26/2024	0.713
3133ENQC7	127346	Federal Farm Credit Bank	10,000,000.00	10,000,000.00	9,699,338.60	9,699,338.60			0.74	6.076	277	09/03/2024	0.728
3133EL5S9	127233	Federal Farm Credit Bank	15,000,000.00	15,000,000.00	14,372,332.35	14,372,332.35	AA	Aaa	1.10	6.237	277	09/03/2024	0.731
31422XMH2	127231	Farmer Mac Coupon	5,000,000.00	5,000,000.00	4,786,203.20	4,786,203.20	AA	Aaa	0.37	6.284	277	09/03/2024	0.731
31422XMH2	127232	Farmer Mac Coupon	5,000,000.00	5,000,000.00	4,786,203.20	4,786,203.20	AA	Aaa	0.37	6.284	277	09/03/2024	0.731
3133EM4K5	127238	Federal Farm Credit Bank	7,725,000.00	7,725,000.00	7,393,686.65	7,393,686.65	AA	Aaa	0.57	6.215	283	09/09/2024	0.748
3130ANVA5	127239	Federal Home Loan Bank	5,925,000.00	5,925,000.00	5,675,929.23	5,675,929.23	AA	Aaa	0.44	6.138	284	09/10/2024	0.750
3133ENL40	127394	Federal Farm Credit Bank	13,135,000.00	13,103,169.76	12,912,322.87	13,103,169.76	AAA	Aaa	1.01	5.752	287	09/13/2024	0.752
3130ANU65	127240	Federal Home Loan Bank	10,000,000.00	10,000,000.00	9,569,694.70	9,569,694.70	AA	Aaa	0.73	6.193	287	09/13/2024	0.759
880591ER9	127221	Tenn Valley Authority	2,598,000.00	2,648,081.34	2,539,797.60	2,539,797.60	AA	Aaa	0.20	5.828	289	09/15/2024	0.759
31422XG89	127407	Farmer Mac Coupon	10,000,000.00	10,000,000.00	9,859,250.50	10,000,000.00	AAA	Aaa	0.77	5.778	294	09/20/2024	0.771
3133EM5X6	127257	Federal Farm Credit Bank	6,000,000.00	6,000,000.00	5,737,346.82	5,737,346.82	AA	Aaa	0.44	6.042	297	09/23/2024	0.786
31422XMJ8	127261	Farmer Mac Coupon	15,000,000.00	15,000,000.00	14,336,376.15	14,336,376.15	AA	Aaa	1.10	6.157	298	09/24/2024	0.788
3134GX2N3	127418	Freddie Mac Coupon	9,266,000.00	9,258,349.41	9,133,483.60	9,258,349.41	AA	Aaa	0.71	5.814	301	09/27/2024	0.789
31422XMU3	127264	Farmer Mac Coupon	10,000,000.00	10,000,000.00	9,553,139.70	9,553,139.70	AA	Aaa	0.73	6.116	301	09/27/2024	0.797
31422XMV1	127273	Farmer Mac Coupon	15,000,000.00	15,000,000.00	14,316,650.10	14,316,650.10	AA	Aaa	1.10	6.137	308	10/04/2024	0.815
31422XNQ1	127275	Farmer Mac Coupon	5,000,000.00	5,000,000.00	4,776,660.45	4,776,660.45	AA	Aaa	0.37	6.086	308	10/04/2024	0.815
3130APAH8	127281	Federal Home Loan Bank	15,000,000.00	15,000,000.00	14,303,560.35	14,303,560.35	AA	Aaa	1.10	6.098	319	10/15/2024	0.844
3130ALWM2	127158	Federal Home Loan Bank	5,000,000.00	5,000,000.00	4,770,146.60	4,770,146.60	AA	Aaa	0.37	6.093	319	10/15/2024	0.844
31422XNT5	127283	Farmer Mac Coupon	5,000,000.00	5,000,000.00	4,765,373.90	4,765,373.90	AA	Aaa	0.37	6.053	322	10/18/2024	0.853
3133ENBM1	127289	Federal Farm Credit Bank	10,000,000.00	9,991,851.85	9,535,775.10	9,535,775.10	AA	Aaa	0.73	6.075	325	10/21/2024	0.861
3133ENBM1	127290	Federal Farm Credit Bank	15,000,000.00	14,995,833.33	14,303,662.65	14,303,662.65	AA	Aaa	1.10	6.075	325	10/21/2024	0.861
3130APCW3	127291	Federal Home Loan Bank	5,000,000.00	5,000,000.00	4,782,279.30	4,782,279.30	AA	Aaa	0.37	5.979	325	10/21/2024	0.860
3130APBN4	127292	Federal Home Loan Bank	10,000,000.00	10,000,000.00	9,535,308.60	9,535,308.60	AA	Aaa	0.73	6.075	325	10/21/2024	0.861
3130APJ22	127296	Federal Home Loan Bank	10,000,000.00	10,000,000.00	9,534,972.80	9,534,972.80	AA	Aaa	0.73	5.997	332	10/28/2024	0.880
3130APJT3	127300	Federal Home Loan Bank	7,000,000.00	7,000,000.00	6,705,242.74	6,705,242.74	AA	Aaa	0.51	5.828	332	10/28/2024	0.879
3130APF59	127297	Federal Home Loan Bank	5,000,000.00	5,000,000.00	4,791,092.85	4,791,092.85	AA	Aaa	0.37	5.996	332	10/28/2024	0.879
3130APF59	127301	Federal Home Loan Bank	10,000,000.00	10,000,000.00	9,582,185.70	9,582,185.70	AA	Aaa	0.74	5.996	332	10/28/2024	0.879
3130APK79	127298	Federal Home Loan Bank	10,000,000.00	10,000,000.00	9,534,607.10	9,534,607.10	AA	Aaa	0.73	6.043	332	10/28/2024	0.879
31422XPC0	127299	Farmer Mac Coupon	6,000,000.00	6,000,000.00	5,725,971.00	5,725,971.00	AA	Aaa	0.44	6.002	332	10/28/2024	0.880
3130AM2N1	127172	Federal Home Loan Bank	5,000,000.00	5,000,000.00	4,778,068.65	4,778,068.65	AA	Aaa	0.37	5.953	333	10/29/2024	0.882

Portfolio OAK
AP

Run Date: 12/13/2023 - 11:08

Oakland County Treasurer
GASB 40 Credit & Interest Rate Risk
Sorted by InvestmentType
Through 11/30/2023

Security ID	Investment #	Issuer	Par Value	Book Value	Market Value	Reported Value	S&P	Moody's	% of Portfolio	Current Yield	Days to Maturity	Maturity Date	Modified Duration
Federal Agency Issues - Coupon													
3130APLV5	127309	Federal Home Loan Bank	5,000,000.00	5,000,000.00	4,789,402.50	4,789,402.50	AA	Aaa	0.37	5.814	343	11/08/2024	0.907
3130APLF0	127308	Federal Home Loan Bank	10,000,000.00	10,000,000.00	9,529,688.80	9,529,688.80	AA	Aaa	0.73	6.033	343	11/08/2024	0.907
3133ENDU1	127314	Federal Farm Credit Bank	5,000,000.00	4,999,203.70	4,758,007.15	4,758,007.15	AA	Aaa	0.37	6.029	350	11/15/2024	0.925
3130APMP7	127315	Federal Home Loan Bank	10,000,000.00	10,000,000.00	9,520,593.10	9,520,593.10	AA	Aaa	0.73	6.014	353	11/18/2024	0.933
3130APNB7	127316	Federal Home Loan Bank	10,000,000.00	10,000,000.00	9,528,614.80	9,528,614.80	AA	Aaa	0.73	6.007	353	11/18/2024	0.933
3130APQ73	127318	Federal Home Loan Bank	5,000,000.00	5,000,000.00	4,767,160.35	4,767,160.35	AA	Aaa	0.37	5.988	357	11/22/2024	0.944
3133ENKQ2	127330	Federal Farm Credit Bank	5,000,000.00	5,000,000.00	4,740,726.80	4,740,726.80	AA	Aaa	0.36	5.939	409	01/13/2025	1.076
31422XSU7	127333	Farmer Mac Coupon	5,000,000.00	5,000,000.00	4,754,326.05	4,754,326.05	AA	Aaa	0.37	5.798	410	01/14/2025	1.079
3130ASL23	127367	Federal Home Loan Bank	10,000,000.00	10,000,000.00	9,808,719.20	10,000,000.00	AAA	Aaa	0.77	5.760	418	01/22/2025	1.081
3130AXLP1	127437	Federal Home Loan Bank	20,000,000.00	20,000,000.00	19,976,892.20	20,000,000.00	AAA	Aaa	1.53	5.484	437	02/10/2025	1.132
3134GXQ56	127381	Freddie Mac Coupon	5,000,000.00	5,000,000.00	4,899,885.05	5,000,000.00	AA	Aaa	0.38	5.706	453	02/26/2025	1.173
3133EMSC7	127235	Federal Farm Credit Bank	14,750,000.00	14,736,729.70	13,806,572.45	13,806,572.45	AA	Aaa	1.06	5.838	458	03/03/2025	1.216
31422XUT7	127347	Farmer Mac Coupon	10,000,000.00	10,000,000.00	9,550,583.10	9,550,583.10			0.73	5.732	462	03/07/2025	1.216
3133EM5V0	127253	Federal Farm Credit Bank	5,000,000.00	4,998,601.19	4,675,412.20	4,675,412.20	AA	Aaa	0.36	5.795	476	03/21/2025	1.264
3134GXXM9	127349	Freddie Mac Coupon	10,000,000.00	10,000,000.00	9,563,937.30	9,563,937.30			0.73	5.687	480	03/25/2025	1.263
3133EMUP5	127150	Federal Farm Credit Bank	10,000,000.00	10,000,000.00	9,361,018.00	9,361,018.00	AA	Aaa	0.72	5.758	487	04/01/2025	1.290
3133EMUP5	127151	Federal Farm Credit Bank	10,000,000.00	10,000,000.00	9,361,018.00	9,361,018.00	AA	Aaa	0.72	5.758	487	04/01/2025	1.290
3133EMWH1	127163	Federal Farm Credit Bank	10,000,000.00	10,000,000.00	9,340,279.00	9,340,279.00	AA	Aaa	0.72	5.719	507	04/21/2025	1.345
3133EMXS6	127171	Federal Farm Credit Bank	5,000,000.00	4,999,207.26	4,667,190.80	4,667,190.80	AA	Aaa	0.36	5.706	514	04/28/2025	1.363
3130AMMC3	127196	Federal Home Loan Bank	6,000,000.00	6,000,000.00	5,582,498.52	5,582,498.52	AA	Aaa	0.43	5.634	556	06/09/2025	1.468
3134GXN59	127380	Freddie Mac Coupon	5,000,000.00	5,000,000.00	4,876,402.85	5,000,000.00	AA	Aaa	0.38	5.516	634	08/26/2025	1.632
3134GXX82	127410	Freddie Mac Coupon	10,000,000.00	10,000,000.00	9,874,217.00	10,000,000.00	AA	Aaa	0.77	4.736	662	09/23/2025	1.711
3134GXZ80	127417	Freddie Mac Coupon	10,000,000.00	9,996,956.32	9,820,815.70	9,996,956.32	AA	Aaa	0.77	5.553	665	09/26/2025	1.706
3133EM6P2	127267	Federal Farm Credit Bank	10,000,000.00	9,996,801.39	9,183,652.70	9,183,652.70	AA	Aaa	0.70	5.454	668	09/29/2025	1.768
3134GX2T0	127419	Freddie Mac Coupon	10,000,000.00	10,000,000.00	9,821,080.00	10,000,000.00	AA	Aaa	0.77	5.545	669	09/30/2025	1.716
3135GA2A8	127241	Fannie Mae	3,200,000.00	3,193,338.18	2,923,245.47	2,923,245.47	AA	Aaa	0.22	5.411	697	10/28/2025	1.849
3130AL3F9	127127	Federal Home Loan Bank	10,000,000.00	10,000,000.00	9,067,772.00	9,067,772.00	AA	Aaa	0.70	5.183	823	03/03/2026	2.179
3130ALPQ1	127149	Federal Home Loan Bank	5,000,000.00	5,000,000.00	4,600,272.70	4,600,272.70	AA	Aaa	0.35	4.660	850	03/30/2026	2.244
3130ALT11	127146	Federal Home Loan Bank	10,000,000.00	10,000,000.00	9,067,326.40	9,067,326.40	AA	Aaa	0.70	5.319	850	03/30/2026	2.243
3130AMCL4	127184	Federal Home Loan Bank	5,000,000.00	5,000,000.00	4,516,220.75	4,516,220.75	AA	Aaa	0.35	5.254	900	05/19/2026	2.377
3133EMUQ3	127148	Federal Farm Credit Bank	10,000,000.00	10,000,000.00	8,810,909.90	8,810,909.90	AA	Aaa	0.68	5.238	1,215	03/30/2027	3.174
Subtotal			977,048,000.00	976,971,508.03	941,940,112.61	943,556,631.93			72.49	6.239	299		0.793

Oakland County Treasurer
GASB 40 Credit & Interest Rate Risk
Sorted by InvestmentType
Through 11/30/2023

Security ID	Investment #	Issuer	Par Value	Book Value	Market Value	Reported Value	S&P	Moody's	% of Portfolio	Current Yield	Days to Maturity	Maturity Date	Modified Duration
Treasury Notes													
91282CBE0	127325	US Treasury Note	5,000,000.00	4,995,670.73	4,946,679.70	4,946,679.70			0.38	8.861	45	01/15/2024	0.123
91282CBE0	127276	US Treasury Note	5,500,000.00	5,498,485.00	5,441,347.67	5,441,347.67			0.42	8.861	45	01/15/2024	0.123
91282BV80	127326	US Treasury Note	5,000,000.00	5,011,609.42	4,960,742.20	4,960,742.20			0.38	6.895	61	01/31/2024	0.167
91282CCG4	127280	US Treasury Note	5,000,000.00	4,992,726.15	4,840,625.00	4,840,625.00			0.37	6.361	197	06/15/2024	0.520
91282CCL3	127266	US Treasury Note	10,000,000.00	9,994,664.05	9,649,609.40	9,649,609.40			0.74	6.203	227	07/15/2024	0.602
91282CCT6	127263	US Treasury Note	5,500,000.00	5,497,446.87	5,284,726.59	5,284,726.59			0.41	6.129	258	08/15/2024	0.684
91282YE4	127219	US Treasury Note	5,500,000.00	5,535,215.00	5,312,011.71	5,312,011.71			0.41	5.981	274	08/31/2024	0.722
91282CCX7	127243	US Treasury Note	15,000,000.00	14,992,564.05	14,351,367.15	14,351,367.15	AAA	Aaa	1.10	6.072	289	09/15/2024	0.764
91282CCX7	127262	US Treasury Note	10,000,000.00	9,993,087.40	9,567,578.10	9,567,578.10	AAA	Aaa	0.73	6.072	289	09/15/2024	0.764
91282YH7	127391	US Treasury Note	15,000,000.00	14,735,554.72	14,474,414.10	14,474,414.10			1.11	5.873	304	09/30/2024	0.802
91282YH7	127265	US Treasury Note	10,000,000.00	10,082,367.94	9,649,609.40	9,649,609.40			0.74	5.873	304	09/30/2024	0.802
91282B2Y5	127248	US Treasury Note	5,500,000.00	5,576,948.28	5,337,363.30	5,337,363.30			0.41	5.815	304	09/30/2024	0.802
91282CDB4	127294	US Treasury Note	20,000,000.00	19,978,399.82	19,107,812.40	19,107,812.40			1.47	5.950	319	10/15/2024	0.844
91282CDB4	127287	US Treasury Note	15,000,000.00	14,999,343.32	14,330,859.30	14,330,859.30			1.10	5.950	319	10/15/2024	0.844
91282YM6	127279	US Treasury Note	5,500,000.00	5,544,862.31	5,290,312.50	5,290,312.50			0.41	5.833	335	10/31/2024	0.885
91282G38	127313	US Treasury Note	5,000,000.00	5,069,409.22	4,839,648.45	4,839,648.45			0.37	5.749	350	11/15/2024	0.923
91282CDN8	127441	US Treasury Note	20,000,000.00	19,152,868.69	19,152,868.69	19,152,868.69	AAA	Aaa	1.47	5.243	380	12/15/2024	1.004
Subtotal			162,500,000.00	161,651,222.97	156,537,575.66	156,537,575.66			12.02	6.114	281		0.743
CDARS													
SYS127427	127427	Mi Bank	10,000,000.00	10,000,000.00	10,000,000.00	10,000,000.00			0.77	5.000	115	03/25/2024	0.315
Subtotal			10,000,000.00	10,000,000.00	10,000,000.00	10,000,000.00			0.77	5.000	115		0.315
MI Gov't Coupon													
279196CW7	127436	Ecorse Public School Muni Bond	3,375,000.00	3,222,050.31	3,213,595.69	3,222,050.31			0.25	5.654	517	05/01/2025	1.362
672411M69	125911	Oakland County Refunding	34,000,000.00	34,000,000.00	33,195,447.80	34,000,000.00	AAA	Aaa	2.61	5.306	1,217	04/01/2027	3.026
Subtotal			37,375,000.00	37,222,050.31	36,409,043.49	37,222,050.31			2.86	5.336	1,156		2.881
Passbook/Checking Accounts													
3310301	127070	CIBC	10,798,132.92	10,798,132.92	10,798,132.92	10,798,132.92			0.83	5.300	1		0.000
3144078	127425	Waterford Bank, N.A.	2,018,785.71	2,018,785.71	2,018,785.71	2,018,785.71			0.16	4.590	1		0.000
101093342	125366	Flagstar Pool	111,428.94	111,428.94	111,428.94	111,428.94			0.01	4.390	1		0.000
2272S0094	126751	Michigan First Credit Union	1,098.34	1,098.34	1,098.34	1,098.34			0.00	0.050	1		0.000
0002306184	125959	Chief Financial Credit Union	236,461.99	236,461.99	236,461.99	236,461.99			0.02	0.500	1		0.000
11211082	127069	Horizon Bank	106,536.53	106,536.53	106,536.53	106,536.53			0.01	0.120	1		0.000

Portfolio OAK
AP

Oakland County Treasurer
 GASB 40 Credit & Interest Rate Risk
 Sorted by InvestmentType
 Through 11/30/2023

Security ID	Investment #	Issuer	Par Value	Book Value	Market Value	Reported Value	S&P	Moody's	% of Portfolio	Current Yield	Days to Maturity	Maturity Date	Modified Duration
Passbook/Checking Accounts													
50010511	126719	The State Bank	10,471,027.46	10,471,027.46	10,471,027.46	10,471,027.46			0.80	5.300	1		0.000
122920590	126831	District Court int	108.02	108.02	108.02	108.02			0.00	0.900	1		0.000
850008	127324	Citizens State Bank	8,397,274.44	8,397,274.44	8,397,274.44	8,397,274.44			0.64	5.250	1		0.000
1000475853	127424	Choice One Bank	20,107,565.34	20,107,565.34	20,107,565.34	20,107,565.34			1.54	4.600	1		0.000
2495337333	127426	Communiity Unity Bank	251,451.62	251,451.62	251,451.62	251,451.62			0.02	4.150	1		0.000
Subtotal			52,499,871.31	52,499,871.31	52,499,871.31	52,499,871.31			4.03	4.957	1		0.000
Report Total			1,343,946,738.90	1,342,734,281.18	1,301,723,757.61	1,304,205,757.77			100.18	6.079	288		.75812

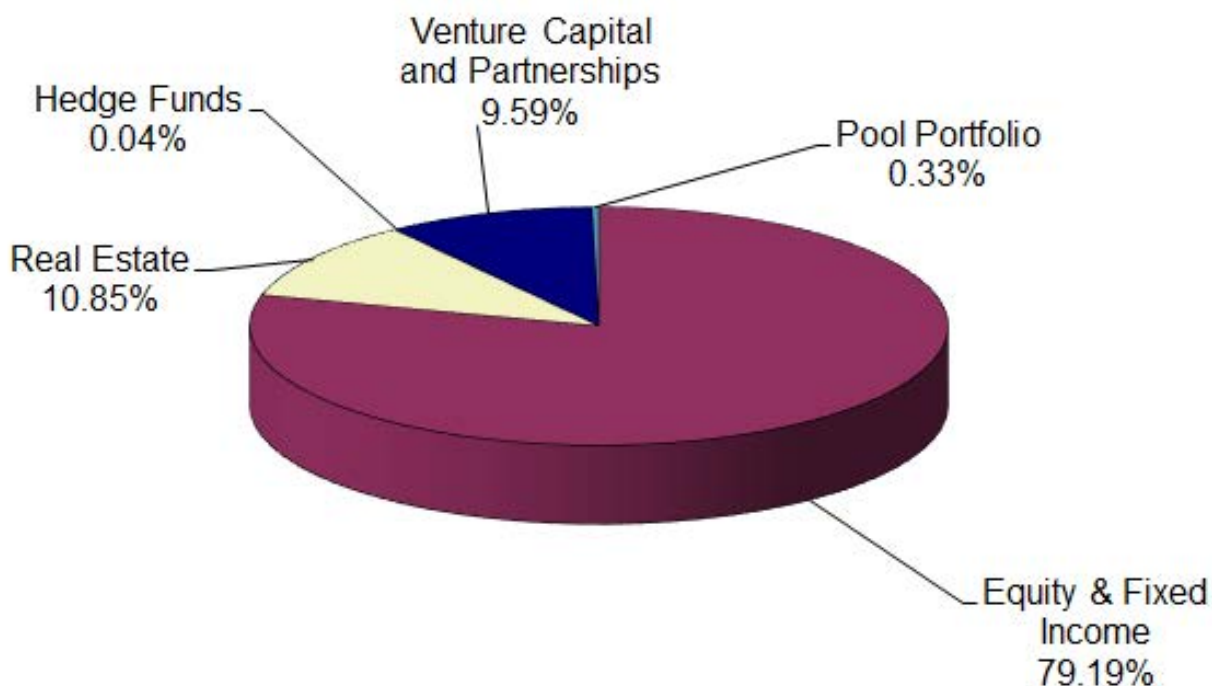
† = Duration can not be calculated on these investments due to incomplete Market price data.

Oakland County
Retirement System

Oakland County Treasurer's Office
Summary of All Investment Balances by Type
 Report as of November 30, 2023

Type	Current Original Cost
Retirement Equity & Fixed	1,664,520,569.63
Retirement Real Estate	228,165,770.49
Hedge Funds	937,628.12
Venture Capital and Partnerships	201,563,374.00
Pool Portfolio	6,858,147.55
GRAND TOTALS	2,102,045,489.79

County Of Oakland Employees'
Retirement System
Robert Wittenberg, County Treasurer



Retirement Investments by Type



Oakland County Treasurer's Office
Summary of Investments by Fund, Type, and Issuer
Report as of November 30, 2023

Page 1

Fund	Type	Issuer	Current Original Cost Issuer Subtotals	Current Original Cost Type & Fund Totals
73100	Employees' Retirement System			
	Hedge Funds			
		ABS	329,790.64	
		Totals for Hedge Funds		329,790.64
	Retirement Equity & Fixed			
		CS McKee - Fixed	114,393,212.66	
		Fidelity Int Equity	11,697,687.15	
		Franklin Templeton - Fixed	0.00	
		Great Lakes Advisor	14,171,840.06	
		HGK INTL EQ	26,482,725.00	
		JPMorgan Chase	0.00	
		Lazard Asset Management	25,939,470.35	
		Lee Munder	25,591,754.11	
		Loomis Sayles - Fixed	41,728,626.05	
		Loomis Sayles Small Cap	26,856,388.85	
		Marathon Distressed Credit	12,410,327.00	
		Munder Capital Management	0.00	
		Northern Trust	5,682,513.39	
		Nuance Investments	13,587,601.00	
		PICTET International Equity Fu	0.00	
		PIMCO MF	10,803,228.20	
		RBC Global Asset Management (U	0.00	
		Reinhart Partners	12,160,317.26	
		SSGA Index Fund	58,149,409.38	
		Seizert Capital Partner, LLC	0.00	
		T. Rowe Price	72,945,141.32	
		Times Square Capital Managemen	17,062,813.66	
		Wedge Capital Management	0.00	
		Wells Capital Management	15,349,780.89	
		Totals for Retirement Equity & Fixed		505,012,836.33
	Retirement Real Estate			
		AEW PARTNERS RE VII	1,074,046.00	
		Alidade Capital Fund IV, LP	4,048,322.00	
		DUNE REAL ESTATE	4,175,885.00	
		JPMorgan European Property Fun	49.49	
		Morgan Stanley Prime Fund	42,480,326.85	
		Prudential -Prissa II	14,518,755.75	
		ValStone	1,648,880.00	
		Walton Street Real Estate Fund	2,246,969.00	
		Totals for Retirement Real Estate		70,193,234.09
	Venture Capital and Partnerships			
		ABS EM LP	17,275,417.00	
		Alidade Capital Fund IV, LP	1,832,622.00	
		BlackRock IX LP	10,577,919.00	
		Bloomfield Capital V	8,021,292.00	
		Capital Dynamics	1,467,880.00	
		Churchill Middle Market	3,881,944.00	
		HIG Fund IV	8,243,039.00	
		Hamilton Lane Secondary Fund V	8,650,105.00	
		PASF IV	9,737,181.00	
		Totals for Venture Capital and Partnerships		69,687,399.00
		Totals for Employees' Retirement System		645,223,260.06
73200	VEBA Trust			
	Hedge Funds			
		ABS	607,837.48	
		Totals for Hedge Funds		607,837.48
	Retirement Equity & Fixed			
		CS McKee - Fixed	248,970,024.16	
		Fidelity Int Equity	0.00	
		Franklin Templeton - Fixed	0.00	



Oakland County Treasurer's Office

Summary of Investments by Fund, Type, and Issuer

Report as of November 30, 2023

Page 2

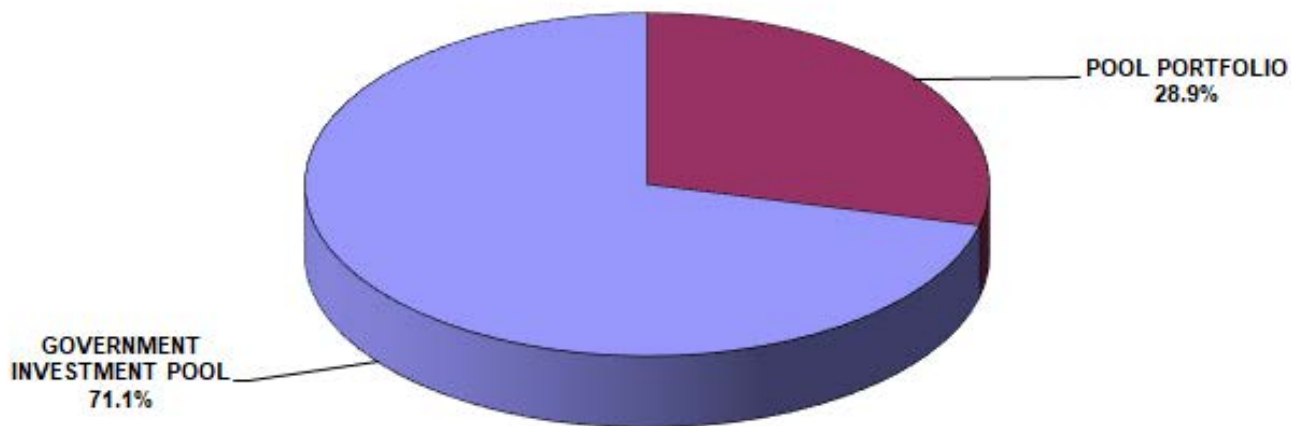
Fund	Type	Issuer	Current Original Cost Issuer Subtotals	Current Original Cost Type & Fund Totals
		HGK INTL EQ	55,172,343.00	
		JPMorgan Chase	0.00	
		Lazard Asset Management	61,737,761.83	
		Lee Munder	52,951,613.76	
		Loomis Sayles - Fixed	129,024,081.01	
		Loomis Sayles Small Cap	53,050,979.80	
		Marathon Distressed Credit	23,047,751.00	
		Munder Capital Management	0.00	
		Northern Trust	17,373,548.33	
		Nuance Investments	24,865,995.38	
		PICTET International Equity Fu	0.00	
		PIMCO MF	45,868,177.61	
		RBC Global Asset Management (U	0.00	
		Reinhart Partners	29,143,886.53	
		SSGA Index Fund	138,653,145.95	
		Seizert Capital Partner, LLC	0.00	
		T. Rowe Price	165,563,330.09	
		Times Square Capital Managemen	36,064,907.45	
		Van Mid Core VO	29,152,115.16	
		Wedge Capital Management	0.00	
		Wells Capital Management	29,120,754.46	
		Totals for Retirement Equity & Fixed		1,139,760,415.52
	Retirement Real Estate			
		AEW PARTNERS RE VII	2,148,084.00	
		Alidade Capital Fund IV, LP	2,428,993.00	
		DUNE REAL ESTATE	8,351,784.00	
		Hamilton Lane Secondary Fund V	0.00	
		Macquarie European Infrastruct	33,022.10	
		Macquarie Infrastructure Partn	1.00	
		Morgan Stanley Prime Fund	82,643,674.23	
		Prudential -Prissa II	55,399,704.07	
		ValStone	2,473,323.00	
		Walton Street Real Estate Fund	4,493,951.00	
		Totals for Retirement Real Estate		157,972,536.40
	Venture Capital and Partnerships			
		ABS EM LP	34,550,835.00	
		Alidade Capital Fund IV, LP	5,497,867.00	
		BlackRock IX LP	17,629,864.00	
		Bloomfield Capital V	15,039,923.00	
		Capital Dynamics	4,403,636.00	
		Churchill Middle Market	6,469,907.00	
		HIG Fund IV	15,308,500.00	
		Hamilton Lane Secondary Fund V	15,137,689.00	
		PASF IV	17,837,754.00	
		Totals for Venture Capital and Partnerships		131,875,975.00
		Totals for VEBA Trust		1,430,216,764.40
73310	Superseding Trust			
	Retirement Equity & Fixed			
		CS McKee - Fixed	9,497,356.20	
		JPMorgan Chase	0.00	
		SSGA Index Fund	10,249,961.58	
		Totals for Retirement Equity & Fixed		19,747,317.78
		Totals for Superseding Trust		19,747,317.78
GRAND TOTALS:				2,095,187,342.24

Road Commission
For
Oakland County

Oakland County Treasurer's Office
Summary of All Investment Balances by Type
 Report as of November 30, 2023

Type	Current Original Cost
Governmental Investment Pool	72,259,115.39
Pool Portfolio	29,312,344.76
GRAND TOTALS:	<u>101,571,460.15</u>

**Road Commission
for
Oakland County**



Investments by Type



Oakland County Treasurer's Office
Summary of Investments by Fund, Type, and Issuer
Report as of November 30, 2023

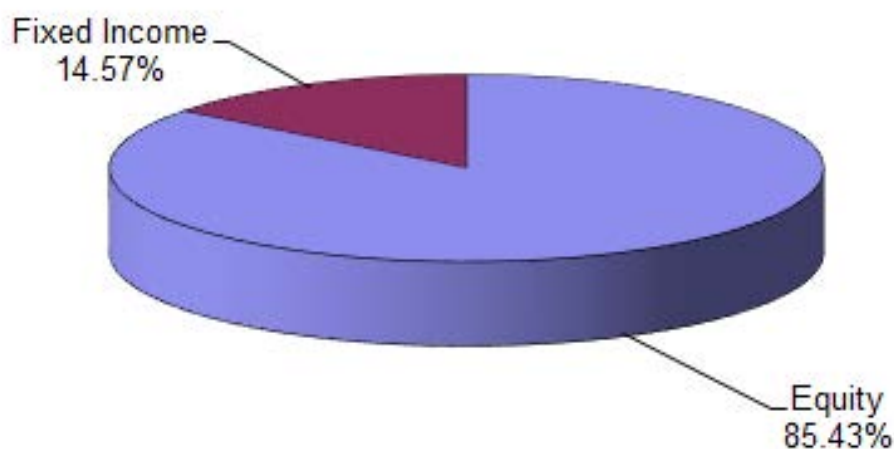
Page 1

Fund	Type	Issuer	Current Original Cost Issuer Subtotals	Current Original Cost Type & Fund Totals
95210	Road Commission Fund			
	Certificates of Deposit - Bank			
		The State Bank	10,000,000.00	
		Totals for Certificates of Deposit - Bank		10,000,000.00
	Governmental Investment Pool			
		Flagstar Bank	0.00	
		Imprest Cash	2,800.00	
		MI CLASS	51,924,729.63	
		Totals for Governmental Investment Pool		51,927,529.63
		Totals for Road Commission Fund		61,927,529.63
95211	Road Commission Special Assmnt			
	Governmental Investment Pool			
		Federated Investors	10,331,585.76	
		Totals for Governmental Investment Pool		10,331,585.76
		Totals for Road Commission Special Assmnt		10,331,585.76
95293	Road Commission Escrow			
	Governmental Investment Pool			
		Flagstar Bank	0.00	
		Totals for Governmental Investment Pool		0.00
		Totals for Road Commission Escrow		0.00
95295	Road Commission Risk Managemen			
	Governmental Investment Pool			
		Flagstar Bank	0.00	
		Totals for Governmental Investment Pool		0.00
		Totals for Road Commission Risk Managemen		0.00
GRAND TOTALS:				72,259,115.39

Oakland County Treasurer's Office
Summary of All Investment Balances by Type
 Report as of November 30, 2023

Type	Current Original Cost
Retirement Equity & Fixed	247,327,955.33
GRAND TOTALS:	247,327,955.33

Road Commission Retirement



Retirement Investments by Type



Oakland County Treasurer's Office
Summary of Investments by Fund, Type, and Issuer
Report as of November 30, 2023

Page 1

Fund	Type	Issuer	Current Original Cost Issuer Subtotals	Current Original Cost Type & Fund Totals
95234	Road Commission Retirement			
	Retirement Equity & Fixed			
		Comerica Bond Index Fund	0.00	
		Commingled Mutual Fund Acct	110,244,221.42	
		Cumberland Advisors Inc fixed	28,238,051.93	
		Harding Loevner LP Intl	12,688,065.61	
		LS Investment Advisors LLC	1,102.35	
		RE Principal Enhanced Proper	24,079,542.46	
		Receipt & Disburse Cash Acct	2,621,283.67	
		Rothschild Asset Management	0.00	
		Totals for Retirement Equity & Fixed		177,872,267.44
		Totals for Road Commission Retirement		177,872,267.44
95235	Road Commission Retiree Health			
	Retirement Equity & Fixed			
		American Realty	4,198,453.61	
		Cash Account	5,185,301.59	
		Commingled Mutual Fund Acct	41,973,382.35	
		Garcia Hamilton & Associates	13,634,071.56	
		Harding Loevner LP Intl	4,464,478.78	
		Totals for Retirement Equity & Fixed		69,455,687.89
		Totals for Road Commission Retiree Health		69,455,687.89
GRAND TOTALS:				247,327,955.33