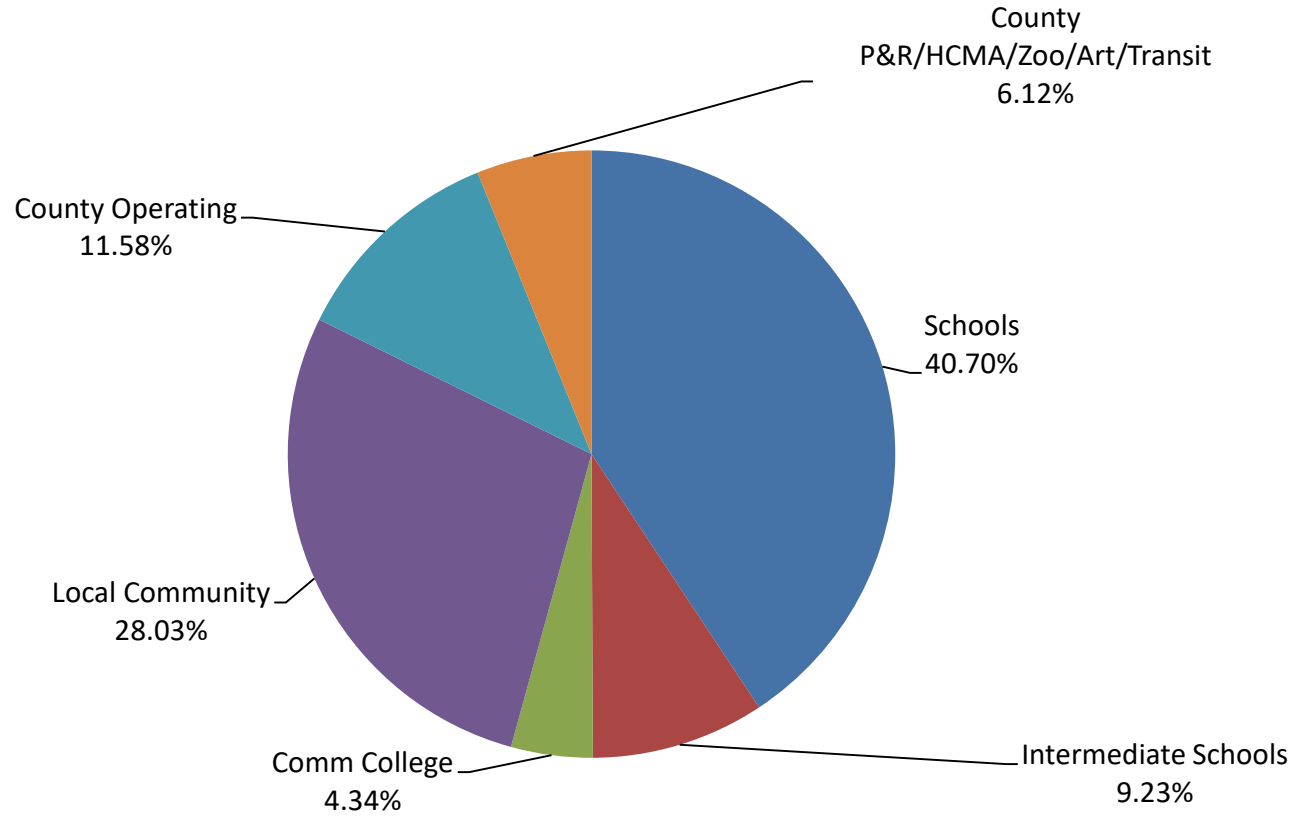


	Schools	Intermediate Schools	College Community	Local Community	Operations County	County P&R/HCMA/ZOO ART/TRANSIT	County
Average Taxable Value†	\$230,875						
	<i>Rate</i>	13.9000	3.1541	1.4836	9.5727	3.9539	2.0904
	<i>Tax Dollars</i>	\$3,209.16	\$728.20	\$342.53	\$2,210.10	\$912.86	\$482.62
*Oxford Schools	<i>Percentage</i>	40.70%	9.23%	4.34%	28.03%	11.58%	6.12%

Township of Addison



†Average Taxable Value represents 50% of the average sales price for recent sales in the community.

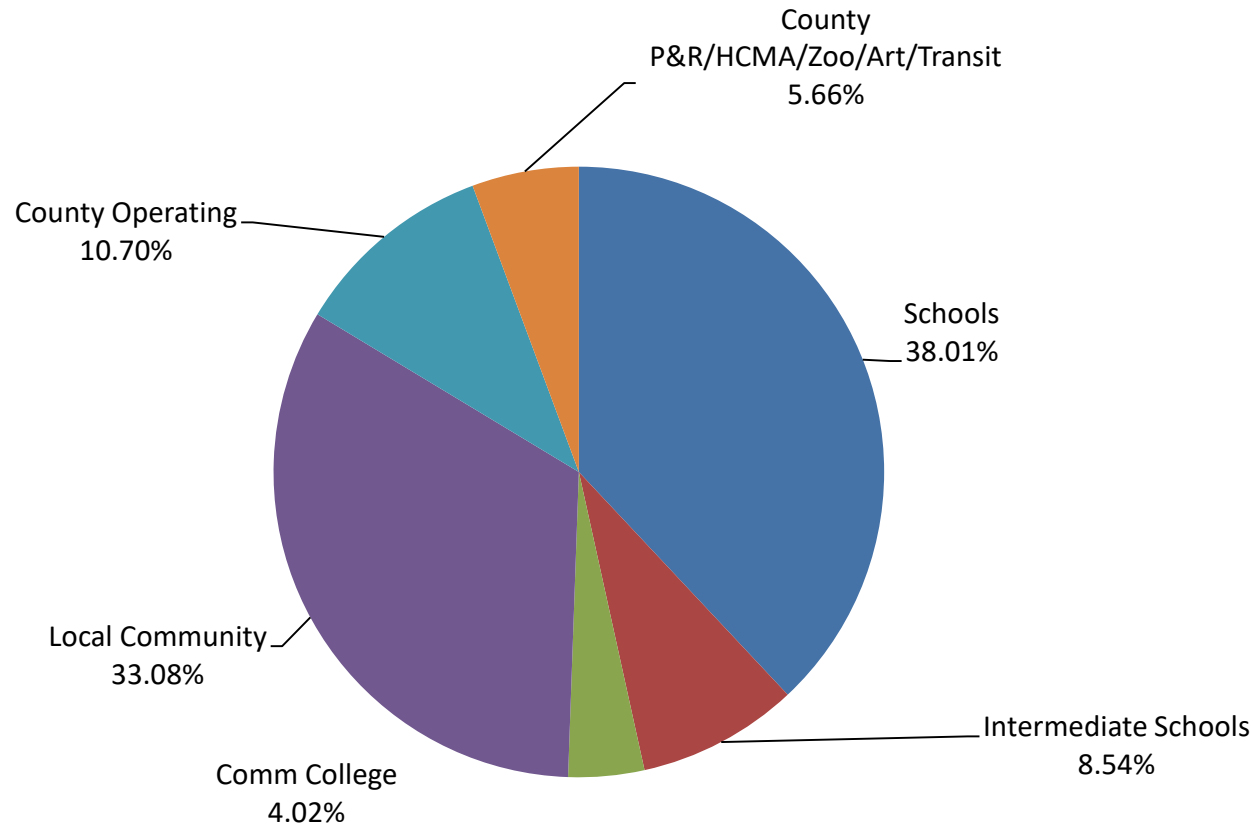
*Schools values are calculated using the predominate school district for the community.

Average
Taxable Value† \$288,500

*Bloomfield Hills Schools

	Schools	Intermediate Schools	College Community	Local Community	Operations	County P&R/HCMA/ART/TRANSIT	County P&R/HCMA/ZOO
Rate		14.0433	3.1541	1.4836	12.2206	3.9539	2.0904
Tax Dollars		\$4,051.49	\$909.96	\$428.02	\$3,525.64	\$1,140.70	\$603.08
Percentage		38.01%	8.54%	4.02%	33.08%	10.70%	5.66%

Township of Bloomfield

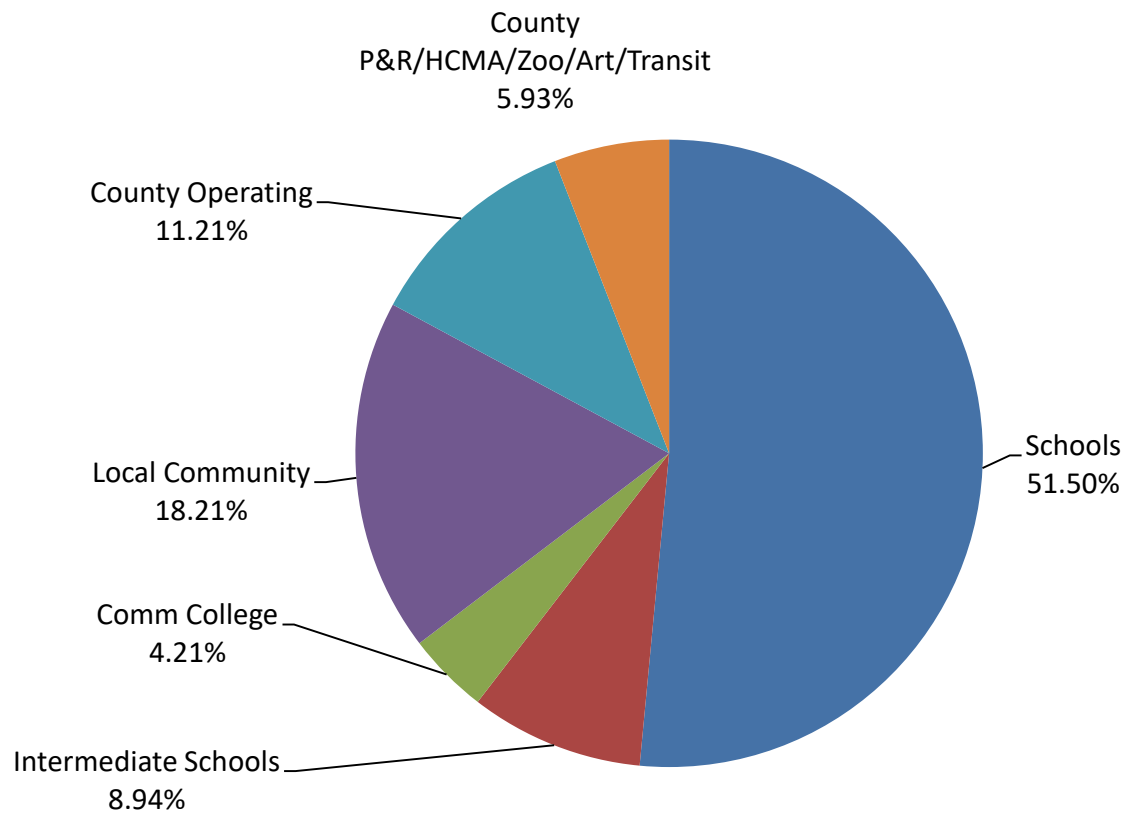


†Average Taxable Value represents 50% of the average sales price for recent sales in the community.

*Schools values are calculated using the predominate school district for the community.

	Schools	Intermediate Schools	College Community	Community Local	Operations	County ART/TRANSIT	County P&R/HCMA/ZOO
Average Taxable Value†	\$176,250						
	<i>Rate</i>	18.1600	3.1541	1.4836	6.4206	3.9539	2.0904
	<i>Tax Dollars</i>	\$3,200.70	\$555.91	\$261.48	\$1,131.63	\$696.87	\$368.43
*Brandon Schools	<i>Percentage</i>	51.50%	8.94%	4.21%	18.21%	11.21%	5.93%

Township of Brandon

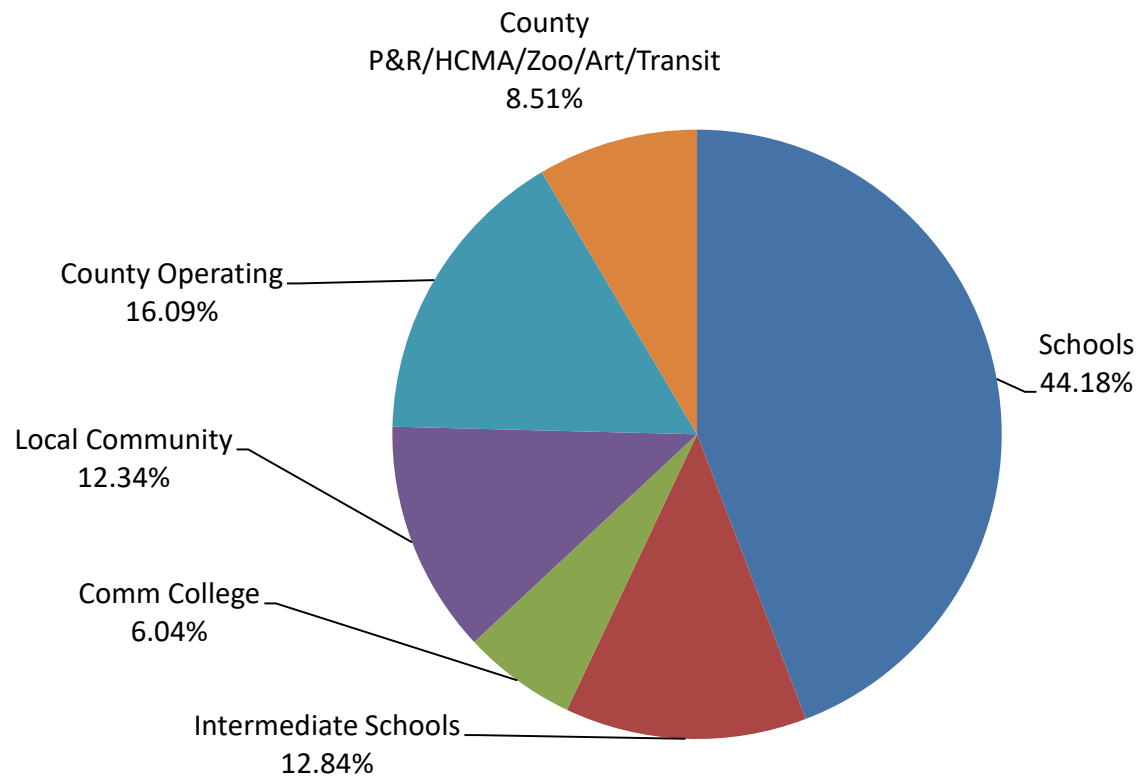


†Average Taxable Value represents 50% of the average sales price for recent sales in the community.

*Schools values are calculated using the predominate school district for the community.

	Schools	Intermediate Schools	College Community	Local Community	Operations County	County P&R/HCMA/ZOO ART/TRANSIT	County
Average Taxable Value†	\$177,188						
<i>Rate</i>		10.8567	3.1541	1.4836	3.0327	3.9539	2.0904
<i>Tax Dollars</i>		\$1,923.68	\$558.87	\$262.88	\$537.36	\$700.58	\$370.39
*Walled Lake Schools		44.18%	12.84%	6.04%	12.34%	16.09%	8.51%

Township of Commerce

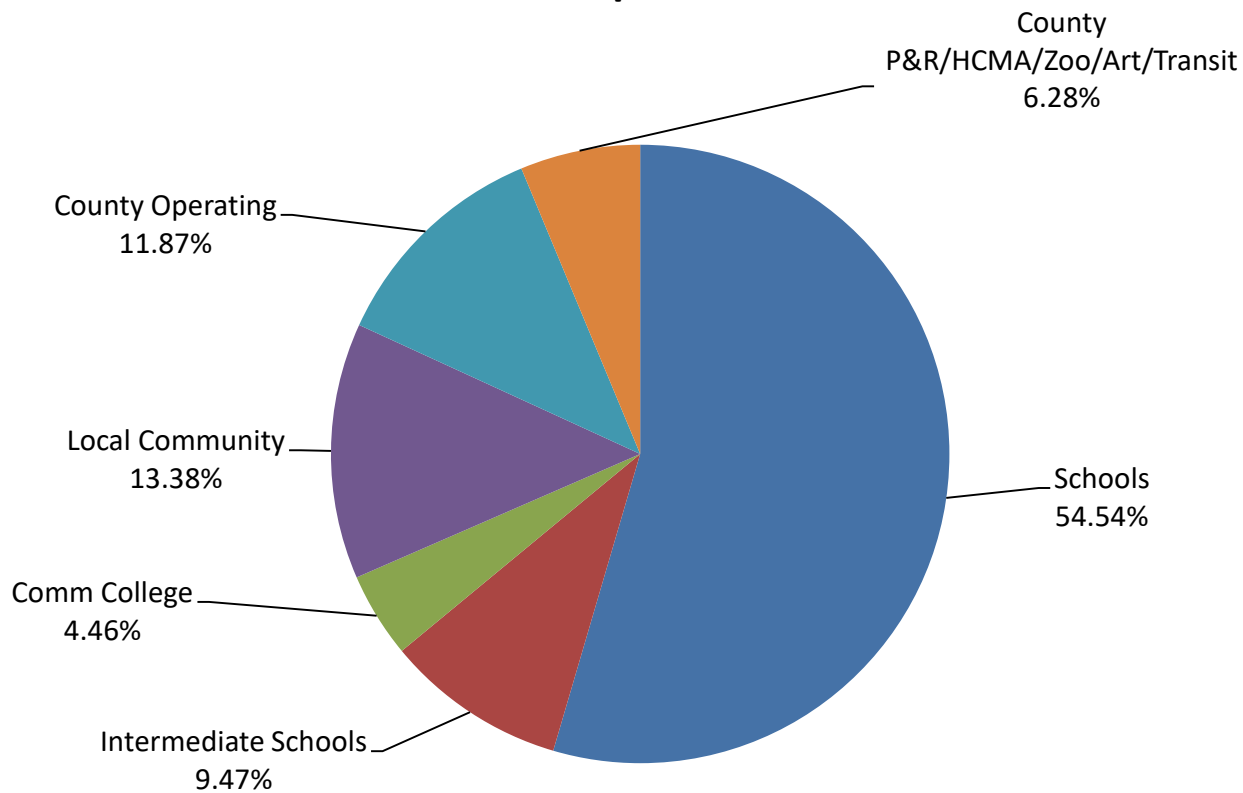


†Average Taxable Value represents 50% of the average sales price for recent sales in the community.

*Schools values are calculated using the predominate school district for the community.

	Schools	Intermediate Schools	Community College	Local Community	County Operations	County P&R/HCMA/ ART/TRANSIT	County P&R/HCMA/ZOO
Average Taxable Value†	\$172,500						
	<i>Rate</i>	18.1600	3.1541	1.4836	4.4557	3.9539	2.0904
	<i>Tax Dollars</i>	\$3,132.60	\$544.08	\$255.92	\$768.61	\$682.05	\$360.59
*Brandon Schools	<i>Percentage</i>	54.54%	9.47%	4.46%	13.38%	11.87%	6.28%

Township of Groveland

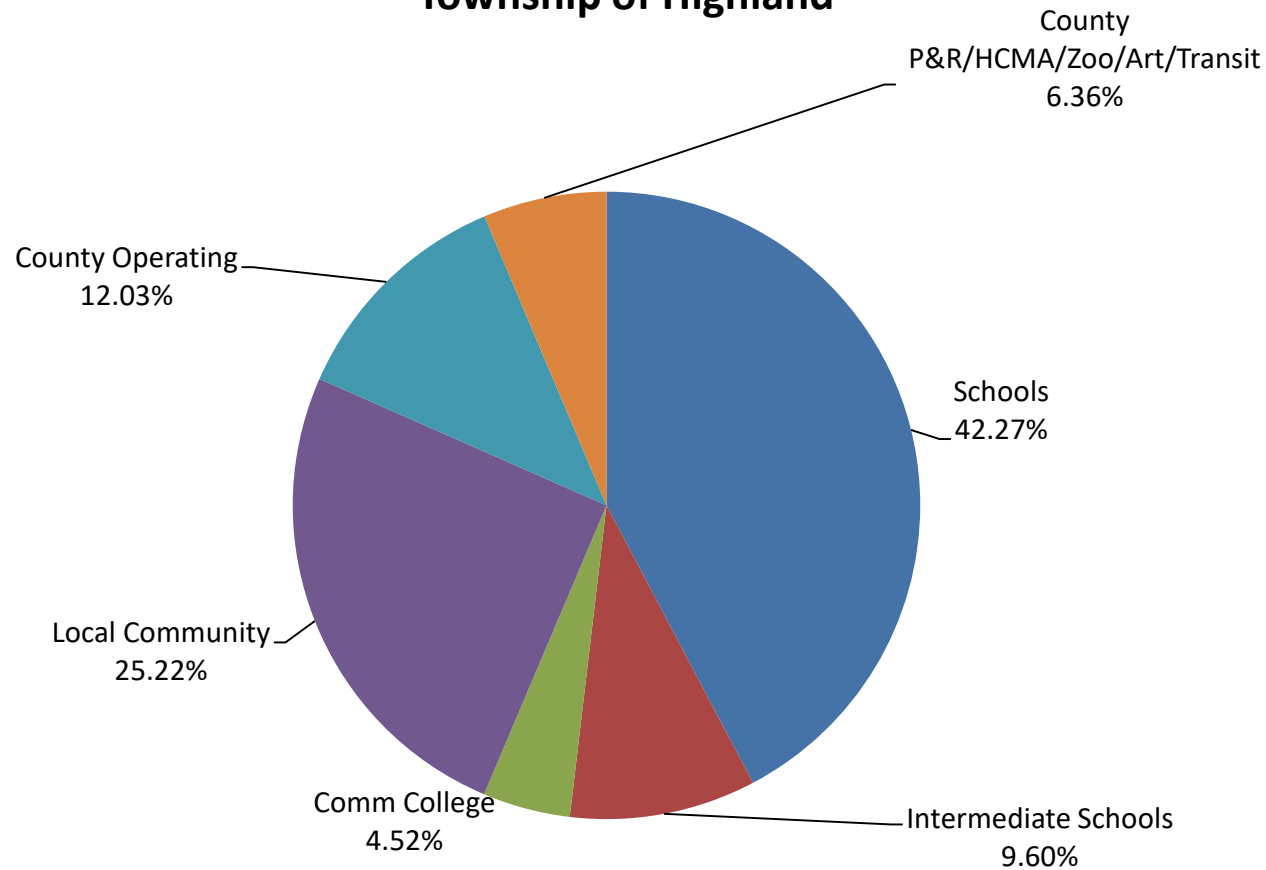


†Average Taxable Value represents 50% of the average sales price for recent sales in the community.

*Schools values are calculated using the predominate school district for the community.

	Schools	Intermediate Schools	College Community	Local Community	Operations	County P&R/HCMA/ZOO ART/TRANSIT	County
Average Taxable Value†	\$169,950						
	<i>Rate</i>	13.8871	3.1541	1.4836	8.2857	3.9539	2.0904
	<i>Tax Dollars</i>	\$2,360.11	\$536.04	\$252.14	\$1,408.15	\$671.97	\$355.26
*Huron Valley Schools	<i>Percentage</i>	42.27%	9.60%	4.52%	25.22%	12.03%	6.36%

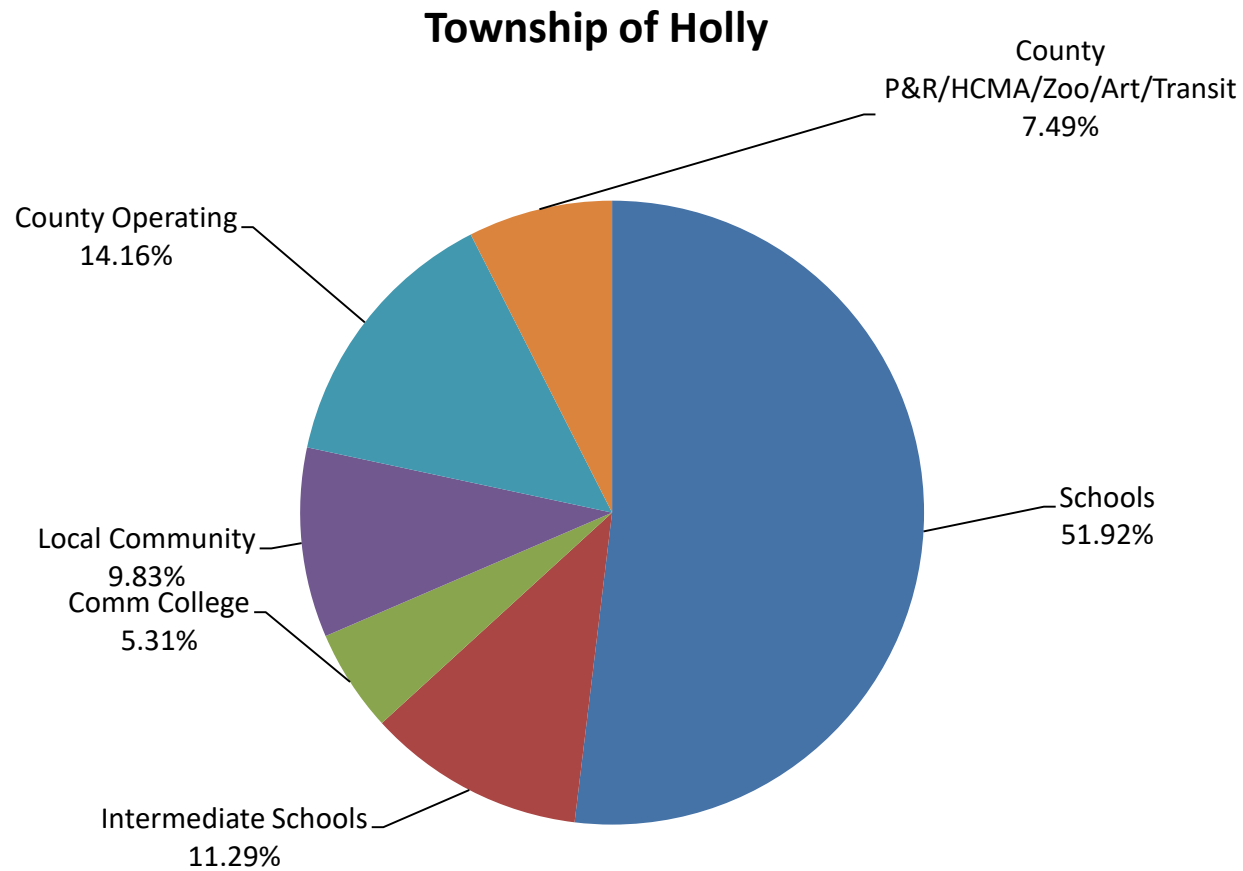
Township of Highland



†Average Taxable Value represents 50% of the average sales price for recent sales in the community.

*Schools values are calculated using the predominate school district for the community.

	Schools	Intermediate Schools	Community College	Local Community	Operations	County P&R/HCMA/ZOO ART/TRANSIT	County
Average Taxable Value†	\$156,250						
	<i>Rate</i>	14.5000	3.1541	1.4836	2.7454	3.9539	2.0904
	<i>Tax Dollars</i>	\$2,265.63	\$492.83	\$231.81	\$428.97	\$617.80	\$326.63
*Holly Schools	<i>Percentage</i>	51.92%	11.29%	5.31%	9.83%	14.16%	7.49%

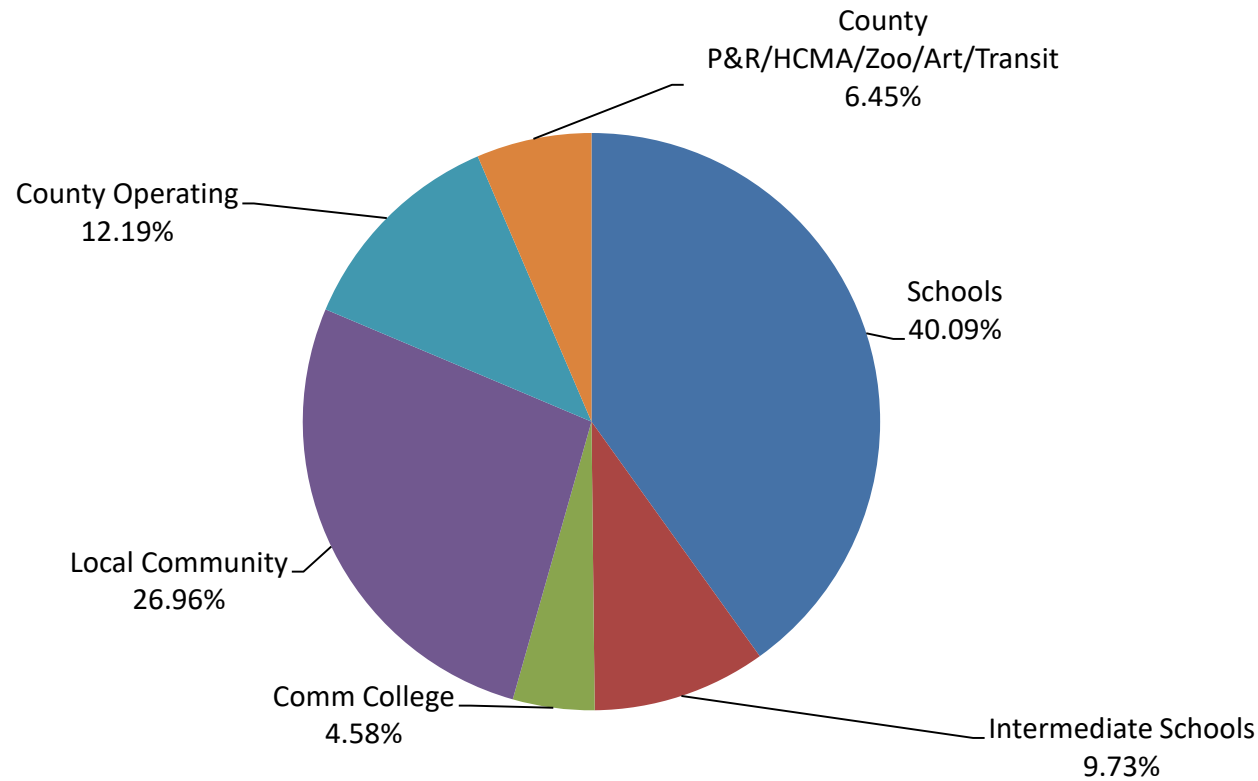


†Average Taxable Value represents 50% of the average sales price for recent sales in the community.

*Schools values are calculated using the predominate school district for the community.

		Schools	Intermediate Schools	College Community	Community Local	Operations	County ART/TRANSIT	County P&R/HCMA/ZOO
Average								
Taxable Value†	\$195,750							
		Rate	13.0000	3.1541	1.4836	8.7411	3.9539	2.0904
		Tax Dollars	\$2,544.75	\$617.42	\$290.41	\$1,711.07	\$773.98	\$409.20
*Clarkston Schools		Percentage	40.09%	9.73%	4.58%	26.96%	12.19%	6.45%

Township of Independence

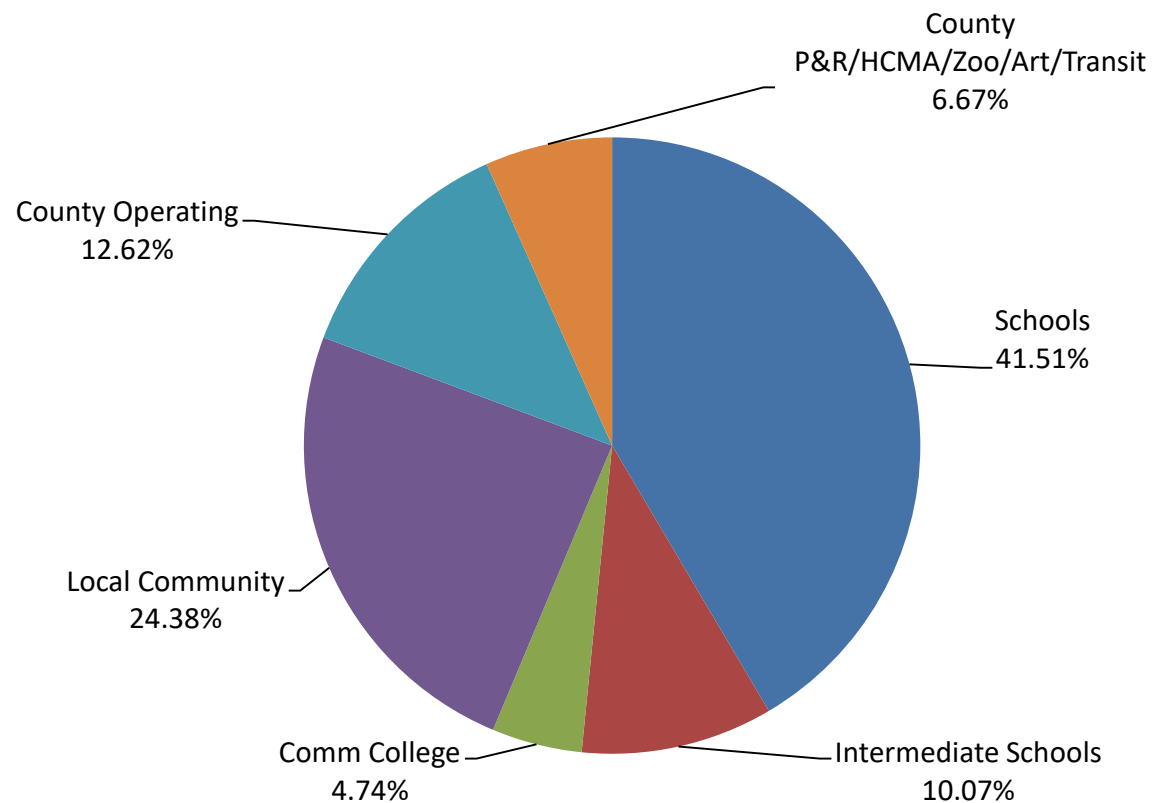


†Average Taxable Value represents 50% of the average sales price for recent sales in the community.

*Schools values are calculated using the predominate school district for the community.

	Schools	Intermediate Schools	Community College	Local Community	Operations	County ART/TRANSIT	County P&R/HCMA/ZOO
Average Taxable Value†	\$270,625						
	Rate	13.0000	3.1541	1.4836	7.6364	3.9539	2.0904
	Tax Dollars	\$3,518.13	\$853.58	\$401.50	\$2,066.60	\$1,070.02	\$565.71
*South Lyon Schools	Percentage	41.51%	10.07%	4.74%	24.38%	12.62%	6.67%

Township of Lyon

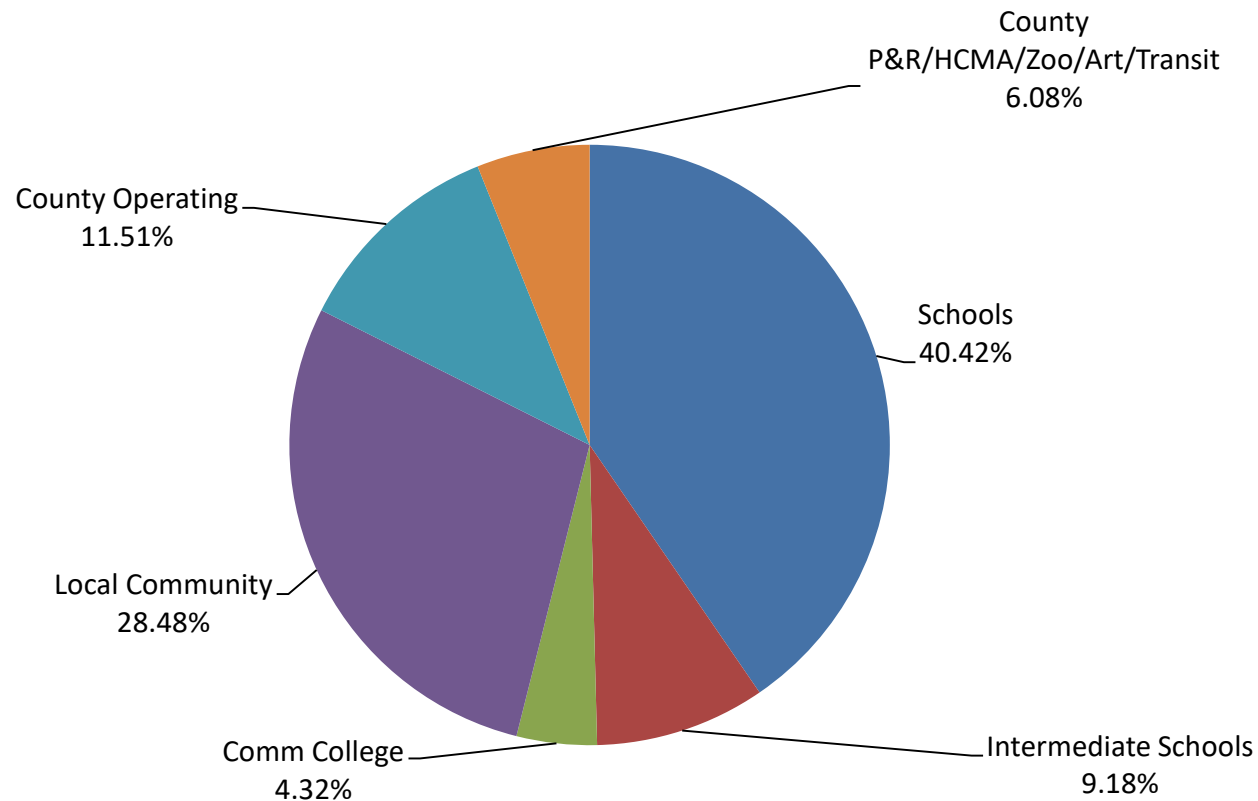


†Average Taxable Value represents 50% of the average sales price for recent sales in the community.

*Schools values are calculated using the predominate school district for the community.

		Schools	Intermediate Schools	Community College	Community	Local Operations	County P&R/HCMA/ZOO ART/TRANSIT	County
Average Taxable Value†	\$248,750	Rate	13.8871	3.1541	1.4836	9.7860	3.9539	2.0904
		Tax Dollars	\$3,454.42	\$784.58	\$369.05	\$2,434.27	\$983.53	\$519.99
*Huron Valley Schools		Percentage	40.42%	9.18%	4.32%	28.48%	11.51%	6.08%

Township of Milford

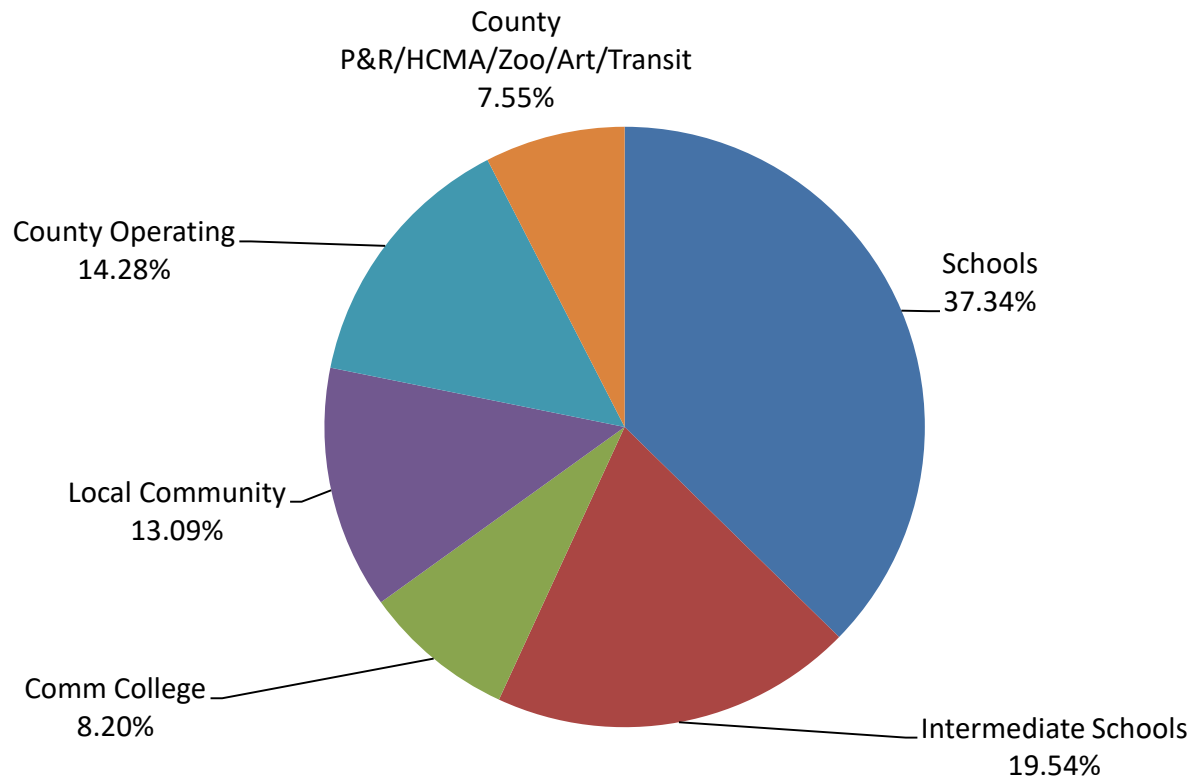


†Average Taxable Value represents 50% of the average sales price for recent sales in the community.

*Schools values are calculated using the predominate school district for the community.

	Schools	Intermediate Schools	Community College	Community Local	Operations	County P&R/TRANSIT	County P&R/HCMA/ZOO
Average Taxable Value†	\$445,000						
	Rate	10.3357	5.4092	2.2700	3.6241	3.9539	2.0904
	Tax Dollars	\$4,599.39	\$2,407.09	\$1,010.15	\$1,612.72	\$1,759.49	\$930.23
*Northville Schools	Percentage	37.34%	19.54%	8.20%	13.09%	14.28%	7.55%

Township of Novi

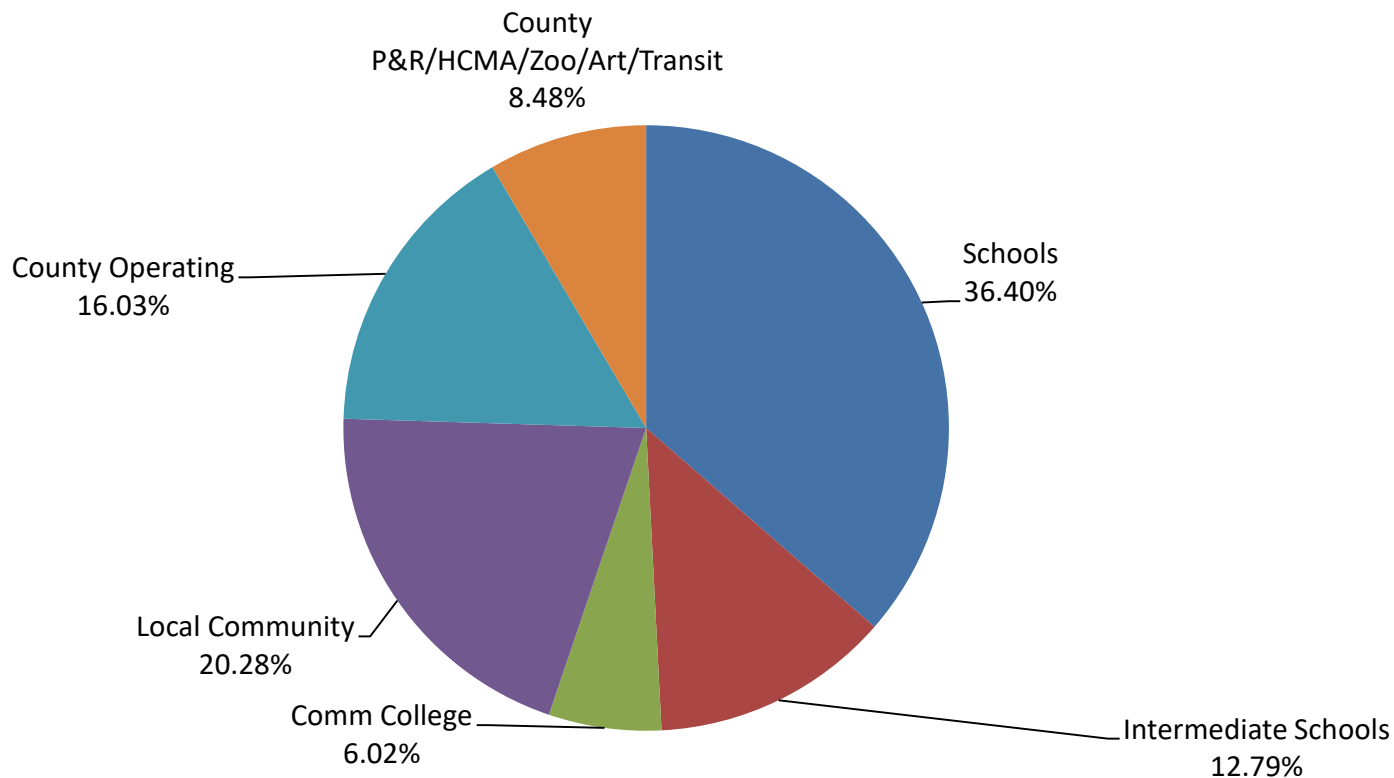


†Average Taxable Value represents 50% of the average sales price for recent sales in the community.

*Schools values are calculated using the predominate school district for the community.

	Schools	Intermediate Schools	Community College	Local Community	Operations	County ART/TRANSIT	County P&R/HCMA/ZOO
Average Taxable Value†	\$280,000						
Rate		8.9761	3.1541	1.4836	5.0020	3.9539	2.0904
Tax Dollars		\$2,513.31	\$883.15	\$415.41	\$1,400.56	\$1,107.09	\$585.31
*Rochester Schools		36.40%	12.79%	6.02%	20.28%	16.03%	8.48%

Township of Oakland

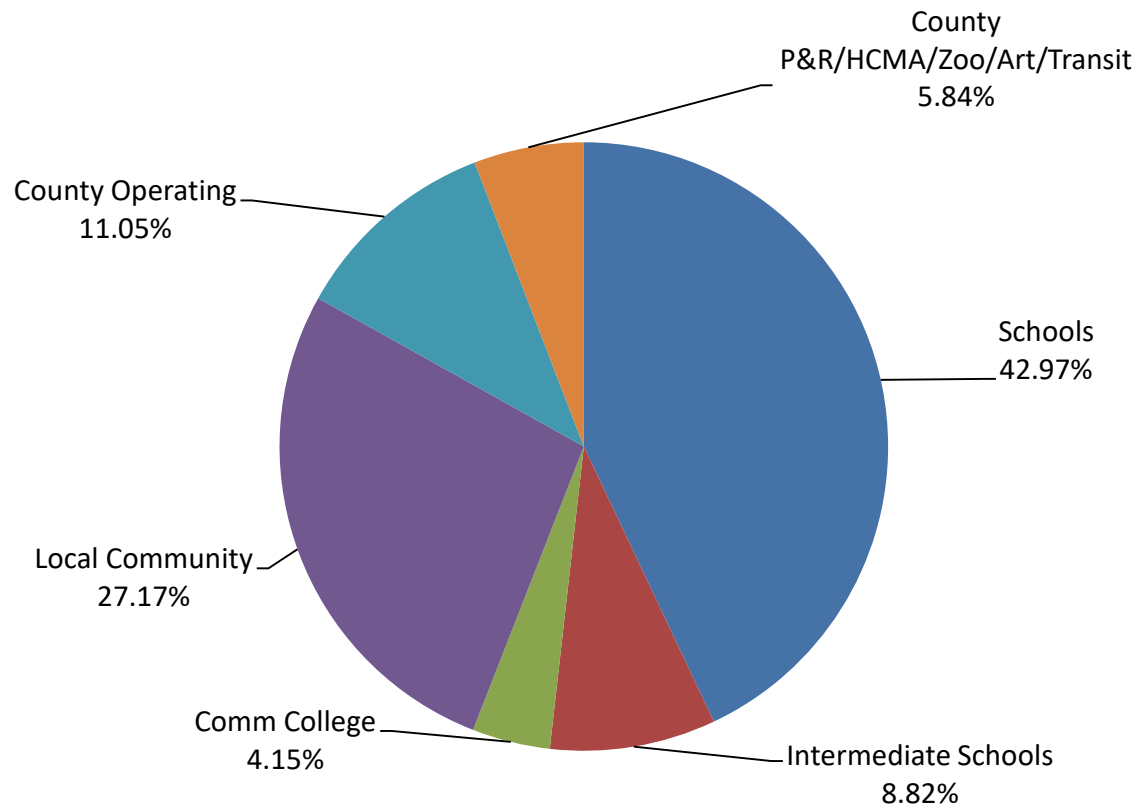


†Average Taxable Value represents 50% of the average sales price for recent sales in the community.

*Schools values are calculated using the predominate school district for the community.

		Schools	Intermediate Schools	College Community	Local Community	Operations	County ART/TRANSIT	County P&R/HCMA/ZOO
Average								
Taxable Value†	\$182,500	<i>Rate</i>	15.3704	3.1541	1.4836	9.7185	3.9539	2.0904
		<i>Tax Dollars</i>	\$2,805.10	\$575.62	\$270.76	\$1,773.63	\$721.59	\$381.50
*Orion Schools		<i>Percentage</i>	42.97%	8.82%	4.15%	27.17%	11.05%	5.84%

Township of Orion

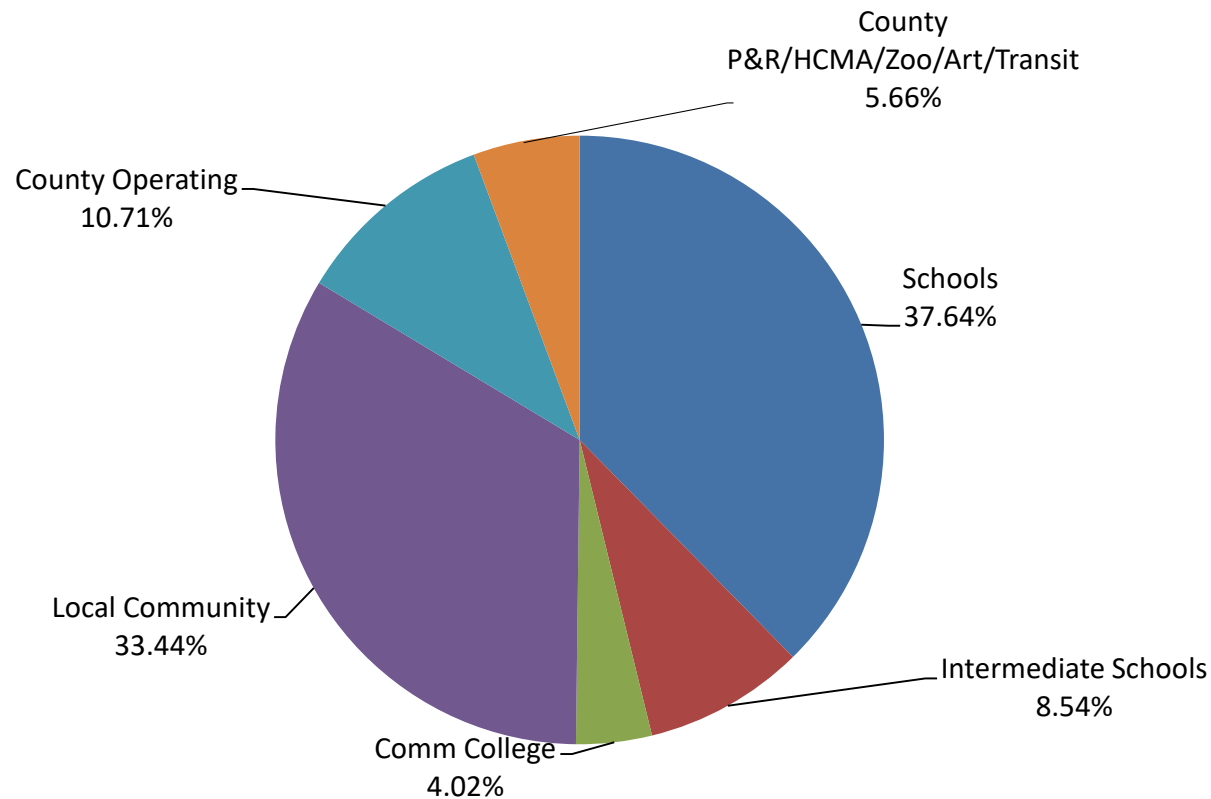


†Average Taxable Value represents 50% of the average sales price for recent sales in the community.

*Schools values are calculated using the predominate school district for the community.

	Schools	Intermediate Schools	College Community	Local Community	Operations	County ART/TRANSIT	County P&R/HCMA/ZOO
Average Taxable Value†	\$198,000						
	<i>Rate</i>	13.9000	3.1541	1.4836	12.3498	3.9539	2.0904
	<i>Tax Dollars</i>	\$2,752.20	\$624.51	\$293.75	\$2,445.26	\$782.87	\$413.90
*Oxford Schools	<i>Percentage</i>	37.64%	8.54%	4.02%	33.44%	10.71%	5.66%

Township of Oxford

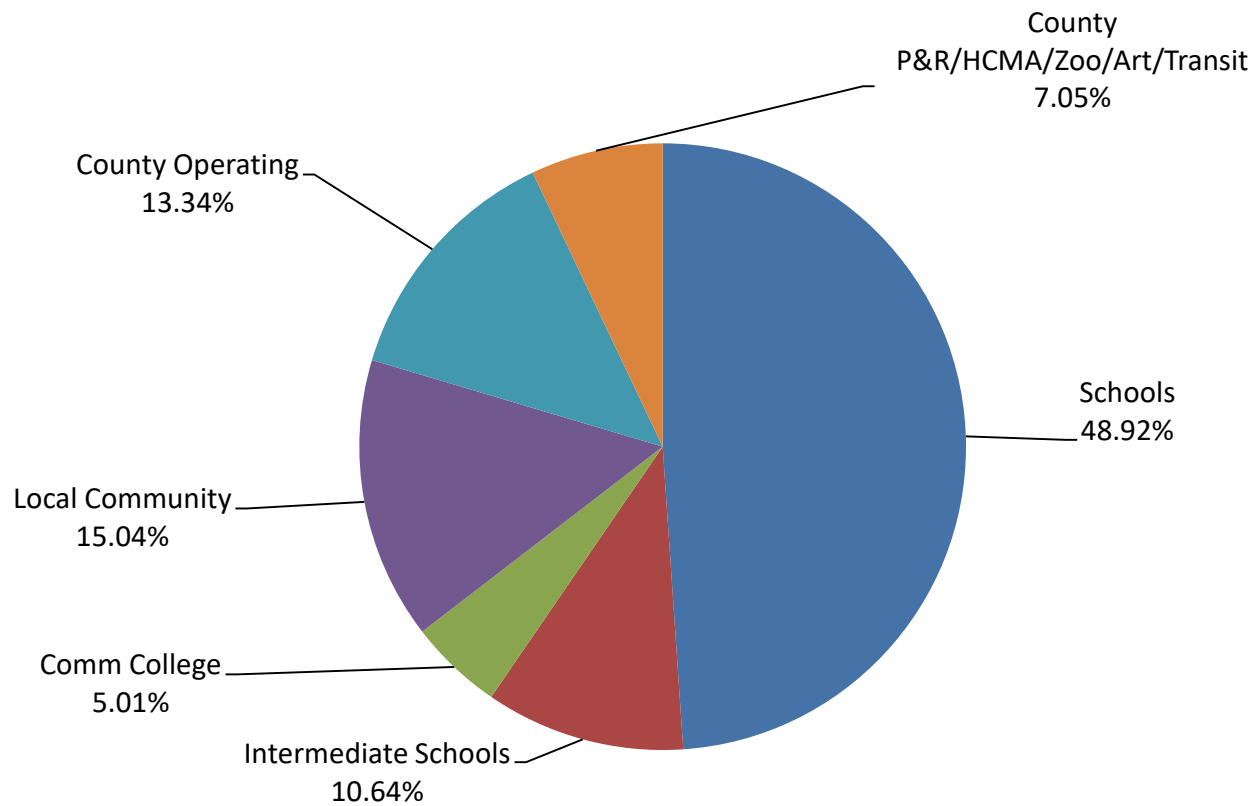


†Average Taxable Value represents 50% of the average sales price for recent sales in the community.

*Schools values are calculated using the predominate school district for the community.

	Schools	Intermediate Schools	College Community	Local Community	Operations	County ART/TRANSIT	County P&R/HCMA/ZOO
Average Taxable Value†	\$163,750						
	<i>Rate</i>	14.5000	3.1541	1.4836	4.4590	3.9539	2.0904
	<i>Tax Dollars</i>	\$2,374.38	\$516.48	\$242.94	\$730.16	\$647.45	\$342.30
*Holly Schools	<i>Percentage</i>	48.92%	10.64%	5.01%	15.04%	13.34%	7.05%

Township of Rose

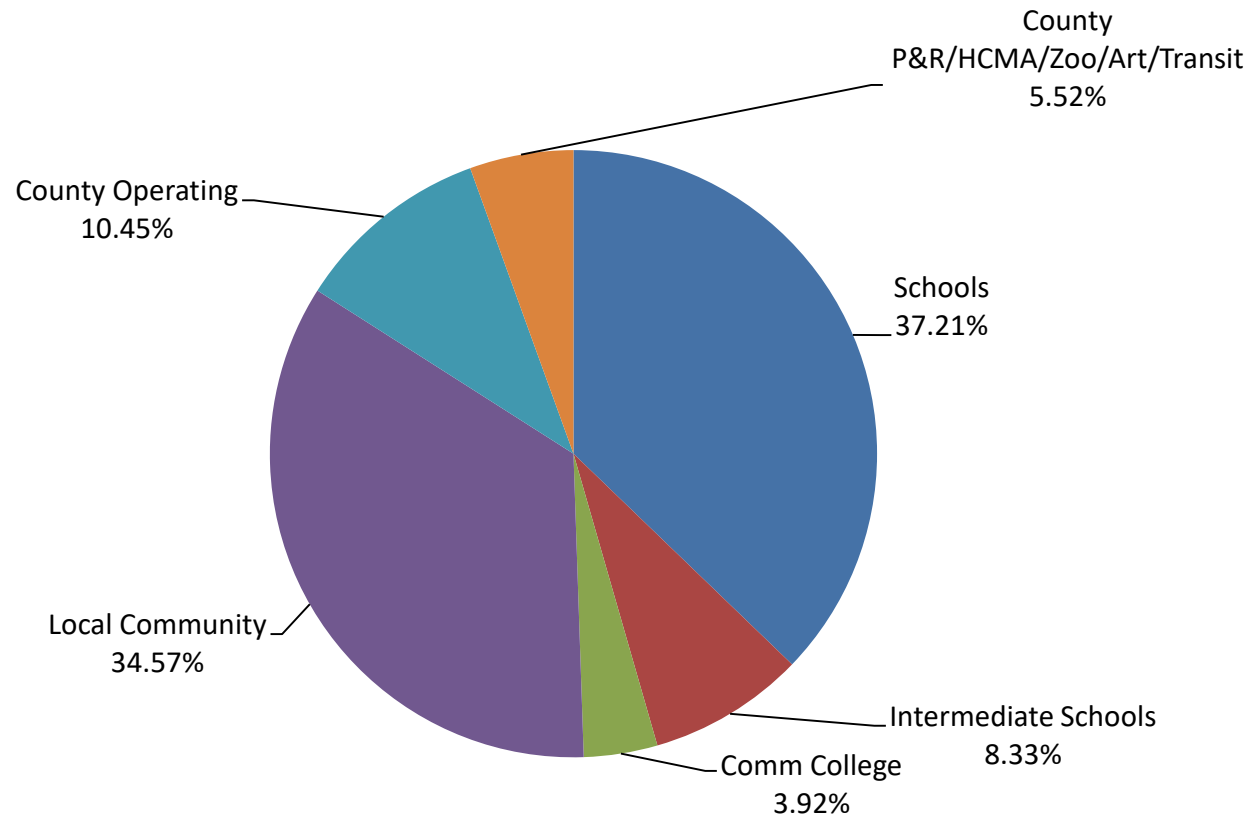


†Average Taxable Value represents 50% of the average sales price for recent sales in the community.

*Schools values are calculated using the predominate school district for the community.

		Schools	Intermediate Schools	Community College	Local Community	Operations	County P&R/HCMA/ZOO ART/TRANSIT	County
Average								
Taxable Value†	\$61,500	Rate	14.0805	3.1541	1.4836	13.0818	3.9539	2.0904
		Tax Dollars	\$865.95	\$193.98	\$91.24	\$804.53	\$243.16	\$128.56
*Ferndale Schools		Percentage	37.21%	8.33%	3.92%	34.57%	10.45%	5.52%

Township of Royal Oak

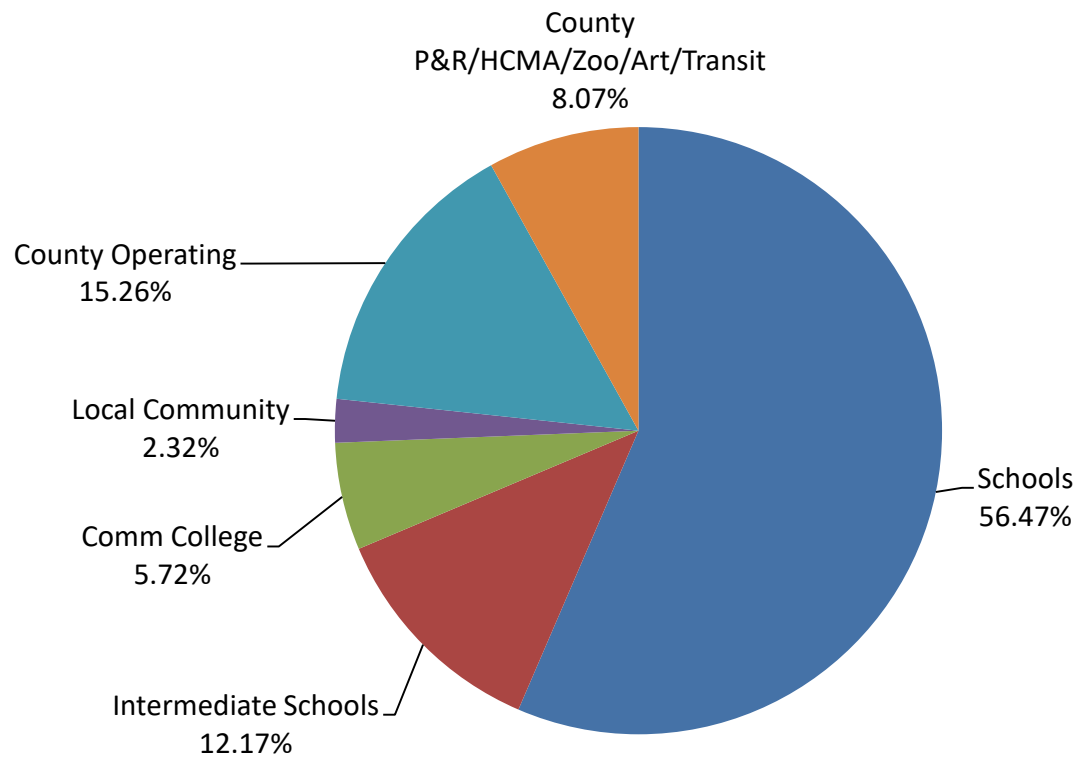


†Average Taxable Value represents 50% of the average sales price for recent sales in the community.

*Schools values are calculated using the predominate school district for the community.

	Schools	Intermediate Schools	Community College	Community	Local Operations	County ART/TRANSIT	County P&R/HCMA/ZOO
Average Taxable Value†	\$512,500						
Rate		14.6358	3.1541	1.4836	0.6000	3.9539	2.0904
Tax Dollars		\$7,500.85	\$1,616.48	\$760.35	\$307.50	\$2,026.37	\$1,071.33
*Birmingham Schools		56.47%	12.17%	5.72%	2.32%	15.26%	8.07%

Township of Southfield



†Average Taxable Value represents 50% of the average sales price for recent sales in the community.

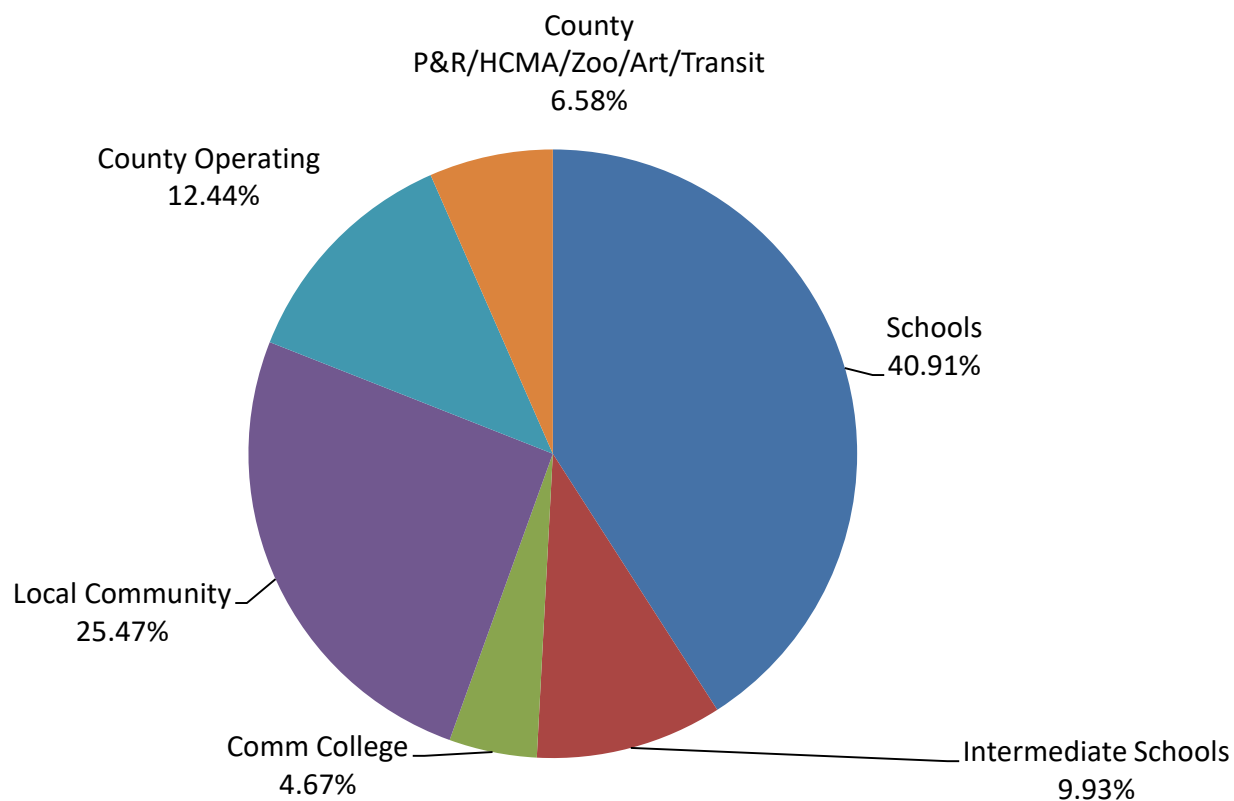
*Schools values are calculated using the predominate school district for the community.

Average
Taxable Value† \$194,250

*Clarkston Schools

	Schools	Intermediate Schools	College Community	Local Community	Operations	County ART/TRANSIT	County P&R/HCMA/ZOO
Rate		13.0000	3.1541	1.4836	8.0921	3.9539	2.0904
Tax Dollars		\$2,525.25	\$612.68	\$288.19	\$1,571.89	\$768.05	\$406.06
Percentage		40.91%	9.93%	4.67%	25.47%	12.44%	6.58%

Township of Springfield

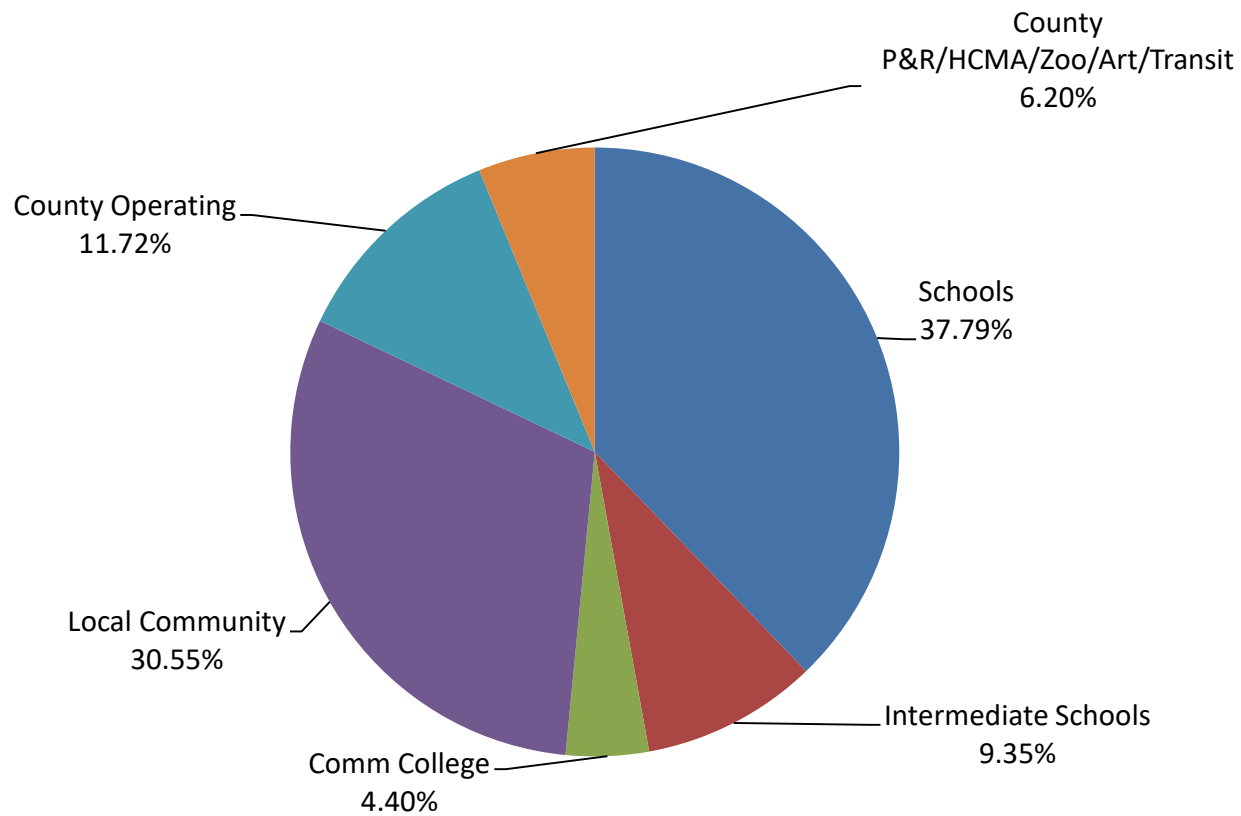


†Average Taxable Value represents 50% of the average sales price for recent sales in the community.

*Schools values are calculated using the predominate school district for the community.

	Schools	Intermediate Schools	College Community	Local Community	Operations	County ART/TRANSIT	County P&R/HCMA/ZOO
Average Taxable Value†	\$132,500						
	<i>Rate</i>	12.7500	3.1541	1.4836	10.3063	3.9539	2.0904
	<i>Tax Dollars</i>	\$1,689.38	\$417.92	\$196.58	\$1,365.58	\$523.89	\$276.98
*Waterford Schools	<i>Percentage</i>	37.79%	9.35%	4.40%	30.55%	11.72%	6.20%

Township of Waterford

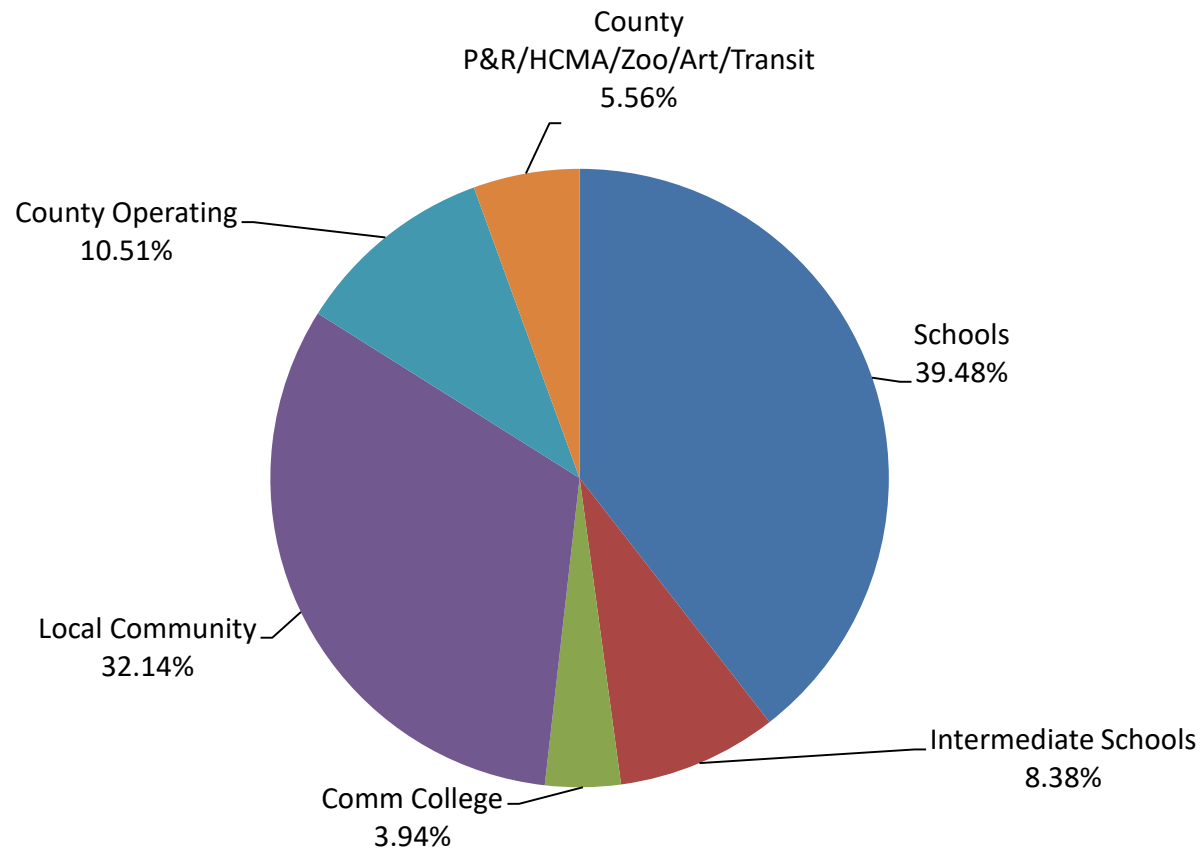


†Average Taxable Value represents 50% of the average sales price for recent sales in the community.

*Schools values are calculated using the predominate school district for the community.

	Schools	Intermediate Schools	College Community	Local Community	Operations	County ART/TRANSIT	County P&R/HCMA/ZOO
Average Taxable Value†	\$204,000						
	Rate	14.8530	3.1541	1.4836	12.0912	3.9539	2.0904
	Tax Dollars	\$3,030.01	\$643.44	\$302.65	\$2,466.60	\$806.60	\$426.44
*West Bloomfield Schools	Percentage	39.48%	8.38%	3.94%	32.14%	10.51%	5.56%

Township of West Bloomfield

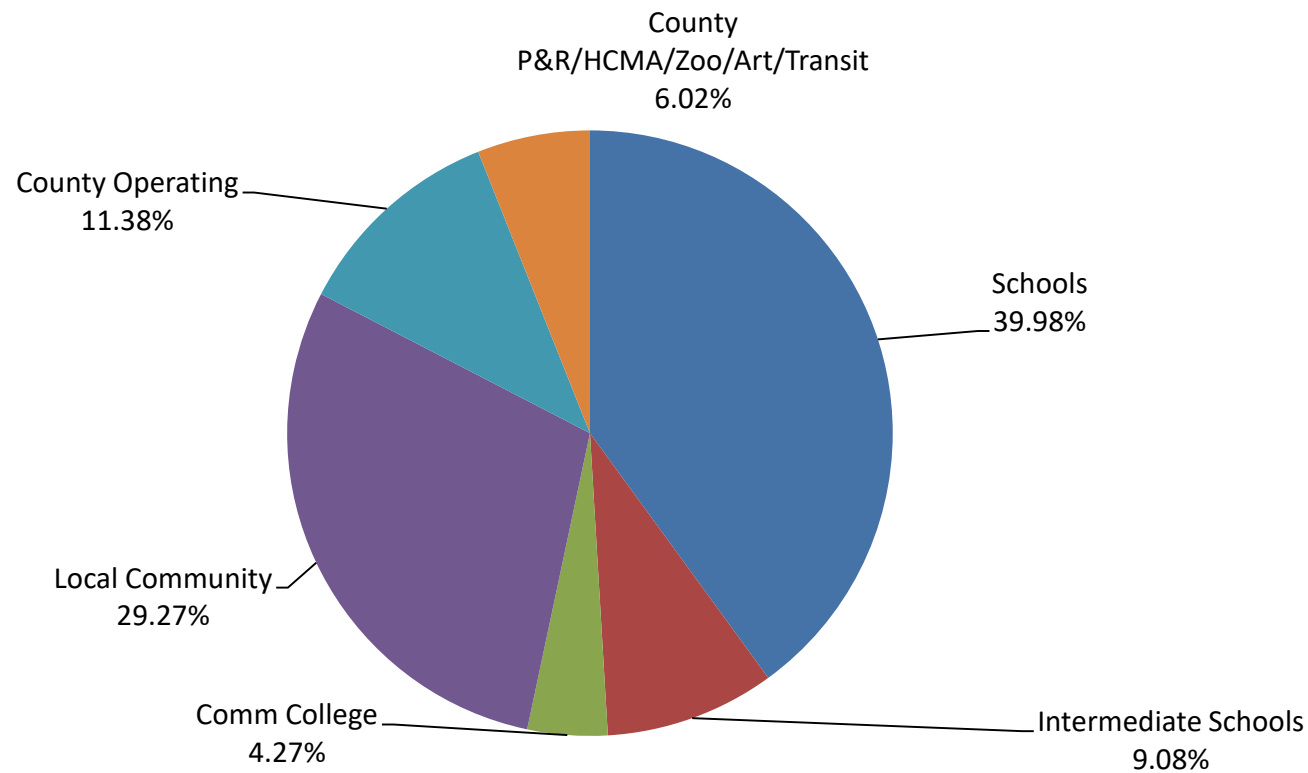


†Average Taxable Value represents 50% of the average sales price for recent sales in the community.

*Schools values are calculated using the predominate school district for the community.

	Schools	Intermediate Schools	College Community	Local Community	Operations	County ART/TRANSIT	County P&R/HCMA/ZOO
Average							
Taxable Value†	\$186,250						
	Rate	13.8871	3.1541	1.4836	10.1681	3.9539	2.0904
	Tax Dollars	\$2,586.47	\$587.45	\$276.32	\$1,893.81	\$736.41	\$389.34
*Huron Valley Schools	Percentage	39.98%	9.08%	4.27%	29.27%	11.38%	6.02%

Township of White Lake

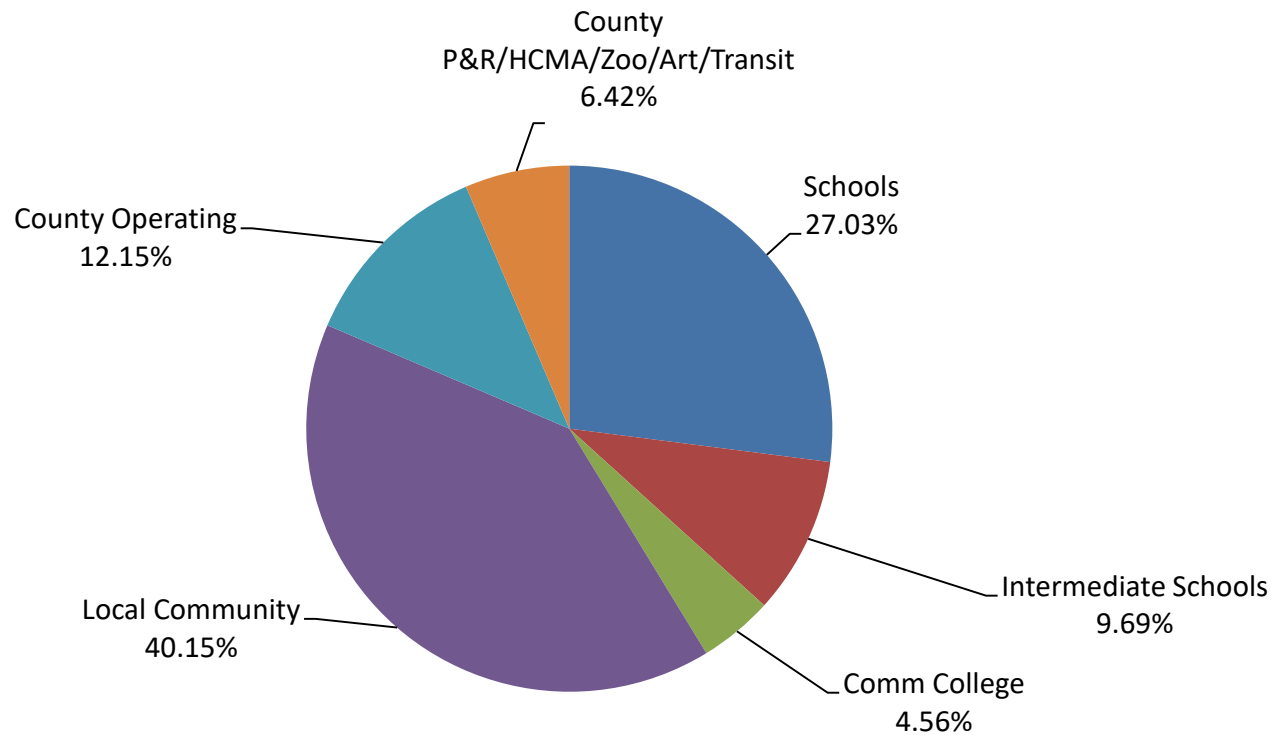


†Average Taxable Value represents 50% of the average sales price for recent sales in the community.

*Schools values are calculated using the predominate school district for the community.

	Schools	Intermediate Schools	Community College	Local Community	Operations	County P&R/HCMA/ZOO ART/TRANSIT	County
Average Taxable Value†	\$137,500						
	Rate	8.7980	3.1541	1.4836	13.0702	3.9539	2.0904
	Tax Dollars	\$1,209.73	\$433.69	\$204.00	\$1,797.15	\$543.66	\$287.43
*Pontiac Schools	Percentage	27.03%	9.69%	4.56%	40.15%	12.15%	6.42%

City of Auburn Hills

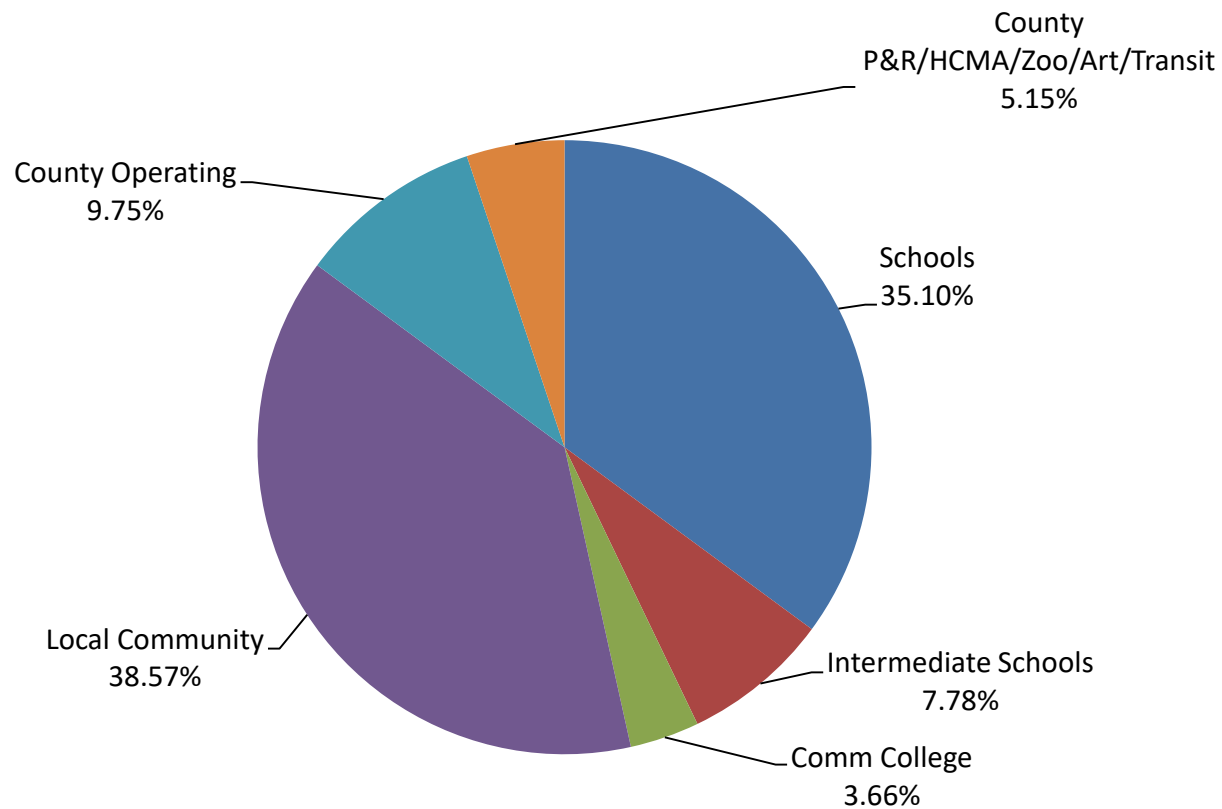


†Average Taxable Value represents 50% of the average sales price for recent sales in the community.

*Schools values are calculated using the predominate school district for the community.

		Schools	Intermediate Schools	Community College	Local Community	County Operations	County P&R/HCMA/ZOO ART/TRANSIT	County
Average Taxable Value†	\$161,200	Rate	14.2356	3.1541	1.4836	15.6443	3.9539	2.0904
		Tax Dollars	\$2,294.78	\$508.44	\$239.16	\$2,521.86	\$637.37	\$336.97
*Berkley Schools		Percentage	35.10%	7.78%	3.66%	38.57%	9.75%	5.15%

City of Berkley

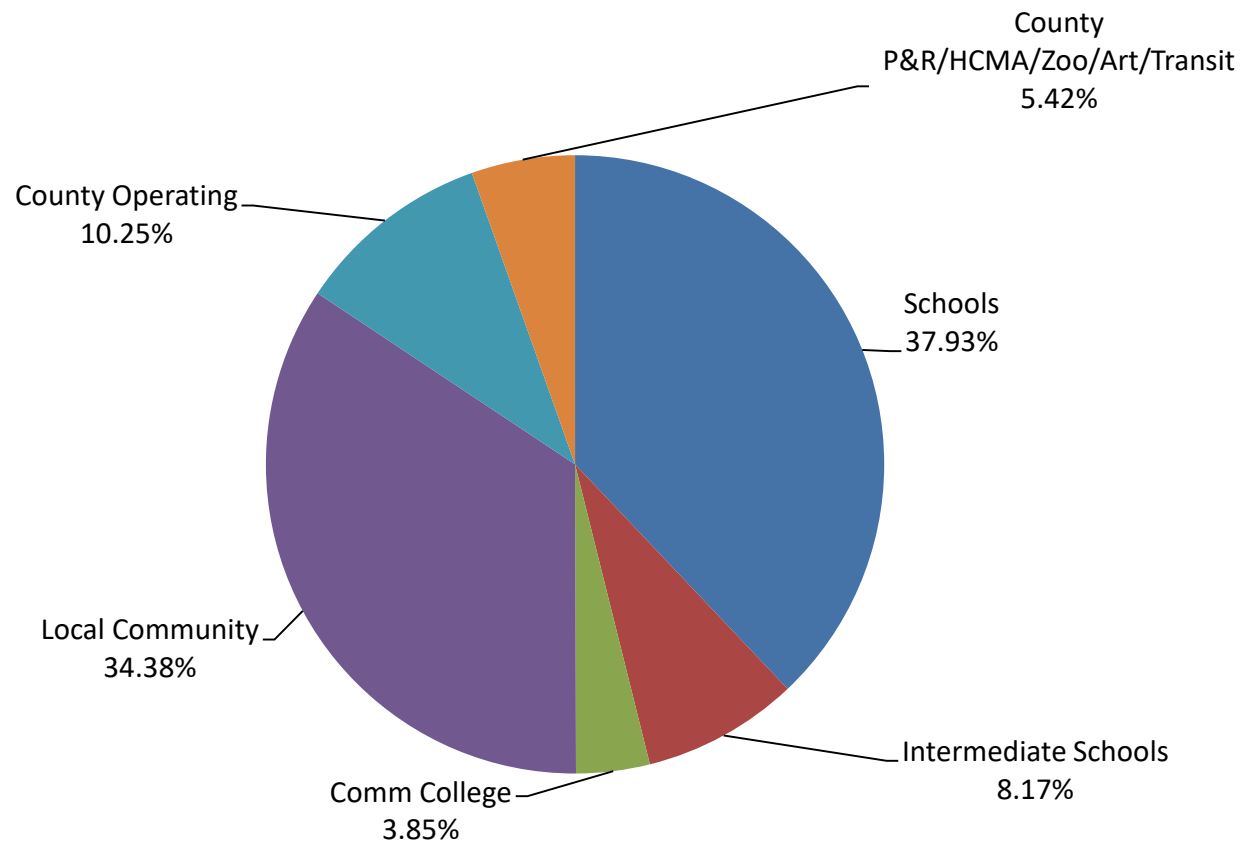


†Average Taxable Value represents 50% of the average sales price for recent sales in the community.

*Schools values are calculated using the predominate school district for the community.

	Schools	Intermediate Schools	Community College	Community Local	Operations	County P&R/TRANSIT	County P&R/HCMA/ZOO
Average Taxable Value†	\$348,750						
Rate		14.6358	3.1541	1.4836	13.2661	3.9539	2.0904
Tax Dollars		\$5,104.24	\$1,099.99	\$517.41	\$4,626.55	\$1,378.92	\$729.03
*Birmingham Schools		37.93%	8.17%	3.85%	34.38%	10.25%	5.42%

City of Birmingham

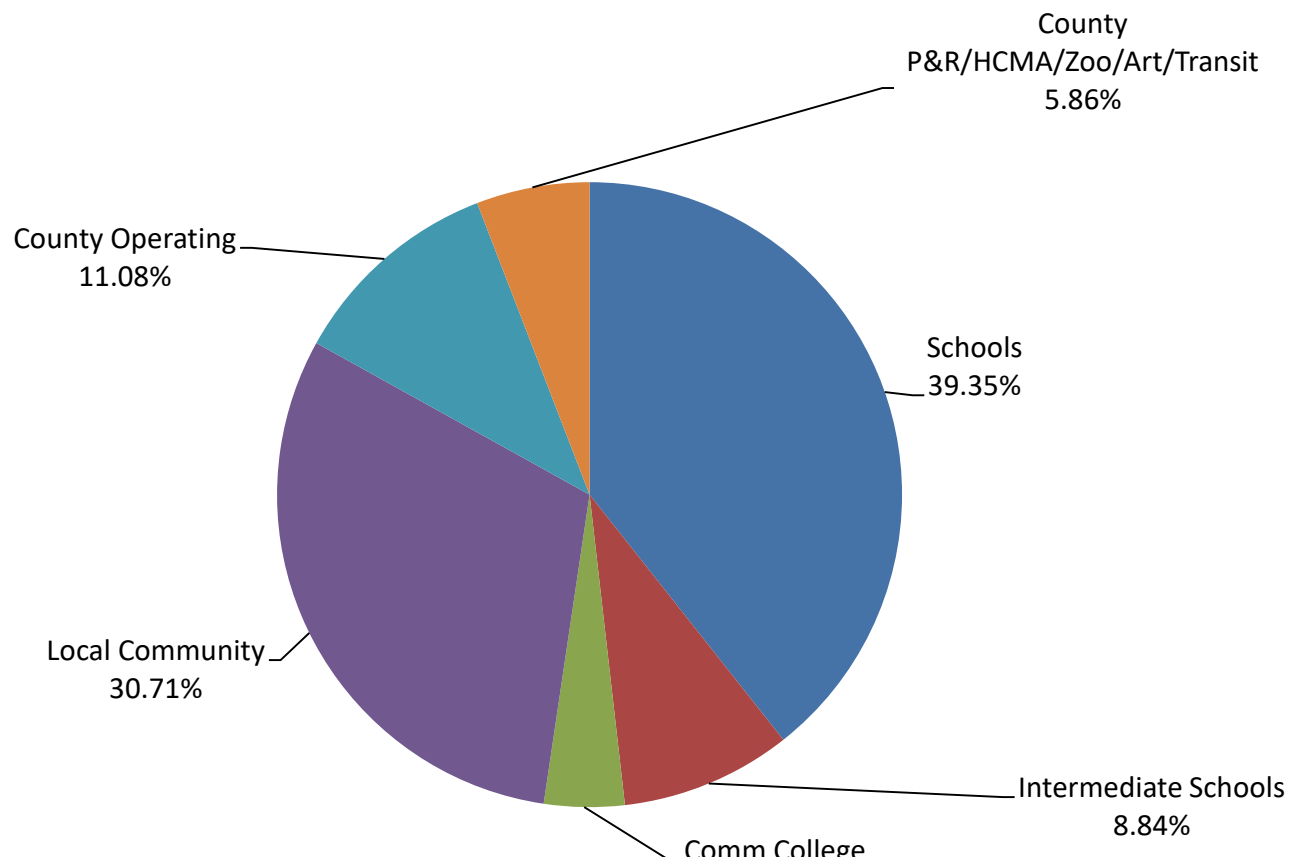


†Average Taxable Value represents 50% of the average sales price for recent sales in the community.

*Schools values are calculated using the predominate school district for the community.

	Schools	Intermediate Schools	College Community	Local Community	Operations	County ART/TRANSIT	County P&R/HCMA/ZOO
Average							
Taxable Value†	\$346,250						
	Rate	14.0433	3.1541	1.4836	10.9600	3.9539	2.0904
	Tax Dollars	\$4,862.49	\$1,092.11	\$513.70	\$3,794.90	\$1,369.04	\$723.80
*Bloomfield Hills Schools	Percentage	39.35%	8.84%	4.16%	30.71%	11.08%	5.86%

City of Bloomfield Hills

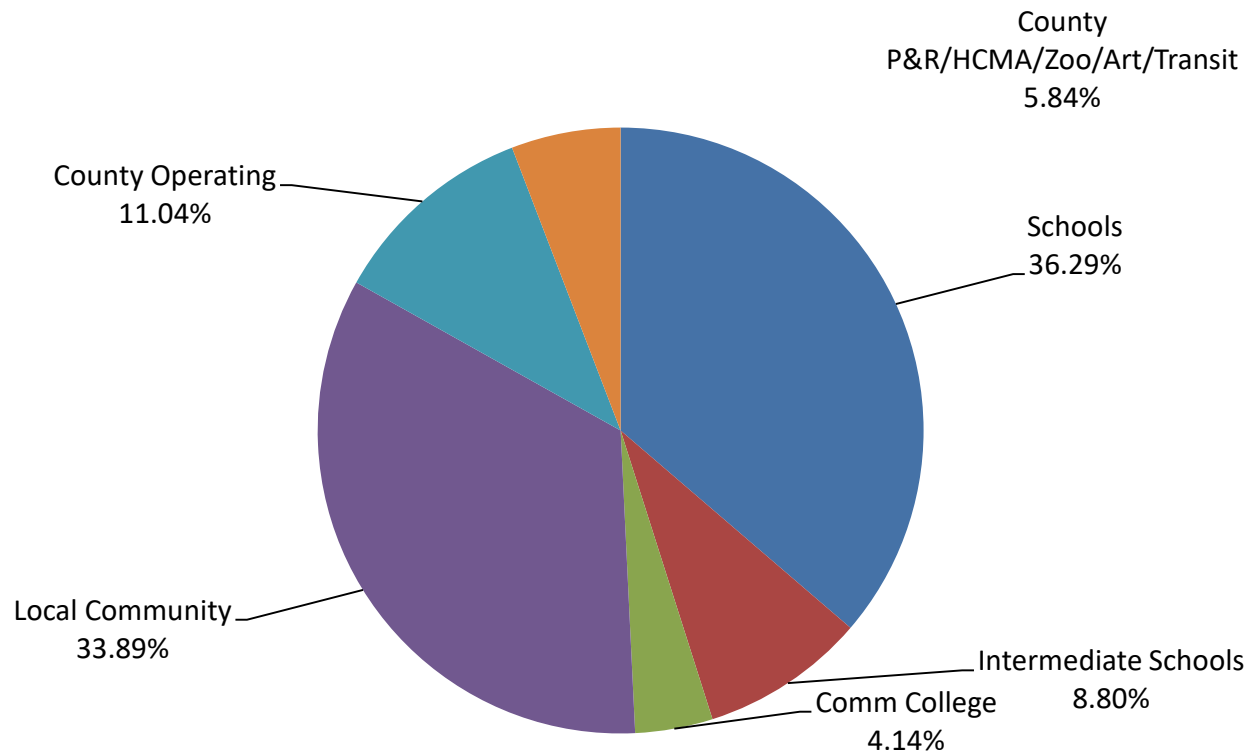


†Average Taxable Value represents 50% of the average sales price for recent sales in the community.

*Schools values are calculated using the predominate school district for the community.

	Schools	Intermediate Schools	Community College	Local Community	Operations	County ART/TRANSIT	County P&R/HCMA/ZOO
Average Taxable Value†	\$280,000						
	<i>Rate</i>	13.0000	3.1541	1.4836	12.1412	3.9539	2.0904
	<i>Tax Dollars</i>	\$3,640.00	\$883.15	\$415.41	\$3,399.54	\$1,107.09	\$585.31
*Clarkston Schools	<i>Percentage</i>	36.29%	8.80%	4.14%	33.89%	11.04%	5.84%

City of the Village of Clarkston

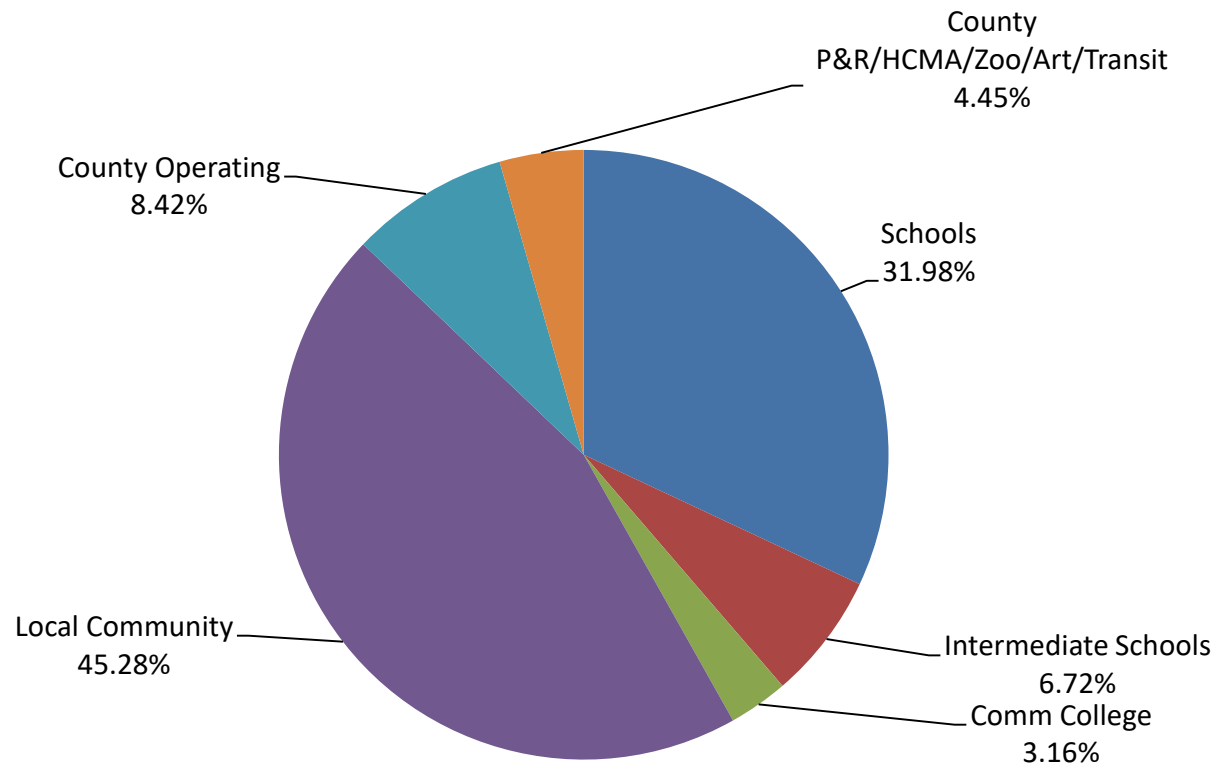


†Average Taxable Value represents 50% of the average sales price for recent sales in the community.

*Schools values are calculated using the predominate school district for the community.

	Schools	Intermediate Schools	College Community	Local Community	Operations	County P&R/TRANSIT	County P&R/HCMA/ZOO
Average Taxable Value†	\$144,975						
	<i>Rate</i>	15.0200	3.1541	1.4836	21.2685	3.9539	2.0904
	<i>Tax Dollars</i>	\$2,177.52	\$457.27	\$215.08	\$3,083.40	\$573.22	\$303.06
*Clawson Schools	<i>Percentage</i>	31.98%	6.72%	3.16%	45.28%	8.42%	4.45%

City of Clawson

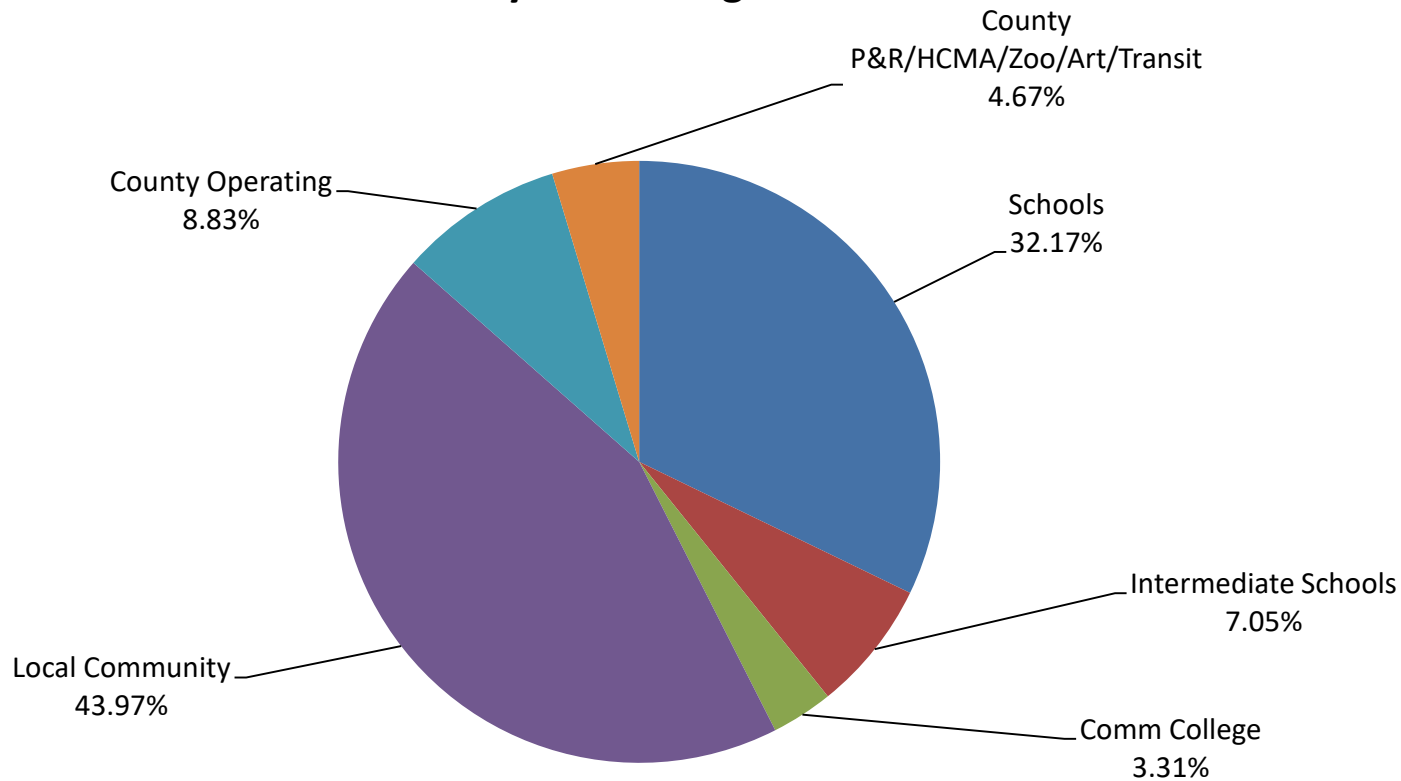


†Average Taxable Value represents 50% of the average sales price for recent sales in the community.

*Schools values are calculated using the predominate school district for the community.

	Schools	Intermediate Schools	Community College	Local Community	County Operations	County P&R/HCMA/ZOO ART/TRANSIT	County
Average Taxable Value†	\$147,500						
	Rate	14.4029	3.1541	1.4836	19.6834	3.9539	2.0904
	Tax Dollars	\$2,124.43	\$465.23	\$218.83	\$2,903.30	\$583.20	\$308.33
*Farmington Schools	Percentage	32.17%	7.05%	3.31%	43.97%	8.83%	4.67%

City of Farmington

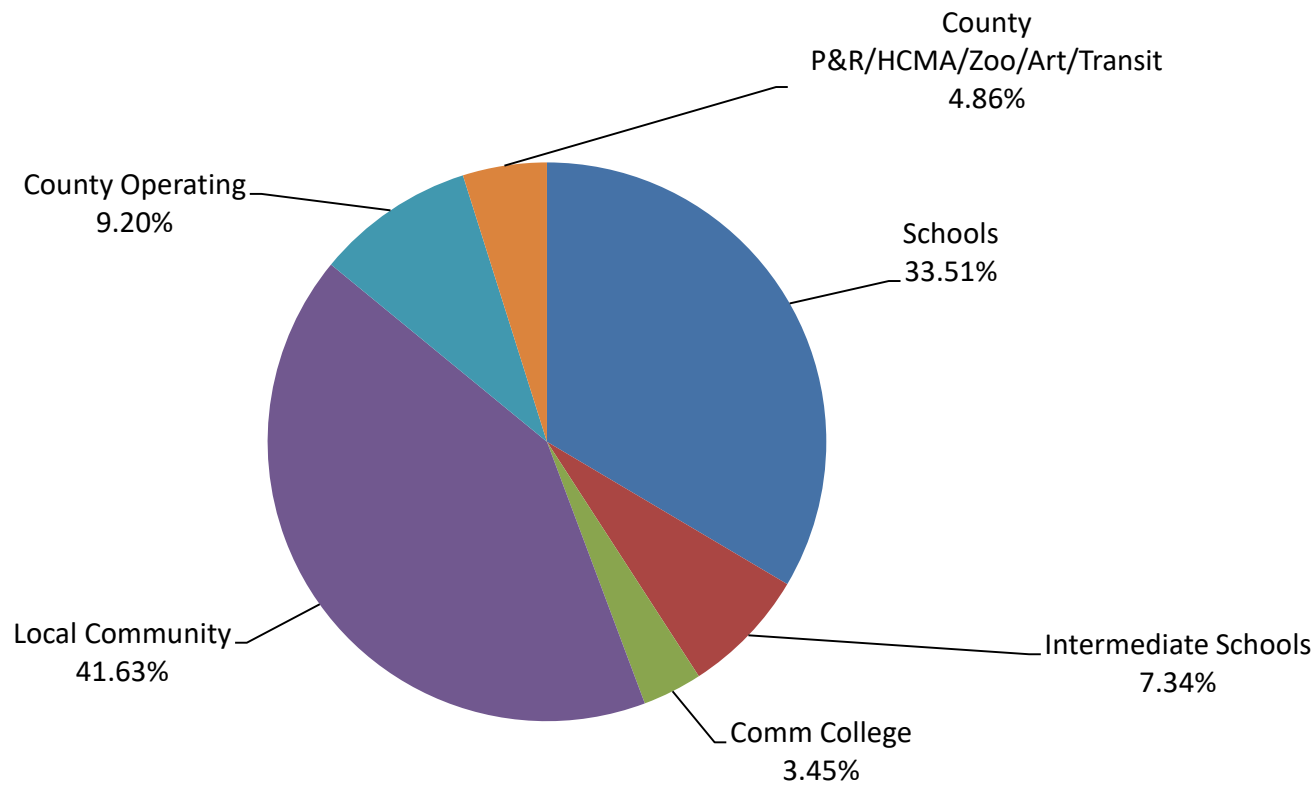


†Average Taxable Value represents 50% of the average sales price for recent sales in the community.

*Schools values are calculated using the predominate school district for the community.

	Schools	Intermediate Schools	College Community	Local Community	Operations County	County P&R/HCMA/ZOO ART/TRANSIT	County
Average Taxable Value†	\$175,000						
	<i>Rate</i>	14.4029	3.1541	1.4836	17.8928	3.9539	2.0904
	<i>Tax Dollars</i>	\$2,520.51	\$551.97	\$259.63	\$3,131.24	\$691.93	\$365.82
*Farmington Schools	<i>Percentage</i>	33.51%	7.34%	3.45%	41.63%	9.20%	4.86%

City of Farmington Hills

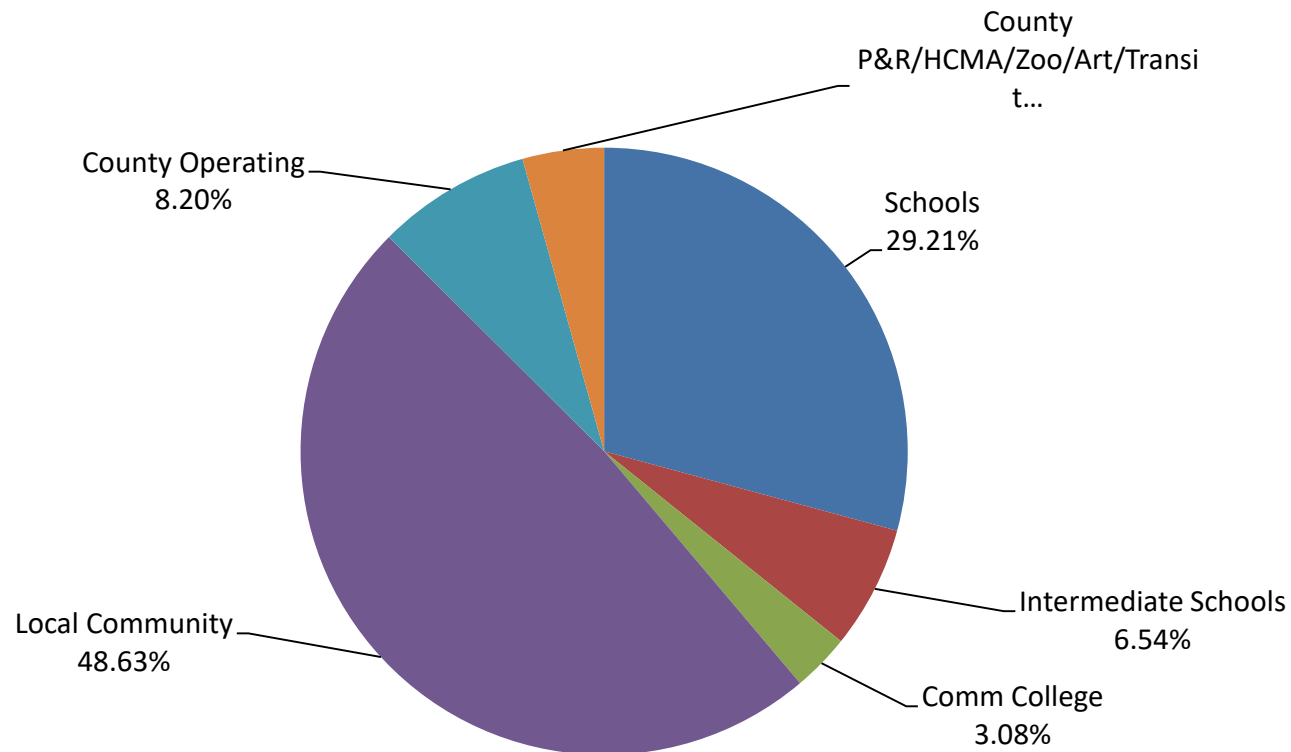


†Average Taxable Value represents 50% of the average sales price for recent sales in the community.

*Schools values are calculated using the predominate school district for the community.

	Schools	Intermediate Schools	Community College	Local Community	Operations	County P&R/TRANSIT	County P&R/HCMA/ZOO
Average Taxable Value†	\$128,750						
	<i>Rate</i>	14.0805	3.1541	1.4836	23.4372	3.9539	2.0904
	<i>Tax Dollars</i>	\$1,812.86	\$406.09	\$191.01	\$3,017.54	\$509.06	\$269.14
*Ferndale Schools	<i>Percentage</i>	29.21%	6.54%	3.08%	48.63%	8.20%	4.34%

City of Ferndale



†Average Taxable Value represents 50% of the average sales price for recent sales in the community.

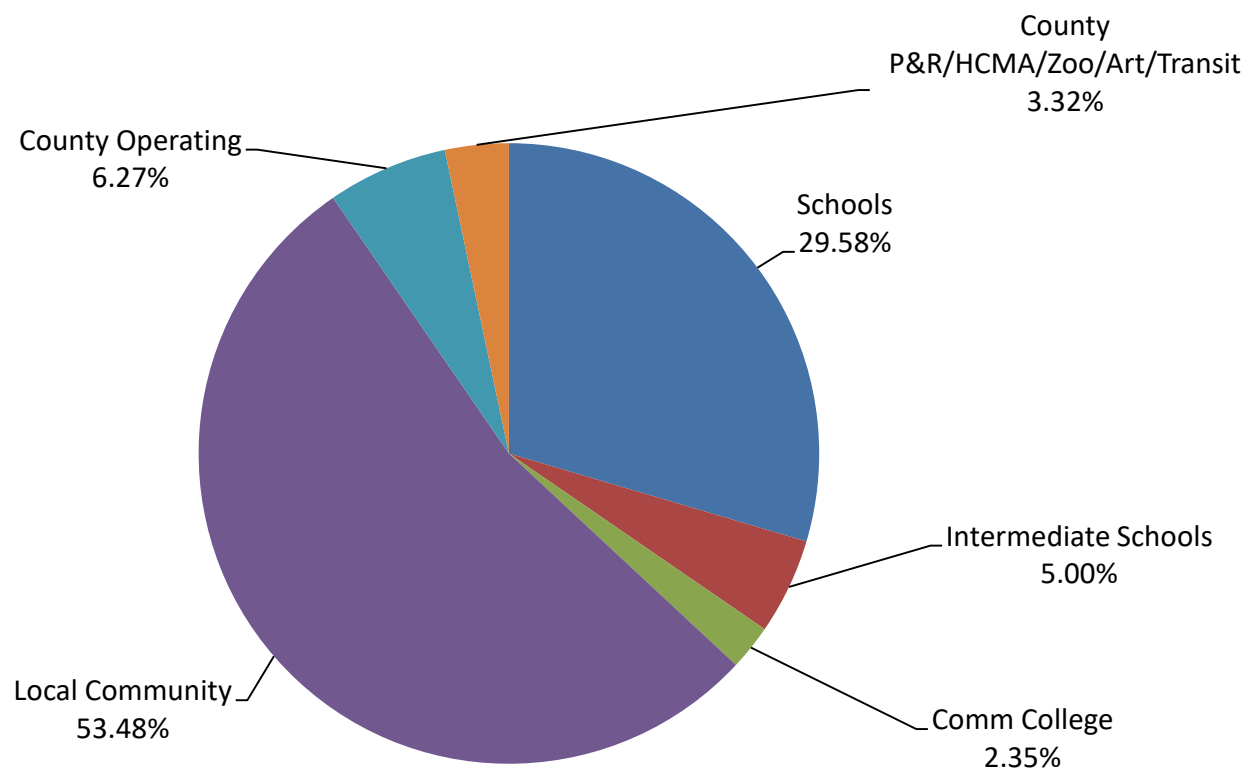
*Schools values are calculated using the predominate school district for the community.

Average
Taxable Value† \$72,000

*Hazel Park Schools

	Schools	Intermediate Schools	College Community	Local Community	Operations County	County P&R/HCMA/ZOO ART/TRANSIT	County
<i>Rate</i>		18.6402	3.1541	1.4836	33.7030	3.9539	2.0904
<i>Tax Dollars</i>		\$1,342.09	\$227.10	\$106.82	\$2,426.62	\$284.68	\$150.51
<i>Percentage</i>		29.58%	5.00%	2.35%	53.48%	6.27%	3.32%

City of Hazel Park



†Average Taxable Value represents 50% of the average sales price for recent sales in the community.

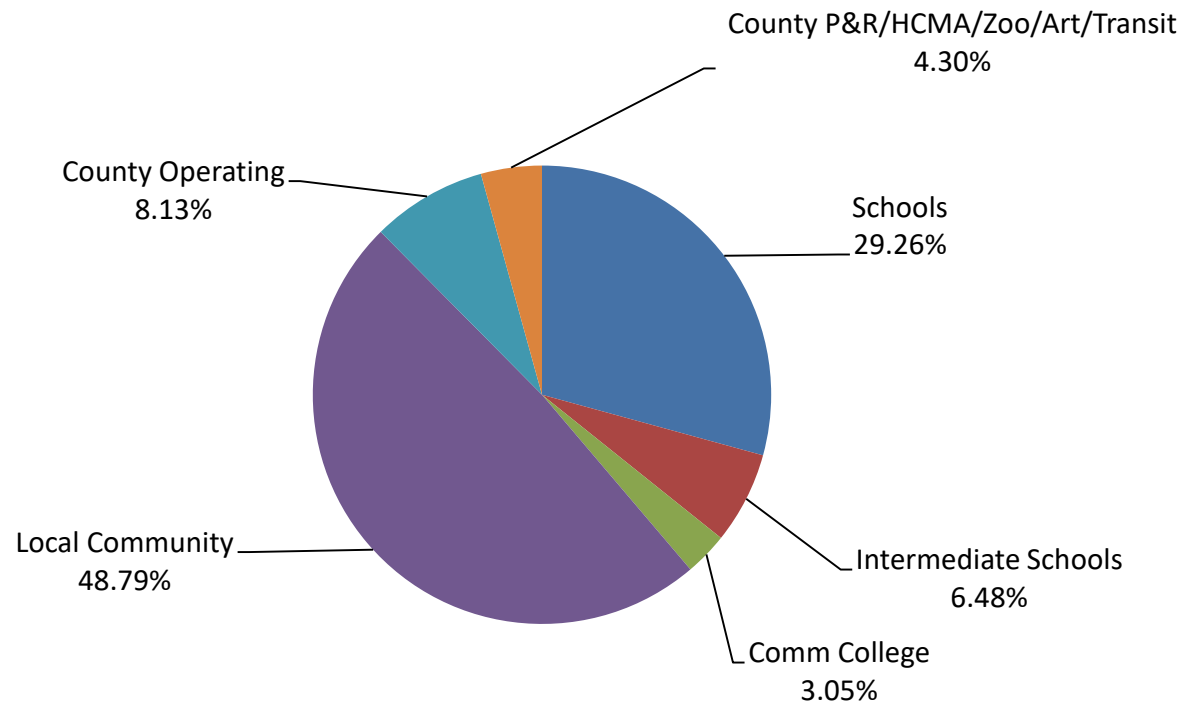
*Schools values are calculated using the predominate school district for the community.

Average
Taxable Value† \$226,875

*Berkley Schools

	Schools	Intermediate Schools	Community College	Local Community	Operations	County P&R/HCMA/ZOO ART/TRANSIT	County
<i>Rate</i>		14.2356	3.1541	1.4836	23.7360	3.9539	2.0904
<i>Tax Dollars</i>		\$3,229.70	\$715.59	\$336.59	\$5,385.11	\$897.04	\$474.26
<i>Percentage</i>		29.26%	6.48%	3.05%	48.79%	8.13%	4.30%

City of Huntington Woods



†Average Taxable Value represents 50% of the average sales price for recent sales in the community.

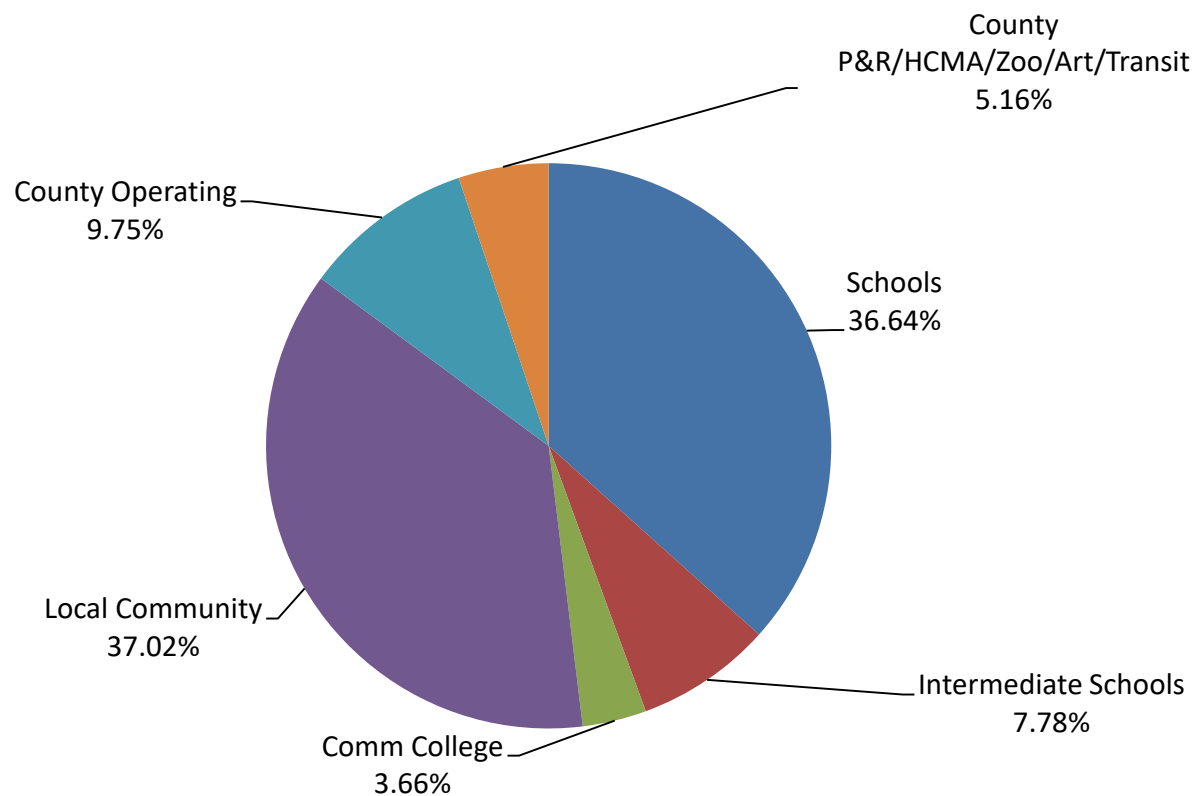
*Schools values are calculated using the predominate school district for the community.

Average
Taxable Value† \$79,950

*West Bloomfield Schools

	Schools	Intermediate Schools	College Community	Local Community	Operations	County P&R/HCMA/ZOO ART/TRANSIT	County
<i>Rate</i>		14.8530	3.1541	1.4836	15.0075	3.9539	2.0904
<i>Tax Dollars</i>		\$1,187.50	\$252.17	\$118.61	\$1,199.85	\$316.11	\$167.13
<i>Percentage</i>		36.64%	7.78%	3.66%	37.02%	9.75%	5.16%

City of Keego Harbor

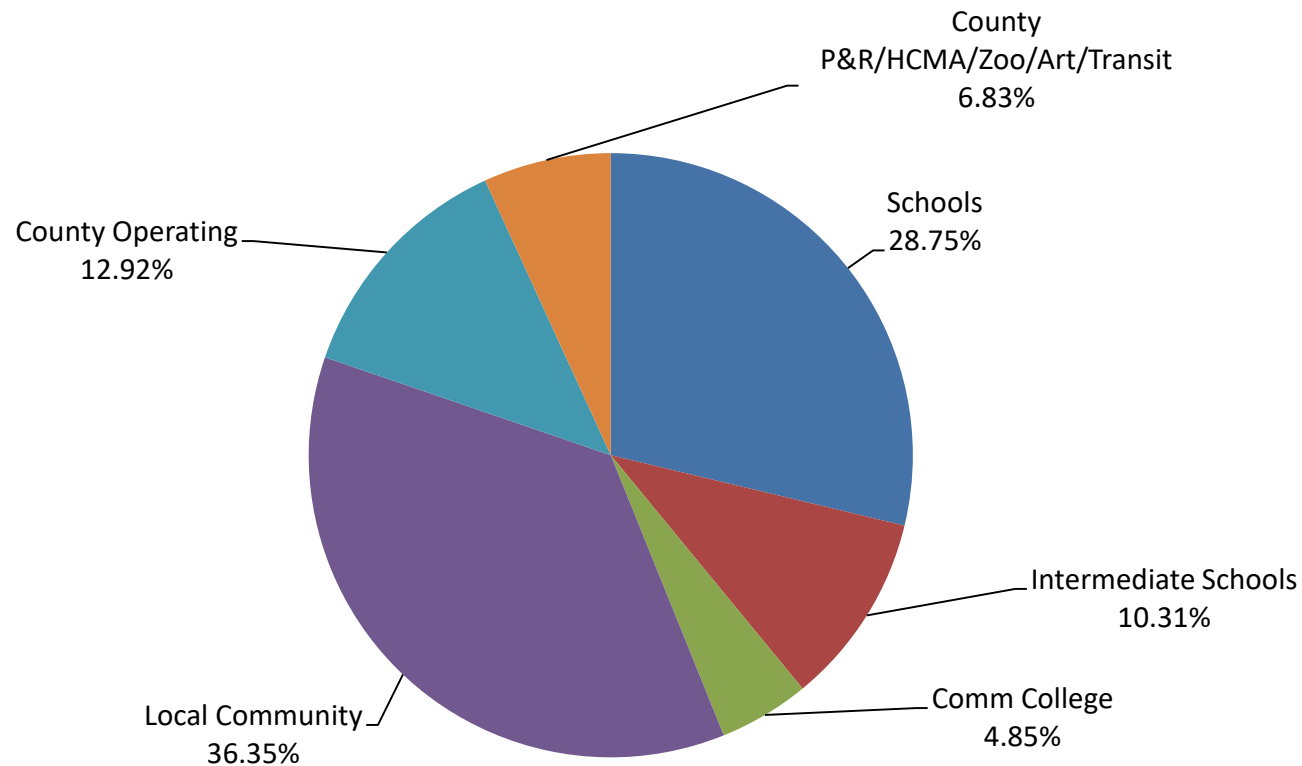


†Average Taxable Value represents 50% of the average sales price for recent sales in the community.

*Schools values are calculated using the predominate school district for the community.

		Schools	Intermediate Schools	Community College	Local Community	County Operations	County P&R/HCMA/ZOO ART/TRANSIT	County
Average								
Taxable Value†	\$970,000							
	<i>Rate</i>	8.7980		3.1541	1.4836	11.1267	3.9539	2.0904
	<i>Tax Dollars</i>	\$8,534.06		\$3,059.48	\$1,439.09	\$10,792.90	\$3,835.28	\$2,027.69
*Pontiac Schools	<i>Percentage</i>	28.75%		10.31%	4.85%	36.35%	12.92%	6.83%

City of Lake Angelus



†Average Taxable Value represents 50% of the average sales price for recent sales in the community.

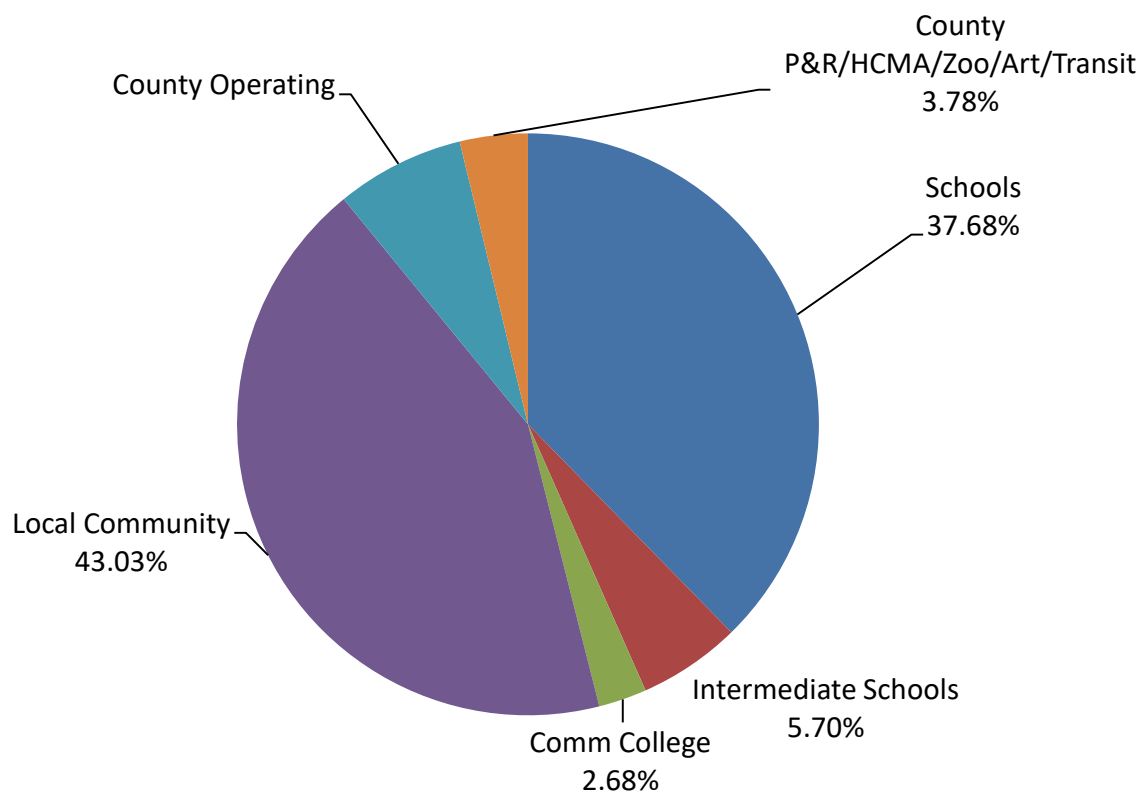
*Schools values are calculated using the predominate school district for the community.

Average
Taxable Value† \$149,164

*Southfield Schools

	Schools	Intermediate Schools	Community College	Local Community	County Operations	County P&R/HCMA/ZOO ART/TRANSIT	County
Rate		20.8652	3.1541	1.4836	23.8256	3.9539	2.0904
Tax Dollars		\$3,112.34	\$470.48	\$221.30	\$3,553.92	\$589.78	\$311.81
Percentage		37.68%	5.70%	2.68%	43.03%	7.14%	3.78%

City of Lathrup Village

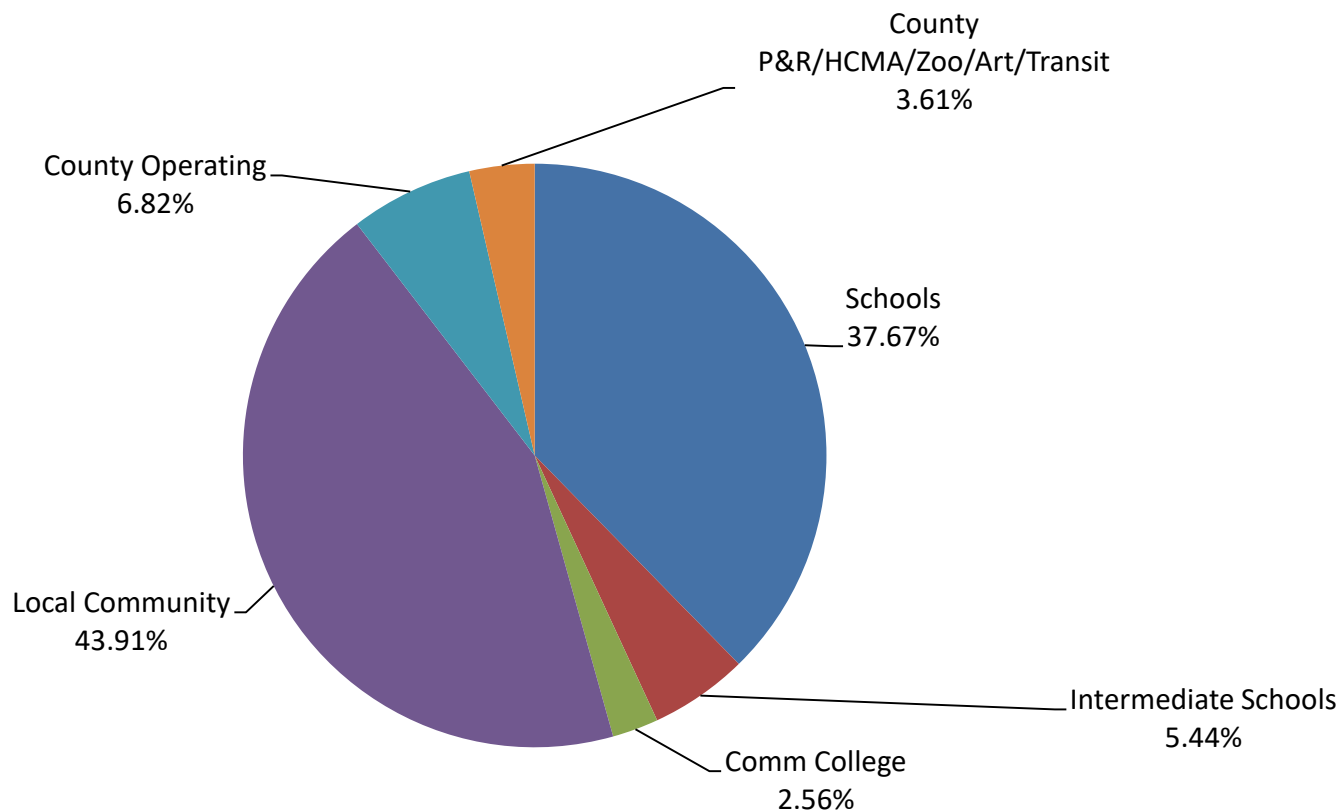


†Average Taxable Value represents 50% of the average sales price for recent sales in the community.

*Schools values are calculated using the predominate school district for the community.

	Schools	Intermediate Schools	College Community	Local Community	Operations	County ART/TRANSIT	County P&R/HCMA/ZOO
Average Taxable Value†	\$106,500						
	Rate	21.8387	3.1541	1.4836	25.4572	3.9539	2.0904
	Tax Dollars	\$2,325.82	\$335.91	\$158.00	\$2,711.19	\$421.09	\$222.63
*Lamphere Schools	Percentage	37.67%	5.44%	2.56%	43.91%	6.82%	3.61%

City of Madison Heights

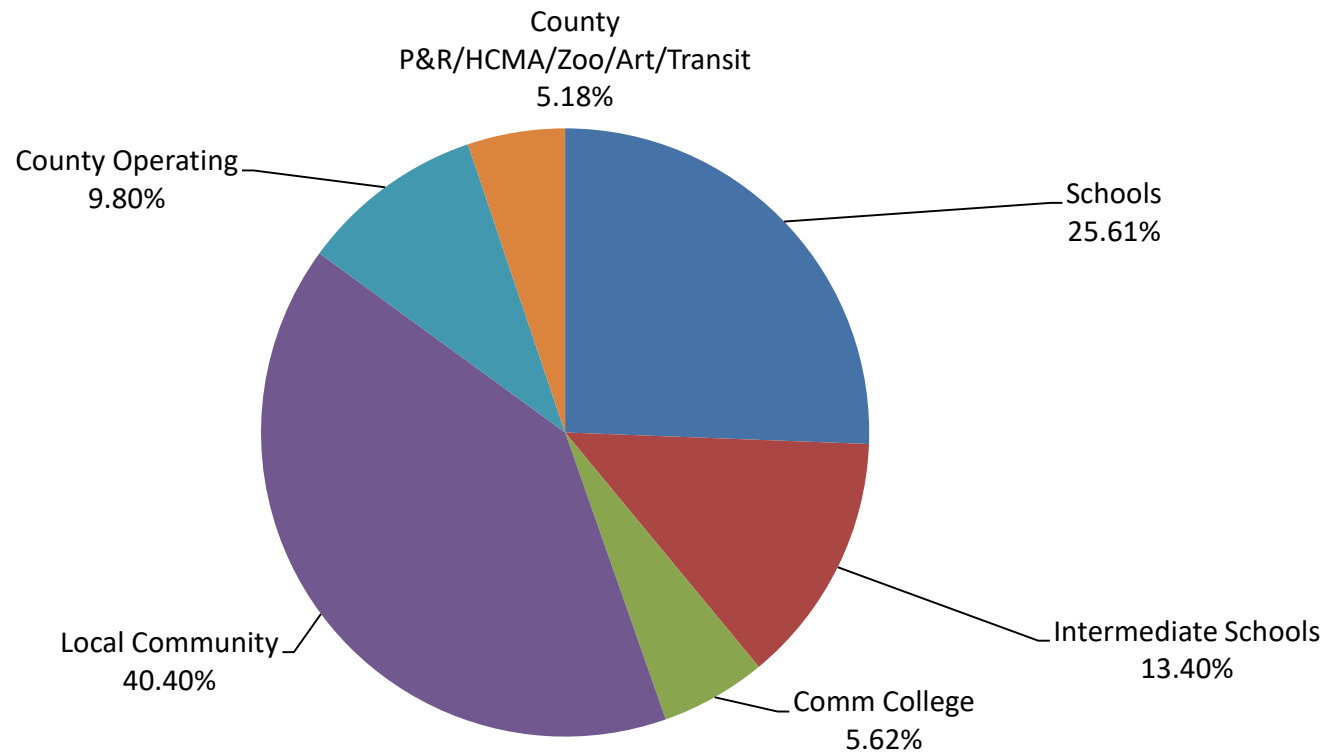


†Average Taxable Value represents 50% of the average sales price for recent sales in the community.

*Schools values are calculated using the predominate school district for the community.

	Schools	Intermediate Schools	Community College	Community	Local Operations	County ART/TRANSIT	County P&R/HCMA/ZOO
Average Taxable Value†	\$202,500						
	Rate	10.3357	5.4092	2.2700	16.3064	3.9539	2.0904
	Tax Dollars	\$2,092.98	\$1,095.36	\$459.68	\$3,302.05	\$800.66	\$423.31
*Northville Schools	Percentage	25.61%	13.40%	5.62%	40.40%	9.80%	5.18%

City of Northville

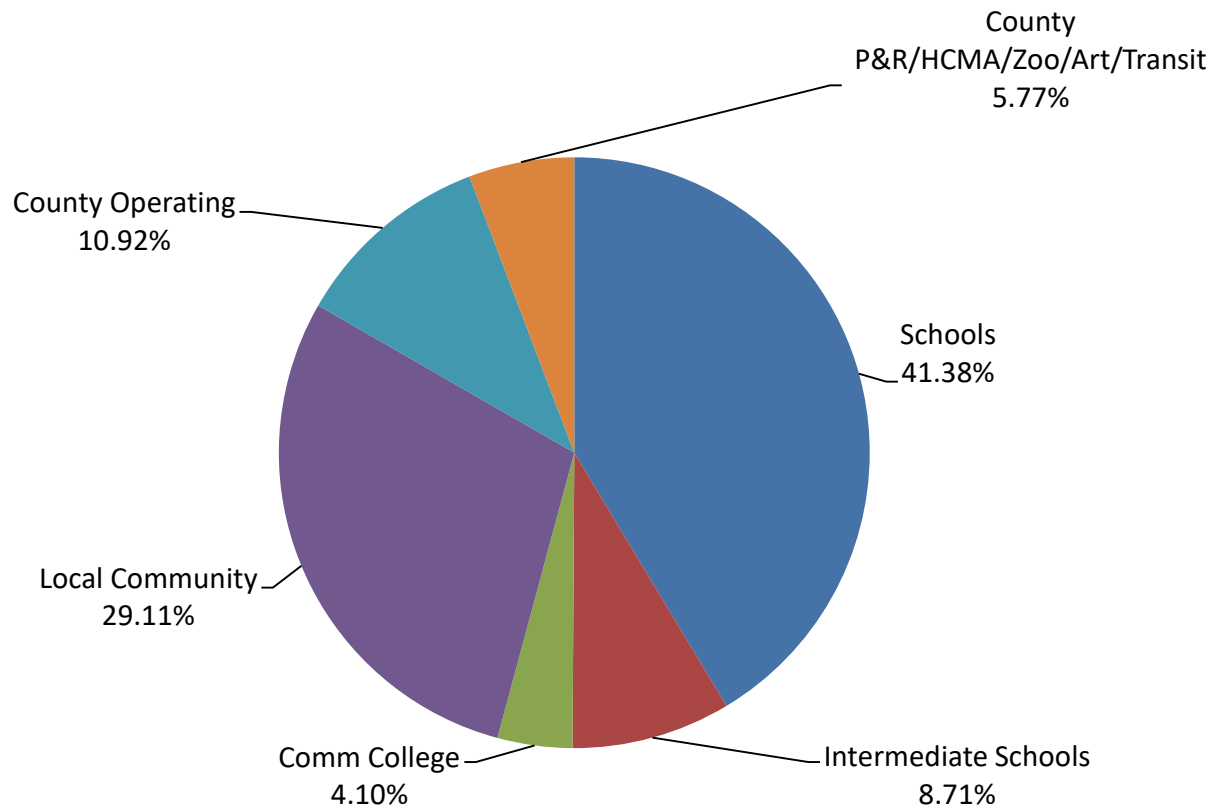


†Average Taxable Value represents 50% of the average sales price for recent sales in the community.

*Schools values are calculated using the predominate school district for the community.

		Schools	Intermediate Schools	College Community	Local Community	Operations	County P&R/TRANSIT	County P&R/HCMA/ZOO
Average Taxable Value†	\$225,350	Rate	14.9810	3.1541	1.4836	10.5376	3.9539	2.0904
		Tax Dollars	\$3,375.97	\$710.78	\$334.33	\$2,374.65	\$891.01	\$471.07
*Novi Schools		Percentage	41.38%	8.71%	4.10%	29.11%	10.92%	5.77%

City of Novi

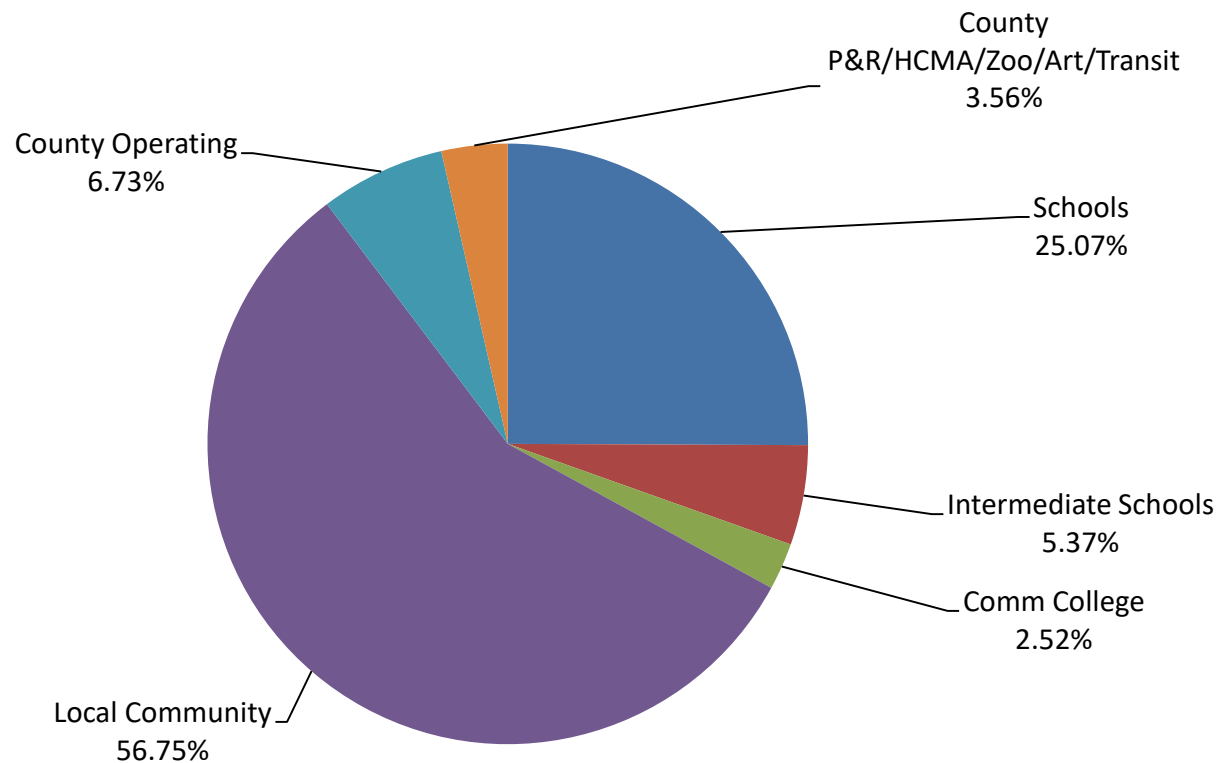


†Average Taxable Value represents 50% of the average sales price for recent sales in the community.

*Schools values are calculated using the predominate school district for the community.

	Schools	Intermediate Schools	Community College	Local Community	Operations	County P&R/ART/TRANSIT	County P&R/HCMA/ZOO
Average Taxable Value†	\$117,500						
	<i>Rate</i>	14.7311	3.1541	1.4836	33.3520	3.9539	2.0904
	<i>Tax Dollars</i>	\$1,730.90	\$370.61	\$174.32	\$3,918.86	\$464.58	\$245.62
*Oak Park Schools	<i>Percentage</i>	25.07%	5.37%	2.52%	56.75%	6.73%	3.56%

City of Oak Park

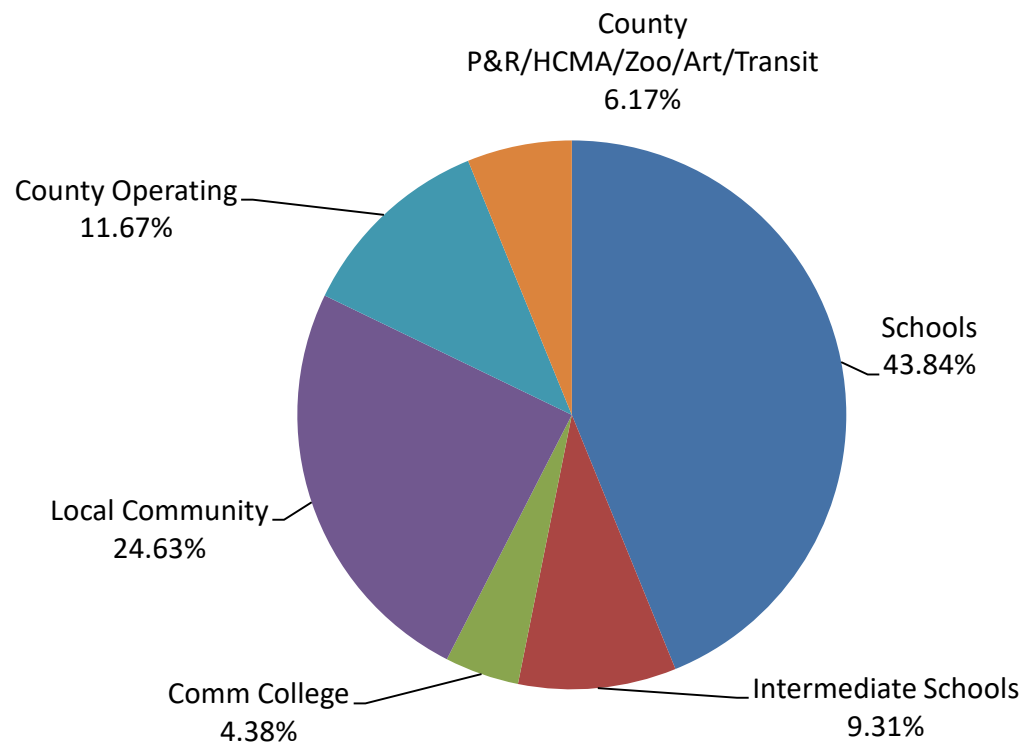


†Average Taxable Value represents 50% of the average sales price for recent sales in the community.

*Schools values are calculated using the predominate school district for the community.

	Schools	Intermediate Schools	Community College	Local Community	Operations	County ART/TRANSIT	County P&R/HCMA/ZOO
Average Taxable Value†	\$625,000						
	<i>Rate</i>	14.8530	3.1541	1.4836	8.3463	3.9539	2.0904
	<i>Tax Dollars</i>	\$9,283.13	\$1,971.31	\$927.25	\$5,216.44	\$2,471.19	\$1,306.50
*West Bloomfield Schools	<i>Percentage</i>	43.84%	9.31%	4.38%	24.63%	11.67%	6.17%

City of Orchard Lake

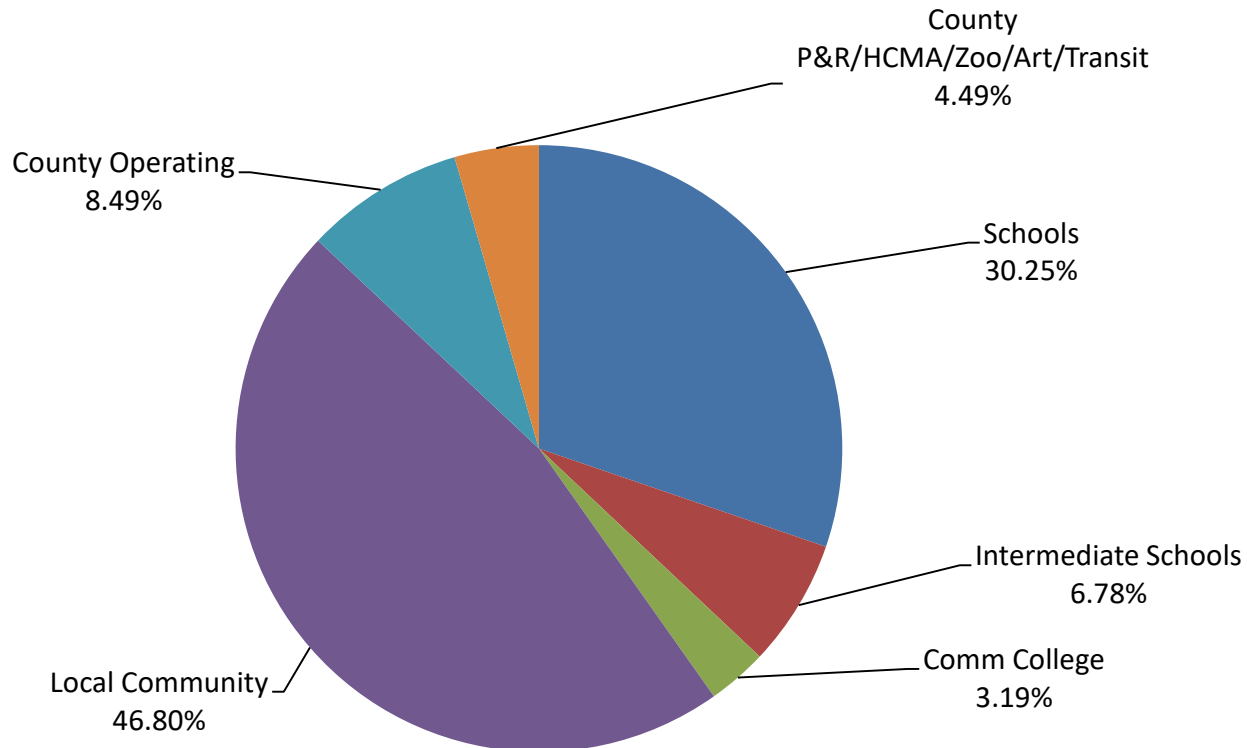


†Average Taxable Value represents 50% of the average sales price for recent sales in the community.

*Schools values are calculated using the predominate school district for the community.

		Schools	Intermediate Schools	Community College	Community	Local Operations	County ART/TRANSIT	County P&R/HCMA/ZOO
Average Taxable Value†	\$213,375	Rate	14.0805	3.1541	1.4836	21.7851	3.9539	2.0904
		Tax Dollars	\$3,004.43	\$673.01	\$316.56	\$4,648.40	\$843.66	\$446.04
*Ferndale Schools		Percentage	30.25%	6.78%	3.19%	46.80%	8.49%	4.49%

City of Pleasant Ridge

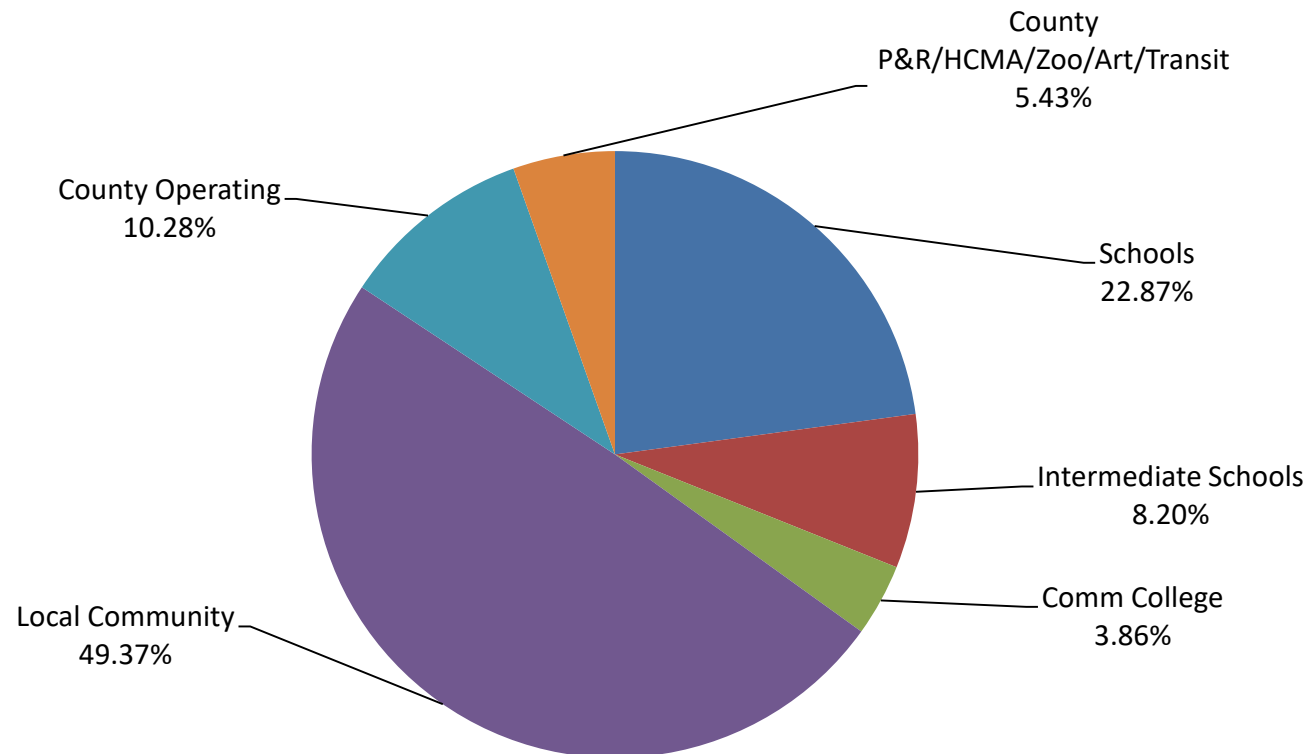


†Average Taxable Value represents 50% of the average sales price for recent sales in the community.

*Schools values are calculated using the predominate school district for the community.

		Schools	Intermediate Schools	College Community	Local Community	Operations	County P&R/HCMA/ ART/TRANSIT	County P&R/HCMA/ZOO
Average								
Taxable Value†	\$50,000							
		Rate	8.7980	3.1541	1.4836	18.9957	3.9539	2.0904
		Tax Dollars	\$439.90	\$157.71	\$74.18	\$949.79	\$197.70	\$104.52
*Pontiac Schools		Percentage	22.87%	8.20%	3.86%	49.37%	10.28%	5.43%

City of Pontiac

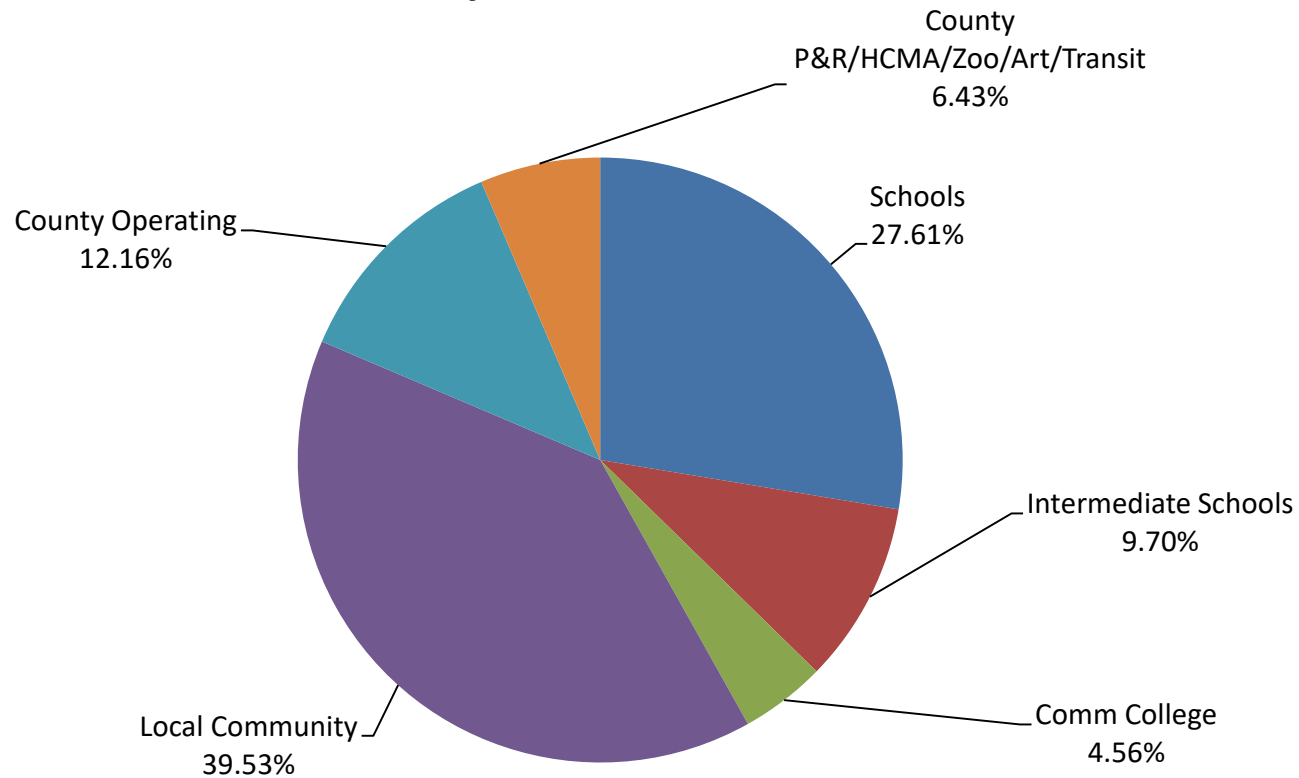


†Average Taxable Value represents 50% of the average sales price for recent sales in the community.

*Schools values are calculated using the predominate school district for the community.

		Schools	Intermediate Schools	Community College	Local Community	County Operations	County P&R/HCMA/ ART/TRANSIT	County P&R/HCMA/ZOO
Average								
Taxable Value†	\$210,900	Rate	8.9761	3.1541	1.4836	12.8496	3.9539	2.0904
		Tax Dollars	\$1,893.06	\$665.20	\$312.89	\$2,709.98	\$833.88	\$440.87
*Rochester Schools		Percentage	27.61%	9.70%	4.56%	39.53%	12.16%	6.43%

City of Rochester

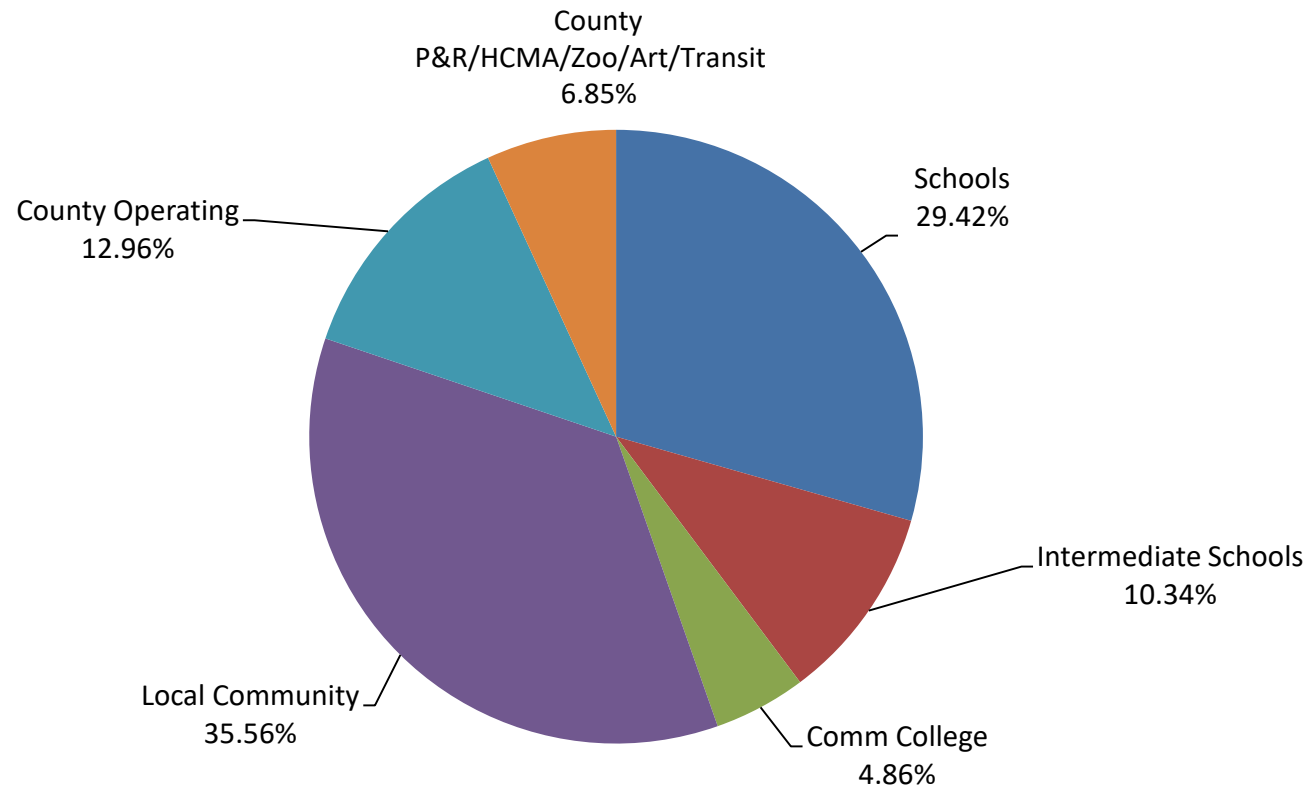


†Average Taxable Value represents 50% of the average sales price for recent sales in the community.

*Schools values are calculated using the predominate school district for the community.

		Schools	Intermediate Schools	College Community	Local Community	Operations	County ART/TRANSIT	County P&R/HCMA/ZOO
Average								
Taxable Value†	\$215,000	<i>Rate</i>	8.9761	3.1541	1.4836	10.8473	3.9539	2.0904
		<i>Tax Dollars</i>	\$1,929.86	\$678.13	\$318.97	\$2,332.17	\$850.09	\$449.44
*Rochester Schools		<i>Percentage</i>	29.42%	10.34%	4.86%	35.56%	12.96%	6.85%

City of Rochester Hills

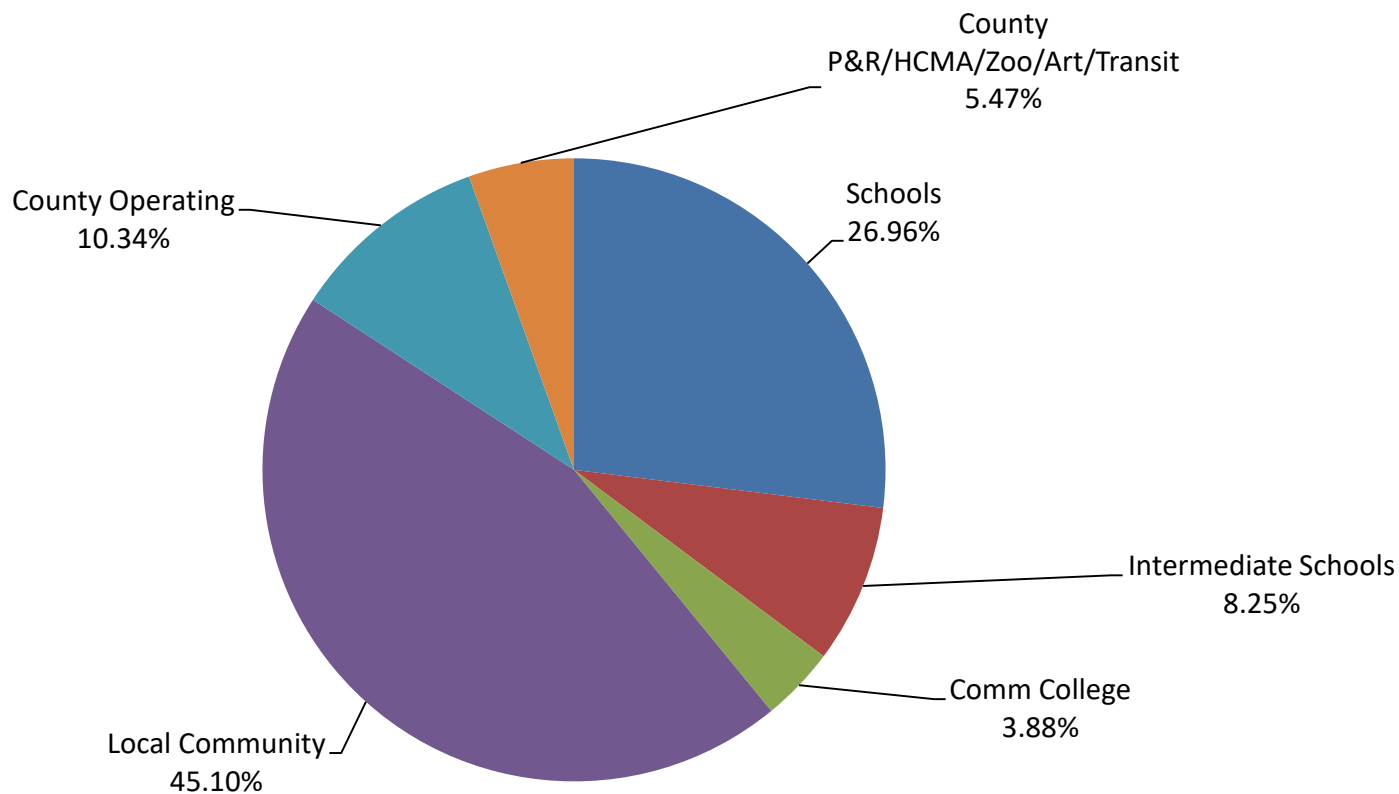


†Average Taxable Value represents 50% of the average sales price for recent sales in the community.

*Schools values are calculated using the predominate school district for the community.

	Schools	Intermediate Schools	Community College	Local Community	Operations	County P&R/HCMA/ ART/TRANSIT	County P&R/HCMA/ZOO
Average Taxable Value†	\$168,500						
	<i>Rate</i>	10.3045	3.1541	1.4836	17.2414	3.9539	2.0904
	<i>Tax Dollars</i>	\$1,736.31	\$531.47	\$249.99	\$2,905.18	\$666.23	\$352.23
*Royal Oak Schools	<i>Percentage</i>	26.96%	8.25%	3.88%	45.10%	10.34%	5.47%

City of Royal Oak

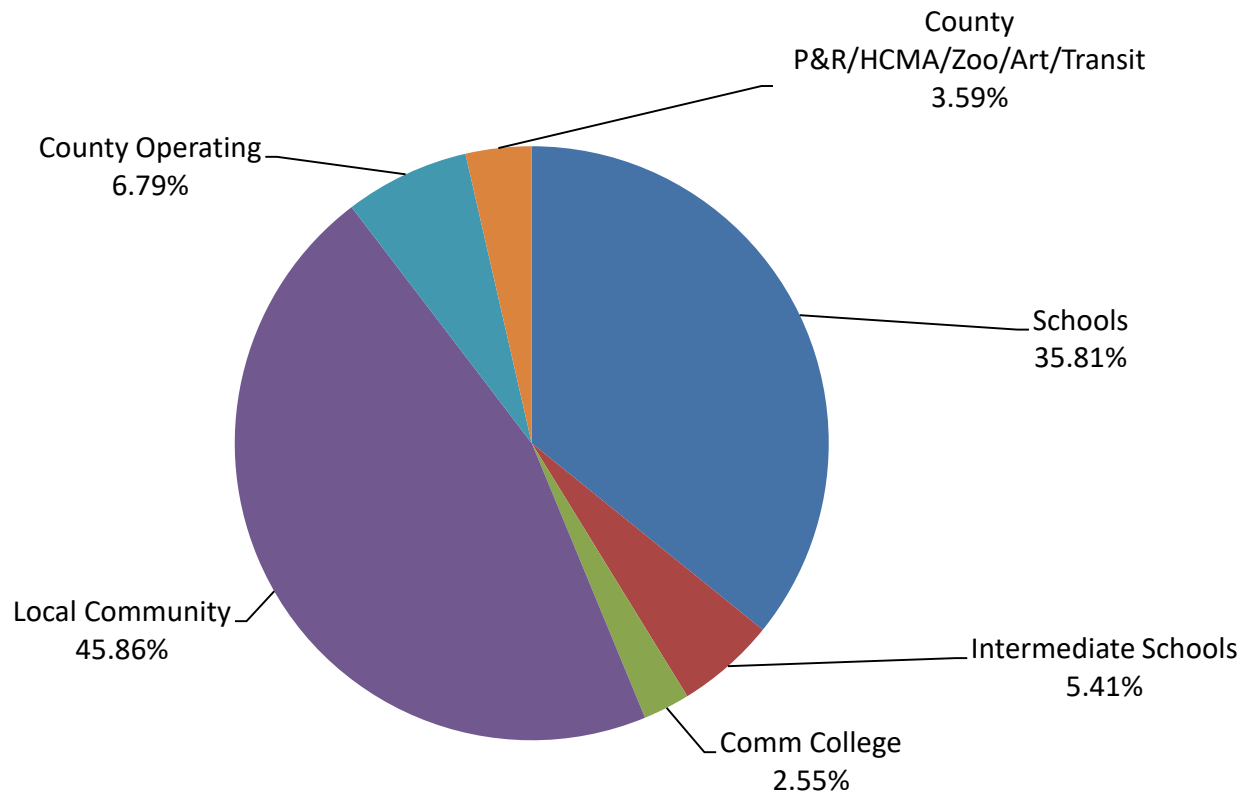


†Average Taxable Value represents 50% of the average sales price for recent sales in the community.

*Schools values are calculated using the predominate school district for the community.

	Schools	Intermediate Schools	College Community	Local Community	Operations	County ART/TRANSIT	County P&R/HCMA/ZOO
Average Taxable Value†	\$115,250						
	<i>Rate</i>	20.8652	3.1541	1.4836	26.7174	3.9539	2.0904
	<i>Tax Dollars</i>	\$2,404.71	\$363.51	\$170.98	\$3,079.18	\$455.69	\$240.92
*Southfield Schools	<i>Percentage</i>	35.81%	5.41%	2.55%	45.86%	6.79%	3.59%

City of Southfield

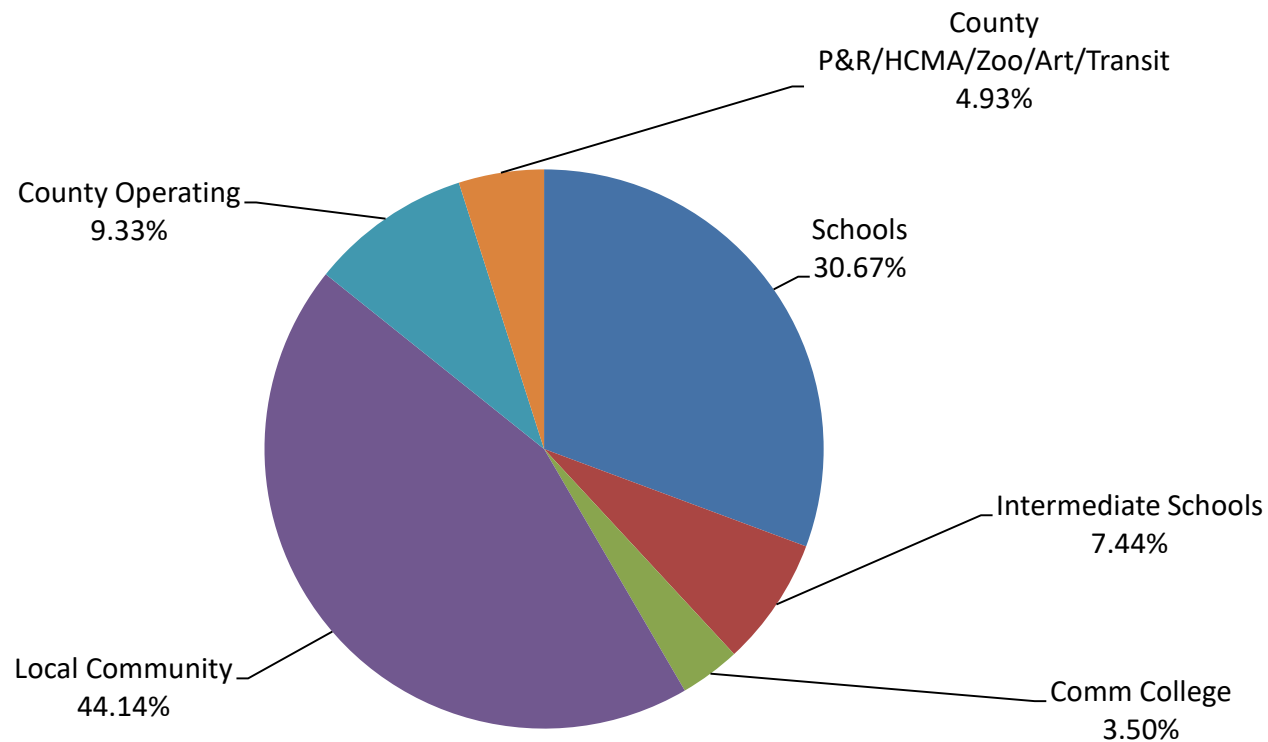


†Average Taxable Value represents 50% of the average sales price for recent sales in the community.

*Schools values are calculated using the predominate school district for the community.

	Schools	Intermediate Schools	Community College	Local Community	County Operations	County P&R/HCMA/ZOO ART/TRANSIT	County
Average Taxable Value†	\$168,000						
	Rate	13.0000	3.1541	1.4836	18.7109	3.9539	2.0904
	Tax Dollars	\$2,184.00	\$529.89	\$249.24	\$3,143.43	\$664.26	\$351.19
*South Lyon Schools	Percentage	30.67%	7.44%	3.50%	44.14%	9.33%	4.93%

City of South Lyon

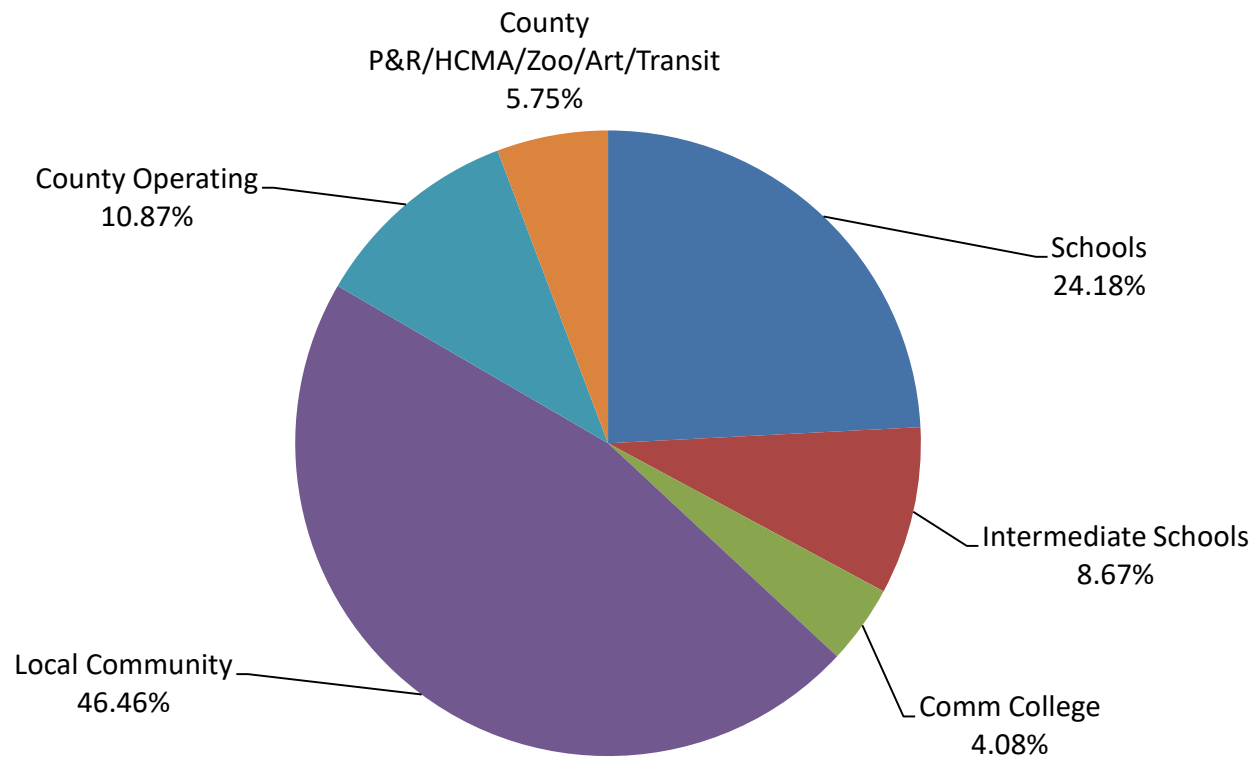


†Average Taxable Value represents 50% of the average sales price for recent sales in the community.

*Schools values are calculated using the predominate school district for the community.

	Schools	Intermediate Schools	Community College	Local Community	Operations	County P&R/TRANSIT	County P&R/HCMA/ZOO
Average Taxable Value†	\$160,000						
	<i>Rate</i>	8.7980	3.1541	1.4836	16.9055	3.9539	2.0904
	<i>Tax Dollars</i>	\$1,407.68	\$504.66	\$237.38	\$2,704.88	\$632.62	\$334.46
*Pontiac Schools	<i>Percentage</i>	24.18%	8.67%	4.08%	46.46%	10.87%	5.75%

City of Sylvan Lake

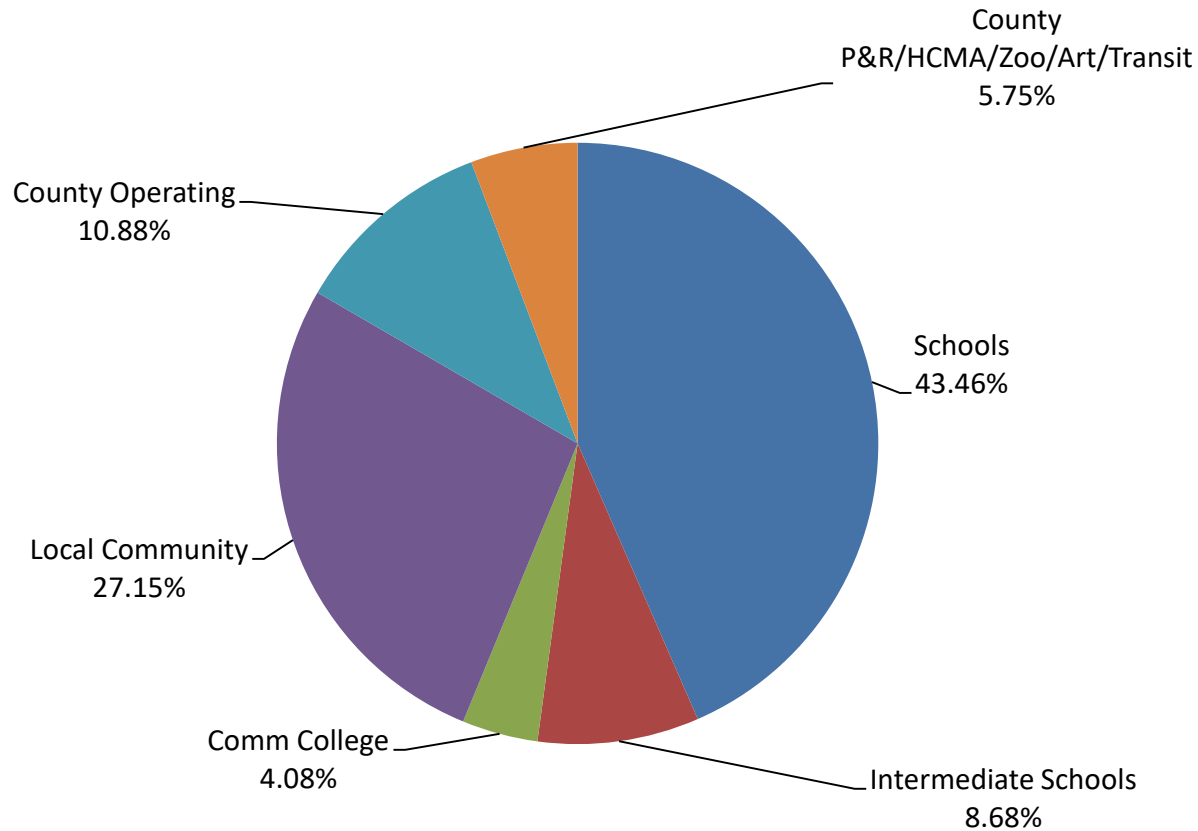


†Average Taxable Value represents 50% of the average sales price for recent sales in the community.

*Schools values are calculated using the predominate school district for the community.

	Schools	Intermediate Schools	College Community	Local Community	Operations	County P&R/TRANSIT	County P&R/HCMA/ZOO
Average Taxable Value†	\$215,000						
	<i>Rate</i>	15.7900	3.1541	1.4836	9.8640	3.9539	2.0904
	<i>Tax Dollars</i>	\$3,394.85	\$678.13	\$318.97	\$2,120.76	\$850.09	\$449.44
*Troy Schools	<i>Percentage</i>	43.46%	8.68%	4.08%	27.15%	10.88%	5.75%

City of Troy

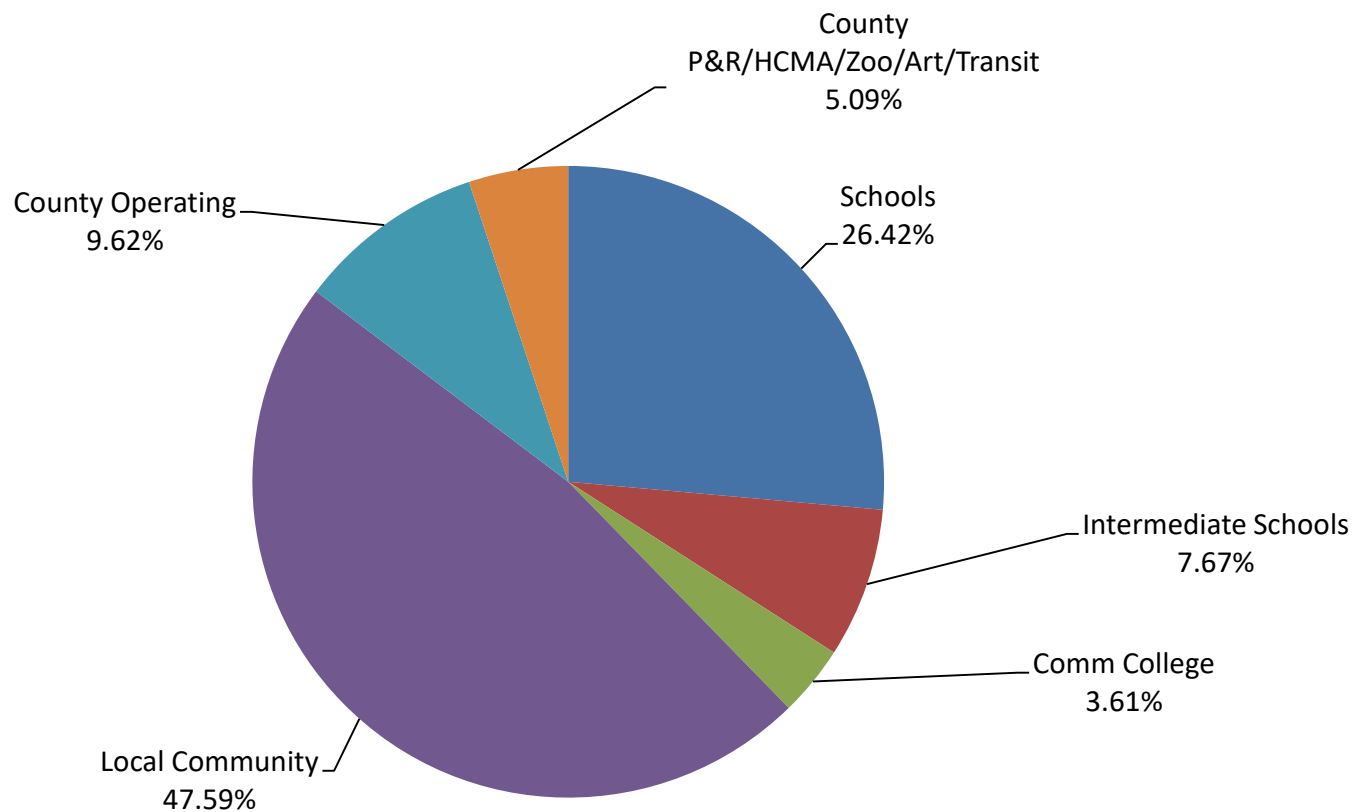


†Average Taxable Value represents 50% of the average sales price for recent sales in the community.

*Schools values are calculated using the predominate school district for the community.

	Schools	Intermediate Schools	College Community	Local Community	Operations	County P&R/HCMA/ZOO ART/TRANSIT	County
Average Taxable Value†	\$117,500						
Rate		10.8567	3.1541	1.4836	19.5606	3.9539	2.0904
Tax Dollars		\$1,275.66	\$370.61	\$174.32	\$2,298.37	\$464.58	\$245.62
*Walled Lake Schools		26.42%	7.67%	3.61%	47.59%	9.62%	5.09%

City of Walled Lake

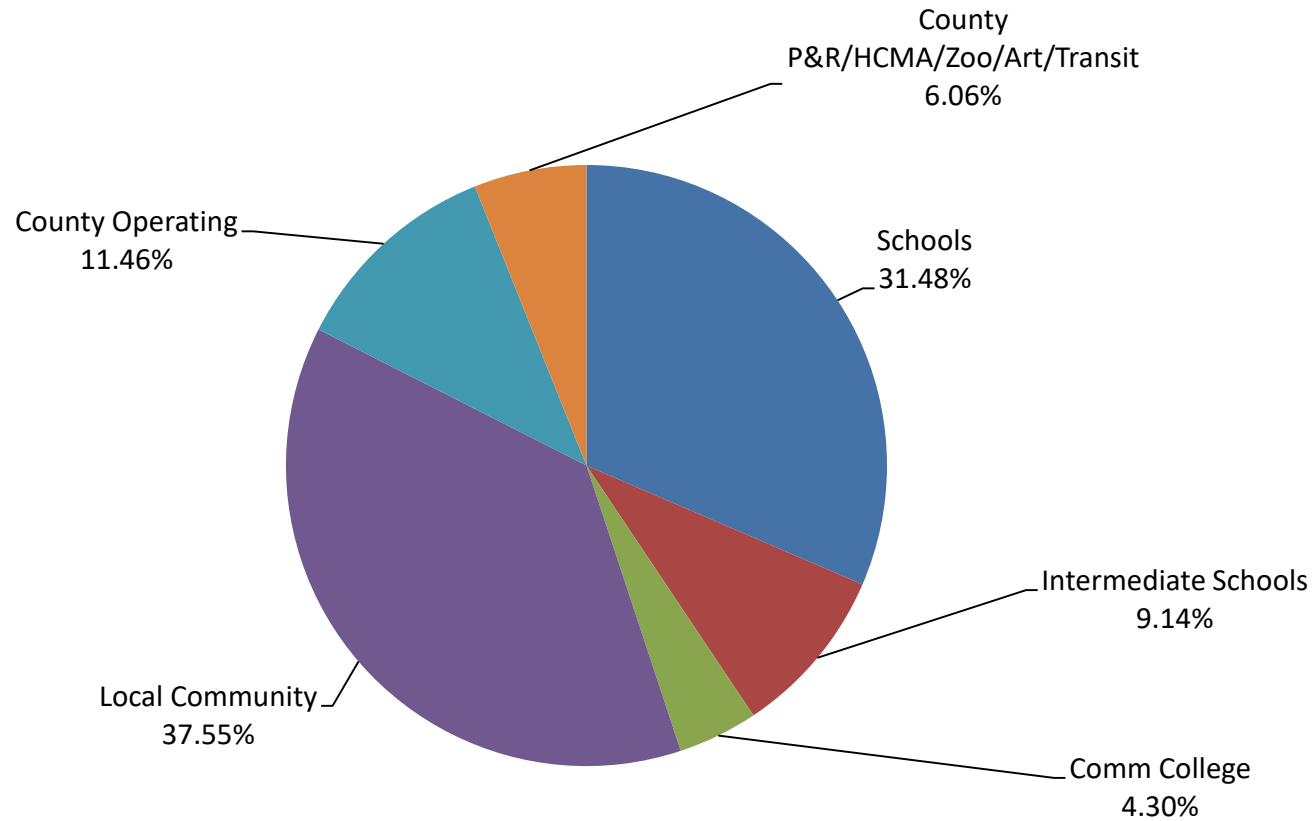


†Average Taxable Value represents 50% of the average sales price for recent sales in the community.

*Schools values are calculated using the predominate school district for the community.

	Schools	Intermediate Schools	Community College	Local Community	Operations	County P&R/HCMA/ZOO ART/TRANSIT	County
Average Taxable Value†	\$170,000						
Rate		10.8567	3.1541	1.4836	12.9526	3.9539	2.0904
Tax Dollars		\$1,845.64	\$536.20	\$252.21	\$2,201.94	\$672.16	\$355.37
*Walled Lake Schools		31.48%	9.14%	4.30%	37.55%	11.46%	6.06%

City of Wixom

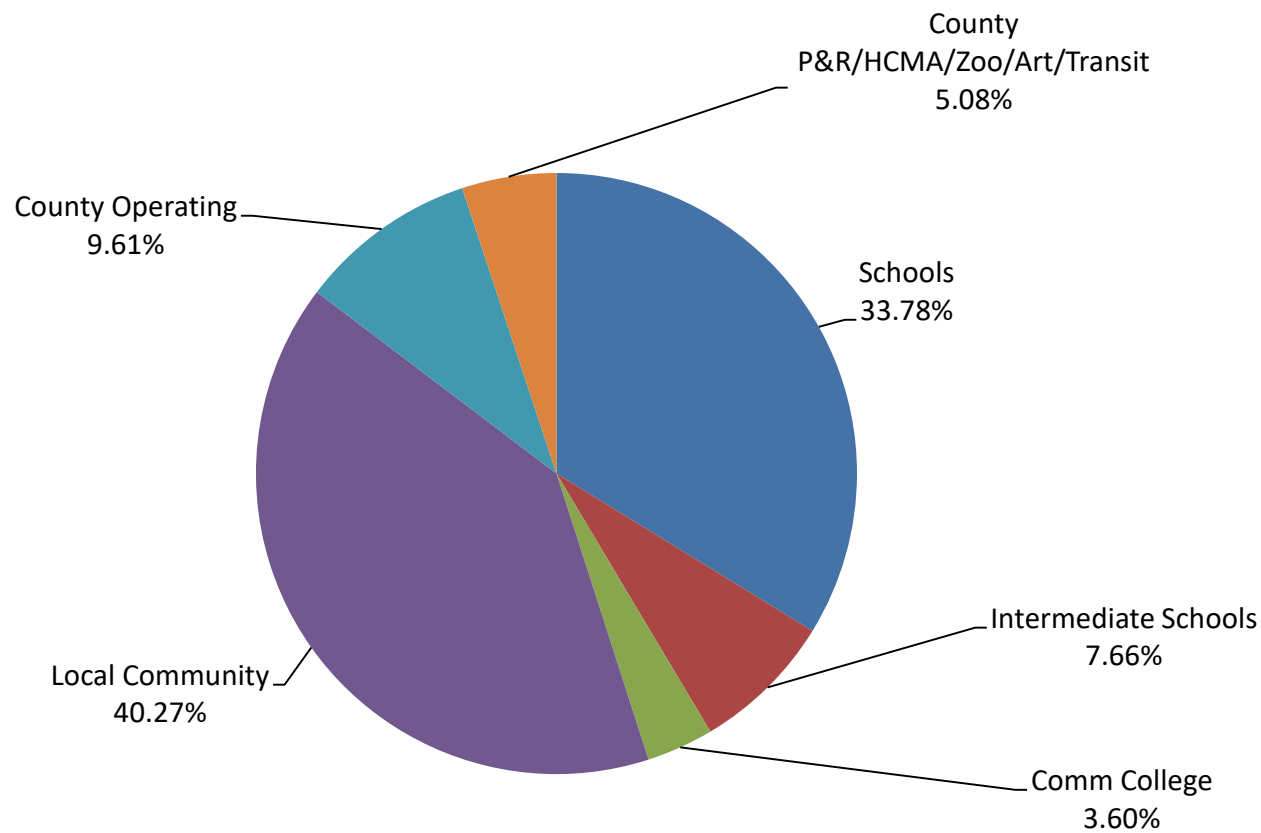


†Average Taxable Value represents 50% of the average sales price for recent sales in the community.

*Schools values are calculated using the predominate school district for the community.

		Schools	Intermediate Schools	Community College	Local Community	Operations	County P&R/HCMA/ZOO ART/TRANSIT	County
Average								
Taxable Value†	\$90,750							
		<i>Rate</i>	13.9000	3.1541	1.4836	16.5727	3.9539	2.0904
		<i>Tax Dollars</i>	\$1,261.43	\$286.23	\$134.64	\$1,503.97	\$358.82	\$189.70
*Oxford Schools		<i>Percentage</i>	33.78%	7.66%	3.60%	40.27%	9.61%	5.08%

Village of Leonard

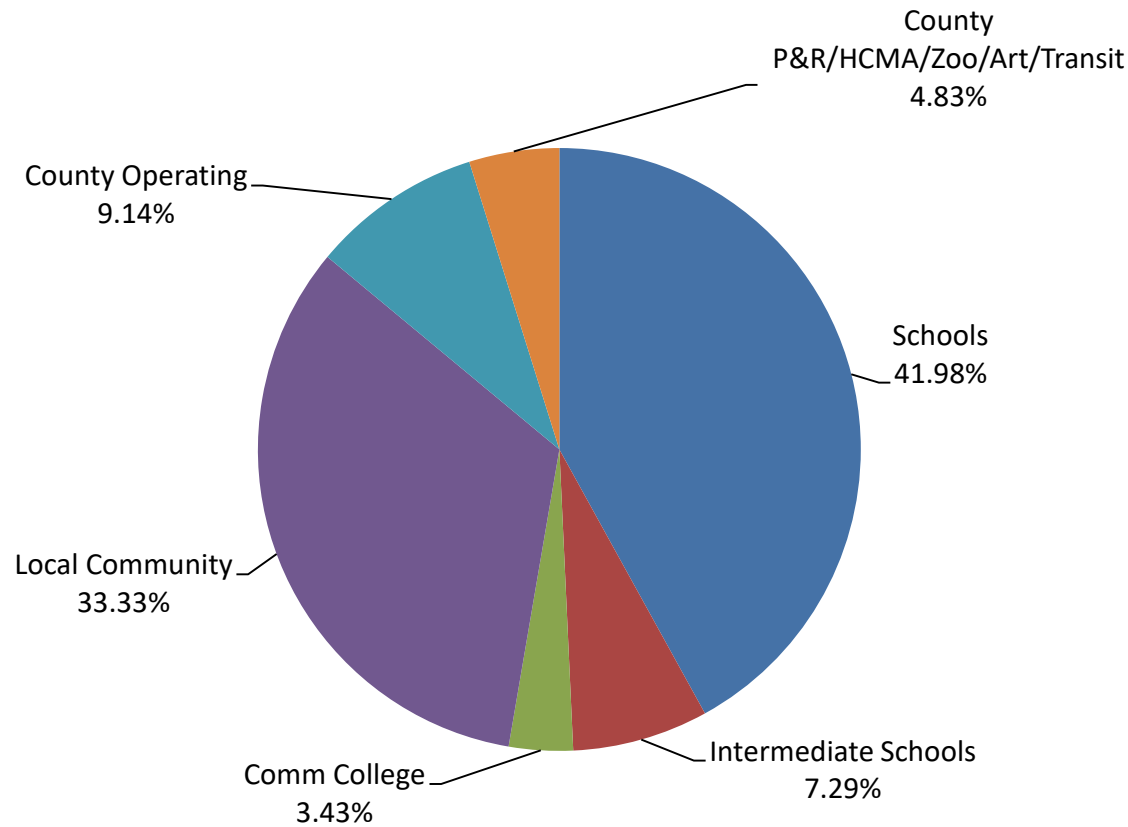


†Average Taxable Value represents 50% of the average sales price for recent sales in the community.

*Schools values are calculated using the predominate school district for the community.

	Schools	Intermediate Schools	Community College	Local Community	Operations	County ART/TRANSIT	County P&R/HCMA/ZOO
Average Taxable Value†	\$160,000						
	<i>Rate</i>	18.1600	3.1541	1.4836	14.4206	3.9539	2.0904
	<i>Tax Dollars</i>	\$2,905.60	\$504.66	\$237.38	\$2,307.30	\$632.62	\$334.46
*Brandon Schools	<i>Percentage</i>	41.98%	7.29%	3.43%	33.33%	9.14%	4.83%

Village of Ortonville

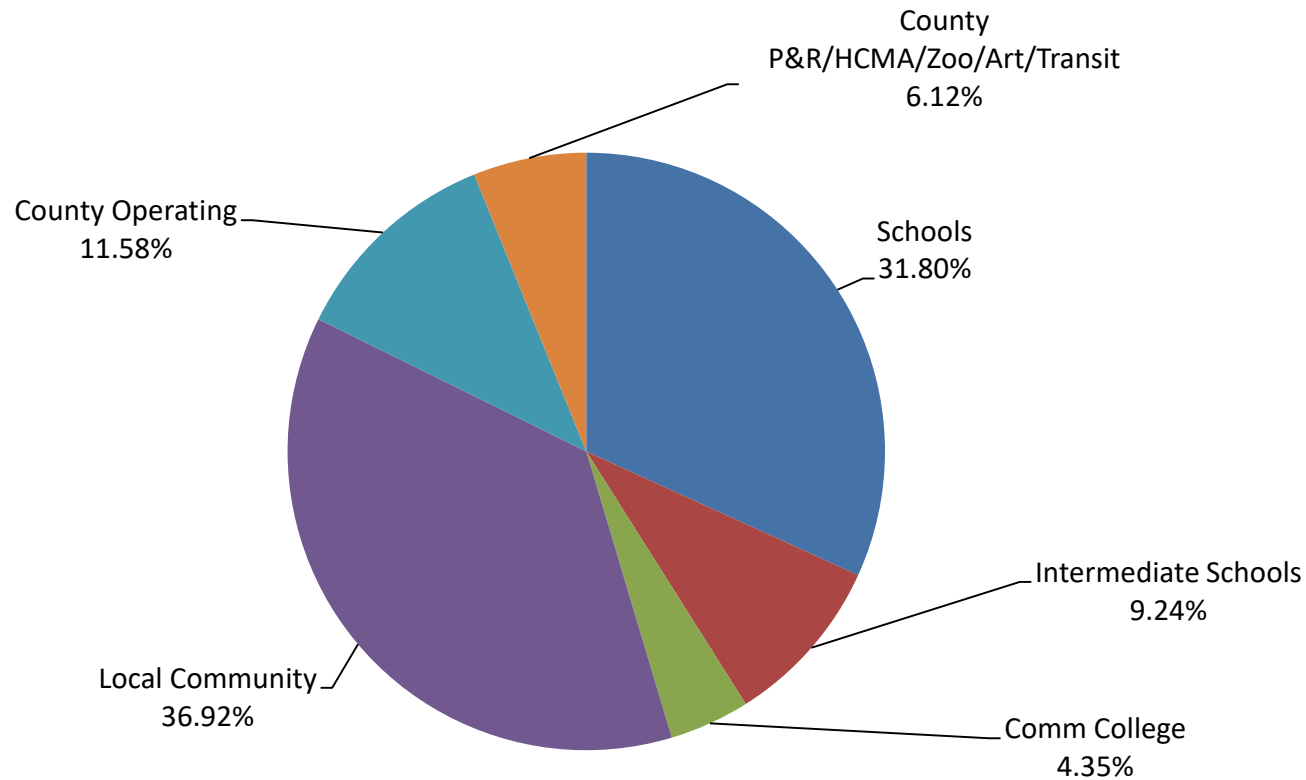


†Average Taxable Value represents 50% of the average sales price for recent sales in the community.

*Schools values are calculated using the predominate school district for the community.

	Schools	Intermediate Schools	Community College	Local Community	Operations	County P&R/HCMA/ZOO ART/TRANSIT	County
Average Taxable Value†	\$147,500						
	Rate	10.8567	3.1541	1.4836	12.6057	3.9539	2.0904
	Tax Dollars	\$1,601.36	\$465.23	\$218.83	\$1,859.34	\$583.20	\$308.33
*Walled Lake Schools	Percentage	31.80%	9.24%	4.35%	36.92%	11.58%	6.12%

Village of Wolverine Lake

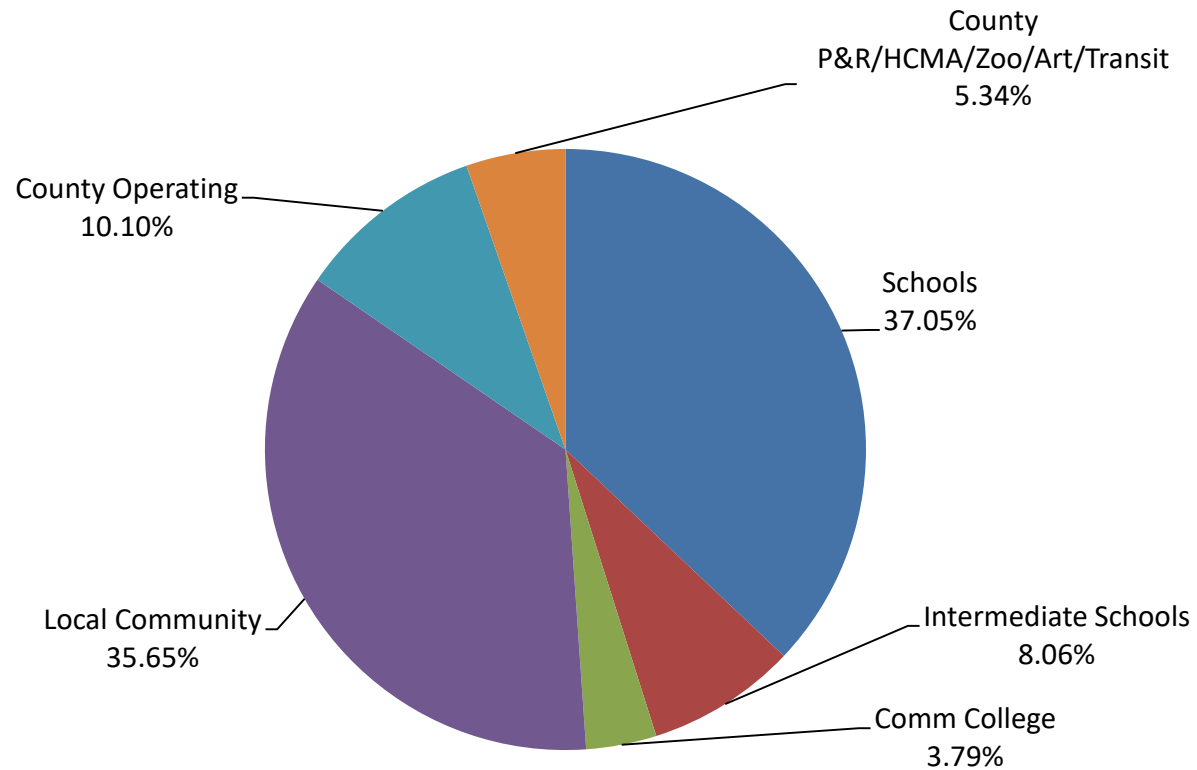


†Average Taxable Value represents 50% of the average sales price for recent sales in the community.

*Schools values are calculated using the predominate school district for the community.

		Schools	Intermediate Schools	College Community	Local Community	Operations County	County P&R/HCMA/ZOO ART/TRANSIT	County
Average								
Taxable Value†	\$117,500	<i>Rate</i>	14.5000	3.1541	1.4836	13.9520	3.9539	2.0904
		<i>Tax Dollars</i>	\$1,703.75	\$370.61	\$174.32	\$1,639.36	\$464.58	\$245.62
*Holly Schools		<i>Percentage</i>	37.05%	8.06%	3.79%	35.65%	10.10%	5.34%

Village of Holly



†Average Taxable Value represents 50% of the average sales price for recent sales in the community.

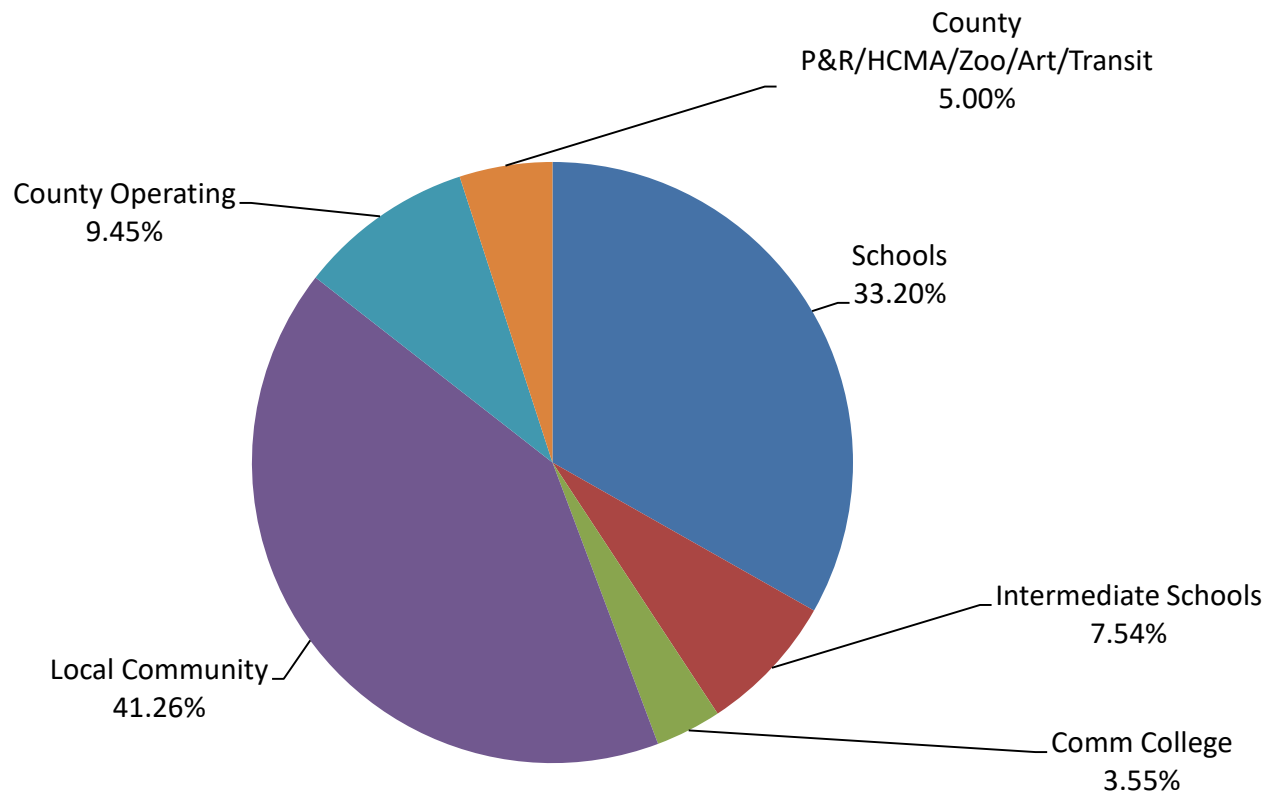
*Schools values are calculated using the predominate school district for the community.

Average
Taxable Value† \$175,000

*Huron Valley Schools

	Schools	Intermediate Schools	Community College	Local Community	County Operations	County P&R/HCMA/ZOO ART/TRANSIT	County
<i>Rate</i>		13.8871	3.1541	1.4836	17.2602	3.9539	2.0904
<i>Tax Dollars</i>		\$2,430.24	\$551.97	\$259.63	\$3,020.54	\$691.93	\$365.82
<i>Percentage</i>		33.20%	7.54%	3.55%	41.26%	9.45%	5.00%

Village of Milford



†Average Taxable Value represents 50% of the average sales price for recent sales in the community.

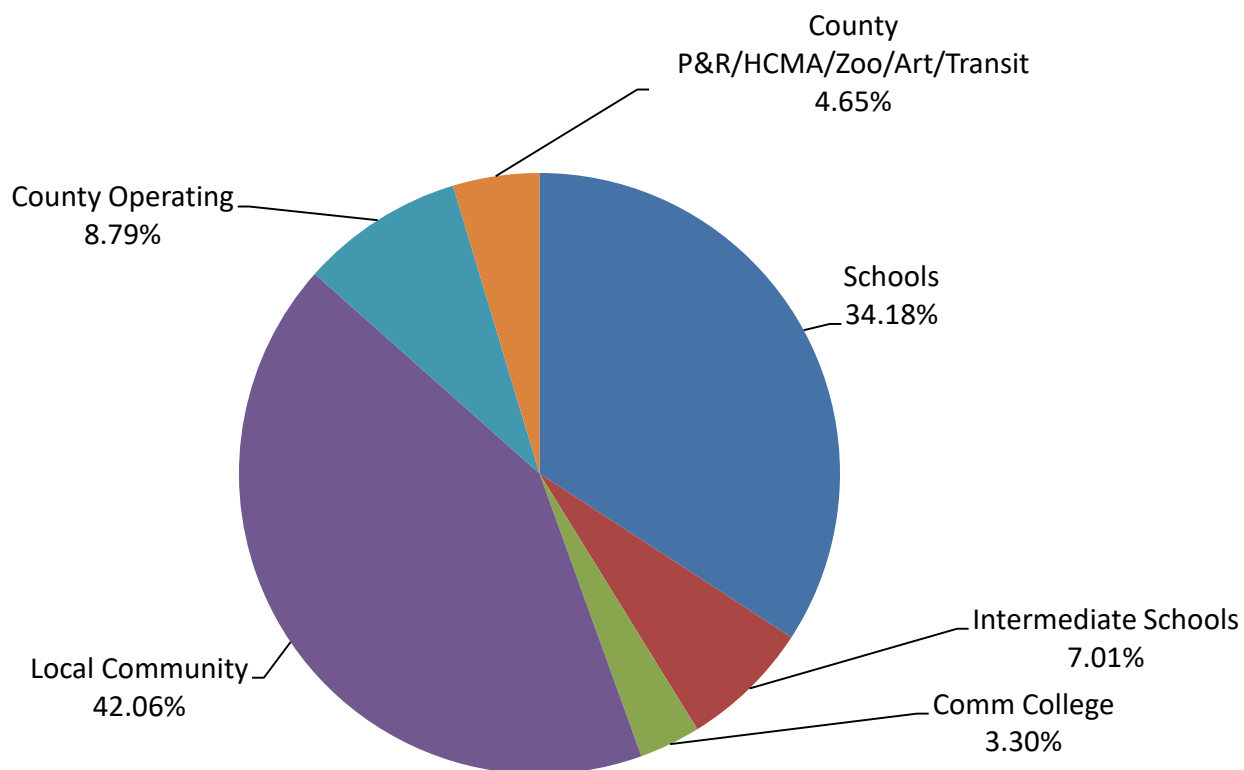
*Schools values are calculated using the predominate school district for the community.

Average
Taxable Value† \$170,000

*Lake Orion Schools

	Schools	Intermediate Schools	College Community	Local Community	Operations County	County P&R/HCMA/ZOO ART/TRANSIT	County
<i>Rate</i>		15.3704	3.1541	1.4836	18.9152	3.9539	2.0904
<i>Tax Dollars</i>		\$2,612.97	\$536.20	\$252.21	\$3,215.58	\$672.16	\$355.37
<i>Percentage</i>		34.18%	7.01%	3.30%	42.06%	8.79%	4.65%

Village of Lake Orion

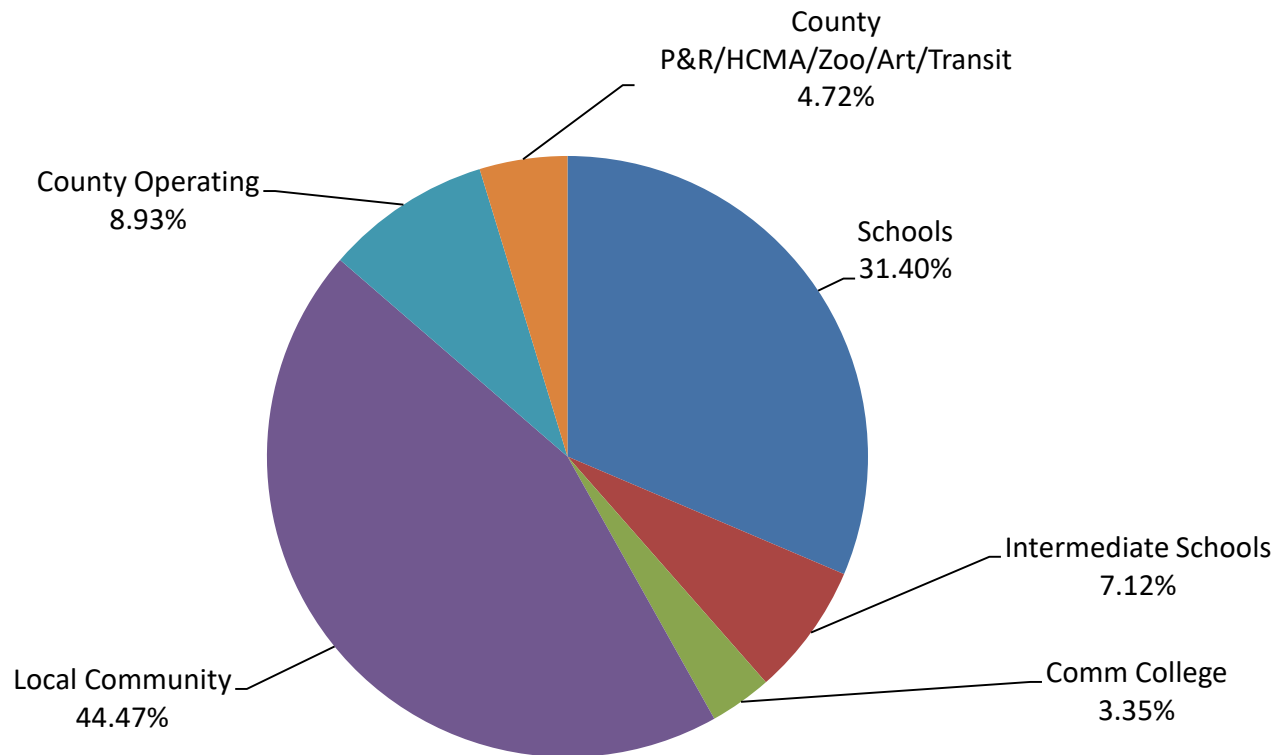


†Average Taxable Value represents 50% of the average sales price for recent sales in the community.

*Schools values are calculated using the predominate school district for the community.

	Schools	Intermediate Schools	College Community	Local Community	Operations	County ART/TRANSIT	County P&R/HCMA/ZOO
Average Taxable Value†	\$181,125						
	<i>Rate</i>	13.9000	3.1541	1.4836	19.6867	3.9539	2.0904
	<i>Tax Dollars</i>	\$2,517.64	\$571.29	\$268.72	\$3,565.75	\$716.15	\$378.62
*Oxford Schools	<i>Percentage</i>	31.40%	7.12%	3.35%	44.47%	8.93%	4.72%

Village of Oxford

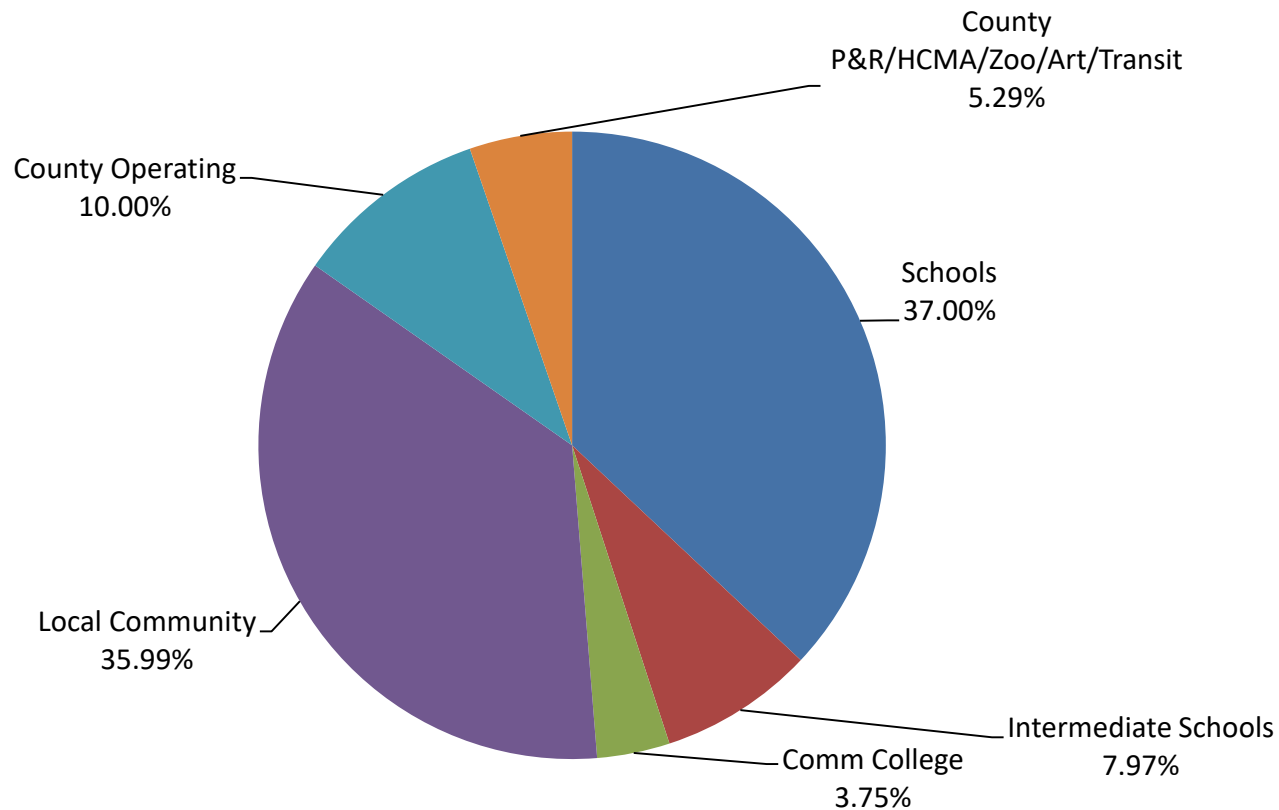


†Average Taxable Value represents 50% of the average sales price for recent sales in the community.

*Schools values are calculated using the predominate school district for the community.

		Schools	Intermediate Schools	Community College	Local Community	Operations	County P&R/HCMA/ART/TRANSIT	County
Average Taxable Value†	\$260,375	Rate	14.6358	3.1541	1.4836	14.2349	3.9539	2.0904
		Tax Dollars	\$3,810.80	\$821.25	\$386.29	\$3,706.41	\$1,029.50	\$544.29
*Birmingham Schools		Percentage	37.00%	7.97%	3.75%	35.99%	10.00%	5.29%

Village of Beverly Hills

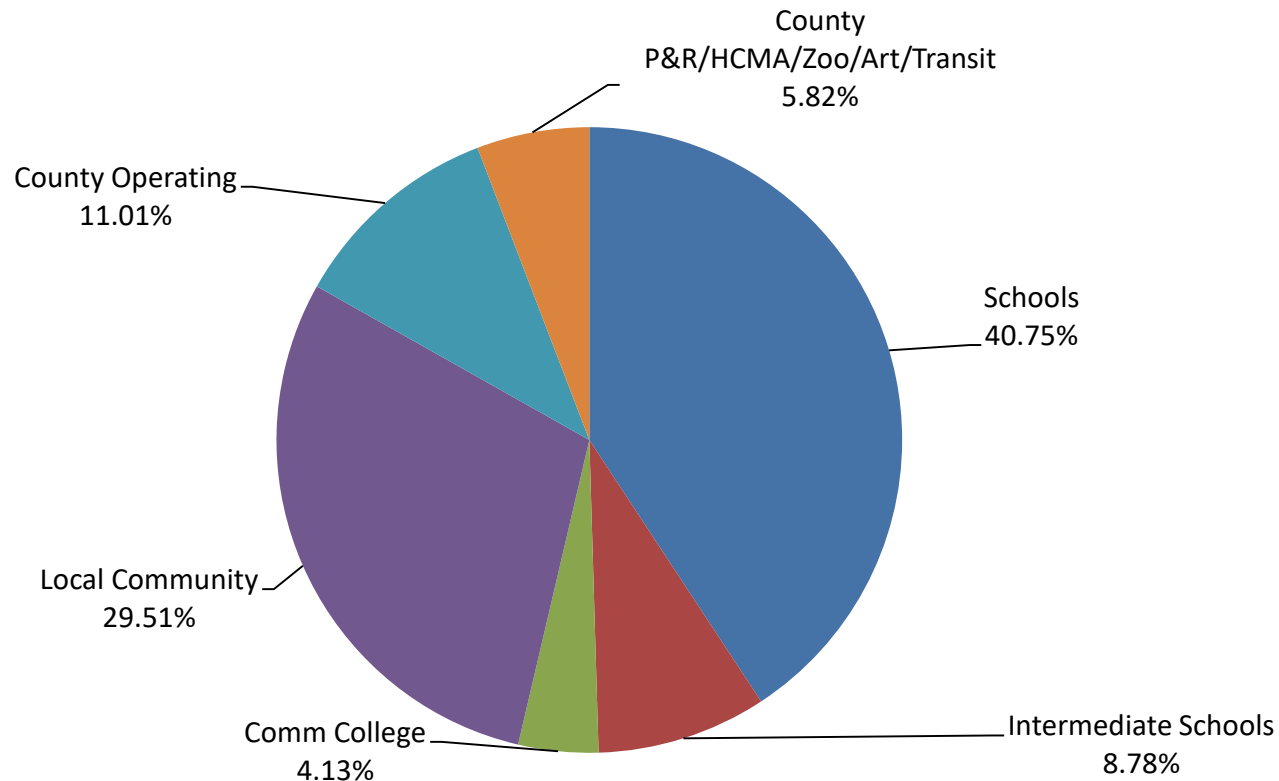


†Average Taxable Value represents 50% of the average sales price for recent sales in the community.

*Schools values are calculated using the predominate school district for the community.

	Schools	Intermediate Schools	Community College	Local Community	Operations	County ART/TRANSIT	County P&R/HCMA/ZOO
Average Taxable Value†	\$229,125						
Rate		14.6358	3.1541	1.4836	10.6000	3.9539	2.0904
Tax Dollars		\$3,353.43	\$722.68	\$339.93	\$2,428.73	\$905.94	\$478.96
*Birmingham Schools		40.75%	8.78%	4.13%	29.51%	11.01%	5.82%

Village of Bingham Farms

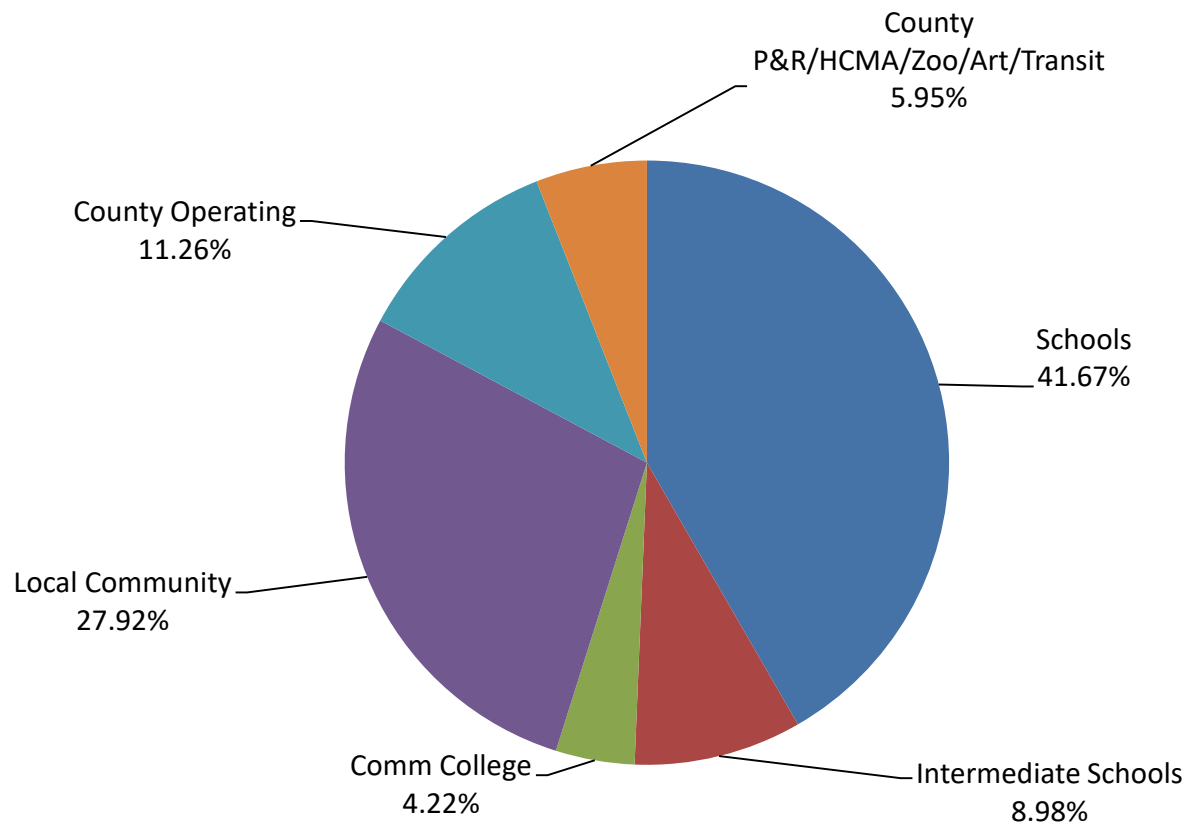


†Average Taxable Value represents 50% of the average sales price for recent sales in the community.

*Schools values are calculated using the predominate school district for the community.

	Schools	Intermediate Schools	Community College	Community	Local Operations	County P&R/HCMA/ZOO ART/TRANSIT	County
Average Taxable Value†	\$342,000						
	Rate	14.6358	3.1541	1.4836	9.8048	3.9539	2.0904
	Tax Dollars	\$5,005.44	\$1,078.70	\$507.39	\$3,353.24	\$1,352.23	\$714.92
*Birmingham Schools	Percentage	41.67%	8.98%	4.22%	27.92%	11.26%	5.95%

Village of Franklin



†Average Taxable Value represents 50% of the average sales price for recent sales in the community.

*Schools values are calculated using the predominate school district for the community.