

Weekly COVID-19 Report









Reporting period: May 5– May 18

METRIC	RESULT	Trend	DEFINITION
Total “Confirmed and Probable” COVID-19 Cases Reported in Oakland County	2581		“Confirmed”: laboratory-confirmed positive molecular viral test “Probable”: rapid-antigen positive viral test
Cases/Day per Million Population 7-Day Average 14-Day Average	104 153		Average number of cases per day per million population over the given timeframe
14-Day Average Daily Case Counts	184		The average number of cases per day reported over the last 14 days of the reporting period
14-Day Average Daily Death Counts	1		The average number of deaths per day reported over the last 14 days of the reporting period
14-Day Average Tests Per Day	3187		The average number of diagnostic tests administered to Oakland residents over the last 14 days of the reporting period
Percentage of Cases Hospitalized in the Last 14 Days	1.3%		The percentage of cases (confirmed and probable) that reported being hospitalized over the last 14 days of the reporting period
Percent Positivity (7 days)	5.94%		Percentage of reported positive tests over the last 7 days (April 28– May 4)
Percent Positivity (28 days)	8.90%		Percentage of reported positive tests over the last 28 days (April 7 – May 4)
Healthcare Capacity Strength	At or reaching capacity		Assessment of bed availability and hospital capacity
Testing, Tracing, Containment Infrastructure	STABLE		Assessment of testing availability and OCHD contact tracing capability

Total Oakland County Cases Reported by Age Group

Age Group	Total Cases	Trend	Age Group	Total Cases	Trend
0-4	74		50-59	325	
5-9	139		60-69	214	
10-13	190		70-79	112	

14-18	259		80-89	46	
19-29	448		90+	13	
30-39	389		Unknown	4	
40-49	368				

The number of reported cases decreased by 1,254 cases. The average number of tests per day decreased by 419 tests per day. Percent positivity decreased 1.93% over the last 28 days and decreased by 1.32% over the last 7 days. The number of deaths reported during this period has decreased by .5%. The percentage of cases hospitalized has increased by .9%. All age groups experienced decreases in case counts. Healthcare capacity in many places is still at or nearing capacity. Testing, tracing, containment and infrastructure remain stable.